



TOWN OF PERINTON

1350 TURK HILL ROAD, FAIRPORT, NEW YORK 14450-8796
(585) 223-0770, Fax: (585) 223-3629, www.perinton.org

BUILDING PERMIT REQUIREMENTS FOR SWIMMING POOLS

Construction **SHALL NOT** commence until a building permit is issued.

1. The homeowner must sign all documents being submitted.
2. Prior to submitting the permit application, the contractor or homeowner should provide a physical outline of the pool, walkways, decks, retaining walls and limits of grading in the exact site location where the work is to be performed. This may be accomplished by painting the grass surface or by using wood stakes at the corners and midpoint along the straight lines for each of the elements.
3. Pool permit applications must be submitted with two copies of the following information: a survey map indicating the pool location, setback distance from property lines, size of pool, type of pool, specifications for fences (if applicable), specifications for the required water entry alarm, location of all utility lines near the pool, septic location, any decks, patios, retaining walls, walkways, and limits of grading. The application should state, in feet and inches, the elevation differential from the rear door sill to the top edge of the pool, and the grade differential from the top of the pool edge to the rear and side property lines.
4. Pools must be located in the rear yard, no closer than 15' to the side and rear property lines and no closer than 10' from any overhead wires.
5. If access to the work area requires encroaching on neighboring property, the owner must submit a "Property Access Agreement Form" signed by the owners of the involved properties. See attached form.
6. The Code Enforcement and Development Department and the Department of Public Works (DPW) will do a stakeout inspection within three work days of the permit application. This will verify the location and determine if there is potential grading or drainage issues that must be resolved prior to the start of any construction or issuance of a permit.
7. The following must be received, completed, and approved before a permit can be issued:
 - The Homeowner must complete the "Swimming Pool /Hot Tub Acknowledgement Letter" (attached).
 - The contractor/installer must have General Liability, Worker's Compensation and Disability Benefits insurance on file with the Town of Perinton. Please call the Code Enforcement and Development Department with any questions.
 - The pre-permit site inspections must be completed and approved.
8. The building permit must be issued and on-site prior to any site disturbance or construction. This permit will indicate all required inspections during installation and at the project's completion, including a final grade inspection by the DPW.
9. See the current Town of Perinton fee schedule at www.perinton.org or visit the Code Enforcement and Development office in the Town Hall.
10. After the project is completed in accordance with the approved plans, an electrical inspection is completed (SEPARATE FEE CHARGED), and the final grading inspection is approved, a final Certificate of Compliance inspection must be scheduled with the Code Enforcement and Development Department.
11. The permit is incomplete and the pool cannot be used until the Certificate of Compliance has been issued.
12. If during the course of the work a change is intended, the contractor shall stop construction and notify the Code Enforcement and Development Department of the change and provide a revised plan. **Work shall not continue until the revised plans have been approved by the Town.**



TOWN OF PERINTON
 1350 TURK HILL ROAD, FAIRPORT, NEW YORK 14450-8796
 (585) 223-0770, Fax: (585) 223-3629, www.perinton.org

SWIMMING POOL/HOT TUB ACKNOWLEDGEMENT LETTER

As **HOMEOWNER**, I am or my agent is applying for a building permit for an:

Check Appropriate Box:

- IN-GROUND POOL** – A fence/enclosure plan must be submitted before a building permit will be issued for in-ground pools. (The plan must include a detail of the fence, location of self-closing/self-latching gates, sliding door, deck, etc.) The homeowner must sign the plan.
- ABOVE-GROUND POOL** – A fence /enclosure plan must be submitted for an above-ground pool with attached deck or if deck is also attached to house or if any excavation work is to be done to level ground for said pool. (The plan must include a detail of the fence, location of self-closing/self-latching gates, sliding door, deck, etc.) The homeowner must sign the plan.
- HOT TUB/SPA** – An electrical inspection will be required. A lockable cover is required.

Is any cutting/removal of soil required to level the pool? Yes _____ No _____

Is any fill soil required to level the pool? Yes _____ No _____

Where will the spoil (excess) material be disposed of ? _____

Which side of the property will be used for access? Front _____ Rear _____ Left _____ Right _____

Will access require encroaching on any neighboring property? Yes _____ No _____

If yes, a **PROPERTY ACCESS AGREEMENT FORM** must be submitted.

I have received and reviewed a copy of the Town of Perinton Swimming Pool Permit Requirements and Swimming Pool Enclosure/Barrier and Alarm Requirements.

I acknowledge that I am aware of the pool enclosure/barrier requirements.

I acknowledge that I am responsible for the **water entry alarm**, **door alarms**, and scheduling a final inspection.

I acknowledge that any changes must be approved by the town in advance to any work involving the proposed changes.

I further understand that the pool/hot tub/spa **MAY NOT BE USED** until a Certificate of Completion has been issued from the Code Enforcement and Development Department.


Homeowner Signature

Date

Print Name: _____

Address: _____

Phone Number: _____



TOWN OF PERINTON

1350 TURK HILL ROAD, FAIRPORT, NEW YORK 14450-8796
(585) 223-0770, Fax: (585) 223-3629, www.perinton.org

Swimming Pool Enclosure/Barrier and Alarm Requirements

An outdoor swimming pool, including an in-ground, above-ground or on-ground pool, hot tub or spa shall require barriers. They are required for all pools that can hold 24 inches or more of water. These requirements are intended to provide protection against drowning and near drowning by restricting access to swimming pools.

Contact the Code Enforcement and Development Department with any questions regarding your situation.

Each swimming pool shall be equipped with an approved water entry pool alarm which:

1. Is capable of detecting a child entering the water and giving an audible alarm.
2. Is audible poolside and at another location on the premises.
3. Is classified by Underwriter's Laboratory (or another approved independent testing laboratory) to reference standard ASTM F2208, entitled "Standard Specification for Pool Alarms."

Where a fence serves as the barrier, the following conditions shall be met:

1. The top of the barrier must be a minimal of 48 inches above grade.
2. The maximum clearance between the bottom of the barrier and grade shall be 2 inches.
3. Openings shall not allow passage of a 4-inch diameter sphere.
4. If the barrier has vertical and horizontal members, the horizontal members must be on the pool side. Spacing between the vertical members shall not exceed 1¾ inches when the distance between the top edges of the horizontal members is less than 45 inches.

Access gates shall comply with the above and following requirements:

1. Pedestrian gates must be self-closing and self-latching and able to be securely locked when not in use or supervised.
2. Gates must open outward away from the pool enclosure area.
3. If the release mechanism is less than 54 inches from the bottom of the gate:
 - It must be on the pool side of the gate and a minimum of 3 inches below the top of the gate.
 - Openings in the gate and barrier shall not be greater than ½ inch within 18 inches of the release mechanism.

Where a wall of a dwelling serves as part of the barrier, the following conditions shall be met:

1. All doors with direct access to the pool must be equipped with an alarm which produces an audible warning when the door is opened. The alarm must meet the UL-2017 standard.
2. The alarm shall sound continuously for a minimum of 30 seconds immediately after the door is opened and be capable of being heard throughout the house during normal household activities.
3. The alarm shall automatically reset under all conditions.
4. The alarm system shall be equipped with a manual means, such as touchpad or switch, to temporarily deactivate the alarm for a single opening. Such deactivation shall last for not more than 15 seconds. The deactivation switch shall be located at least 54 inches above the threshold of the door.

Above-ground pools with a minimum wall height of 48 inches can be used as the barrier when the following conditions are met:

1. The ladder or steps shall be capable of being secured and locked in the up position or removed to prevent access.
2. The grade surrounding the pool must be 48 inches from the top of the pool wall for a minimum of 3 feet surrounding the pool.
3. Filters and other equipment or structures must be located a minimum of 3 feet from the edge of the pool.

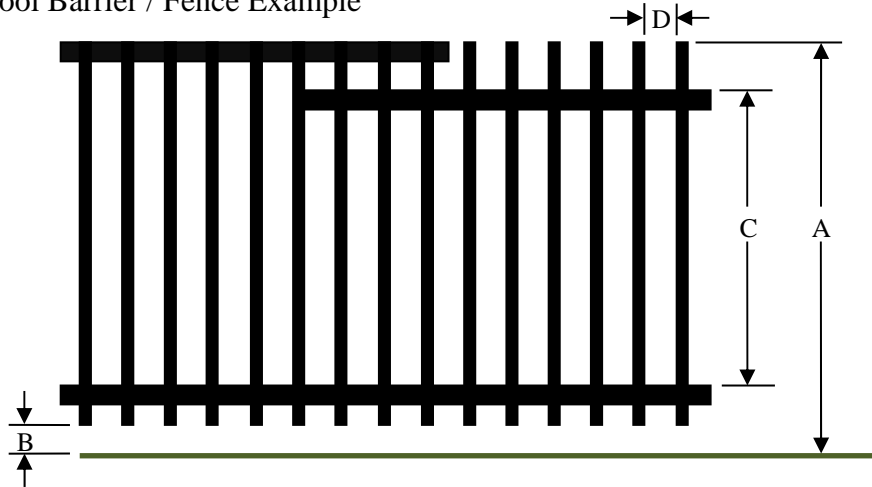


TOWN OF PERINTON

1350 TURK HILL ROAD. FAIRPORT, NEW YORK 14450-8796
 (585) 223-0770, Fax: (585) 223-3629, www.perinton.org

If a wall of the house serves as part of the barrier, contact the building inspector for requirements.

Pool Barrier / Fence Example

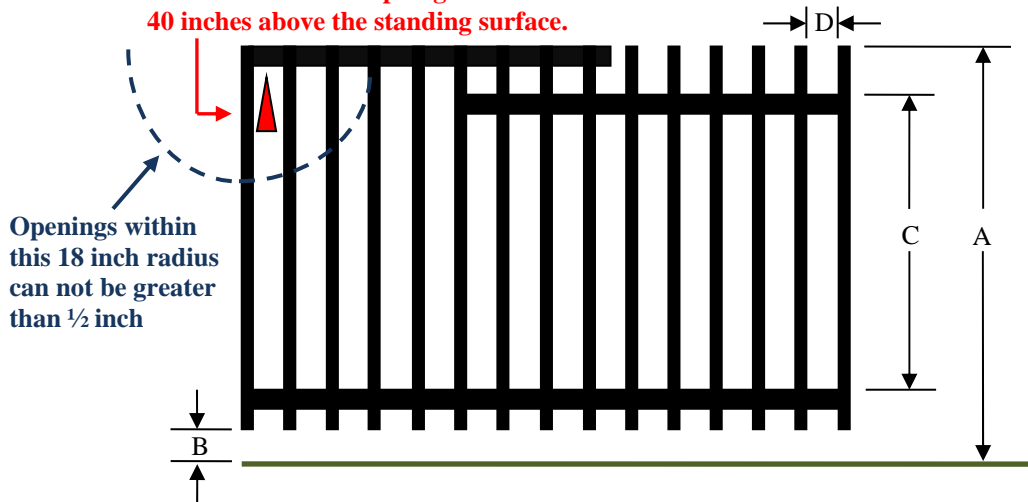


Dimension "A" must be 48 inches minimum from a standing surface to the top of the fence.
 Dimension "B" may be 2 inches maximum from a standing surface to the bottom of the fence.
 If dimension "C" is less than 45 inches, dimension "D" cannot be greater than 1-3/4 inches.
 Dimension "D" can never be greater than 4 inches.

Pool Gate Example,

with latch release less than 54 inches above the standing surface and located on the pool side.

Latch release located a minimum of 3 inches below the top of gate and 40 inches above the standing surface.



Dimension "A" must be 48 inches minimum from a standing surface to the top of the fence.
 Dimension "B" may be 2 inches maximum from a standing surface to the bottom of the fence.
 If dimension "C" is less than 45 inches, dimension "D" cannot be greater than 1-3/4 inches.
 Dimension "D" can never be greater than 4 inches.



TOWN OF PERINTON

1350 TURK HILL ROAD, FAIRPORT, NEW YORK 14450-8796
(585) 223-0770, Fax: (585) 223-3629, www.perinton.org

Underground Utility Pipe Installation Specifications

For repairs associated with swimming pools and additions

All underground pipe installations, relocations and repairs require inspections from the Department of Public Works, 223-5115.

Sanitary lateral pipe shall be SDR-21, ASTM D-2241;

- Joints shall be water tight; no fernco or mission-type couplings
- SCH-40 fittings are permitted on SDR-21 when a bell fitting falls within 1 foot of solvent weld
- Excessive bends may require additional cleanouts as determined by the Town Inspector
- All work must be inspected prior to cover

Storm lateral pipe shall be 6-inch SDR-35, ASTM D-3034;

- Joints shall be water-tight ASTM 3212
- All work must be inspected prior to cover

Downspout conductors shall be 4-inch SDR-35 ASTM D-3034;

- Maximum bend on horizontal shall be 45 degree; no tees permitted
- A minimum cover over the pipe shall be 3 feet from finish grade
- All work must be inspected prior to cover

Outside water service shall be Type K copper or PE-3408 plastic;

- Provide 6 inch of clean cushion sand
- Place tracer wire 12 inches above PE pipe
- Minimum cover over the pipe shall be 6 feet from finish grade

PROPERTY ACCESS AGREEMENT FORM

I, _____, agree to allow _____ to access my property listed under "Site
Name of Property owner *Name of Individual/contractor*

Address Where Access is Given" for a construction project occurring at

Address of Construction Project

The above named individual or group has access to my property between the hours of _____ am/pm and _____ am/pm on the date or dates indicated under "Access Dates" below.

I understand that this is a voluntary and non-binding agreement, and that I am not responsible for any damages or injuries that occur during the construction project. I reserve my right as the legal owner/manager of the property to revoke this agreement at any time. I also understand that the individual or contractor contact listed below is responsible for repairing any damage that occurs on my property as the result of the construction project. Further, it is understood that the individual or contractor contact listed below is responsible for notifying me at least 24 hours prior to accessing the property.

Name of Property Owner

Name of Individual/Contractor

Signature *Date*

Signature *Date*

Address

Address

Address

Address

Phone Number

Phone Number

Access Dates

Site Address Where Access is Given (address, zip code)

Address of Construction Project (address, zip code)