

DRIVEWAY CULVERT & ROADSIDE SWALE ENCLOSURE DETAIL

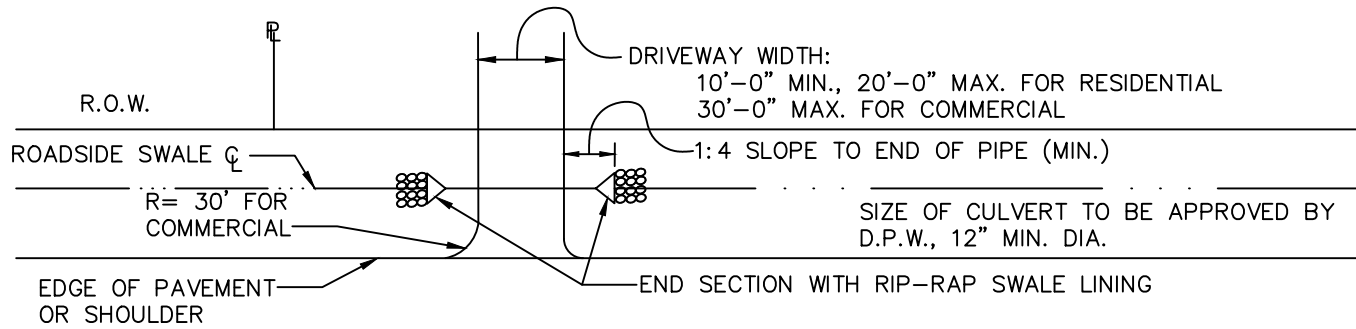
N.T.S.

A TOWN OF PERINTON 149 PERMIT FOR WORK WITHIN THE R.O.W. IS REQUIRED TO BE COMPLETED & APPROVED PRIOR TO WORK COMMENCING.

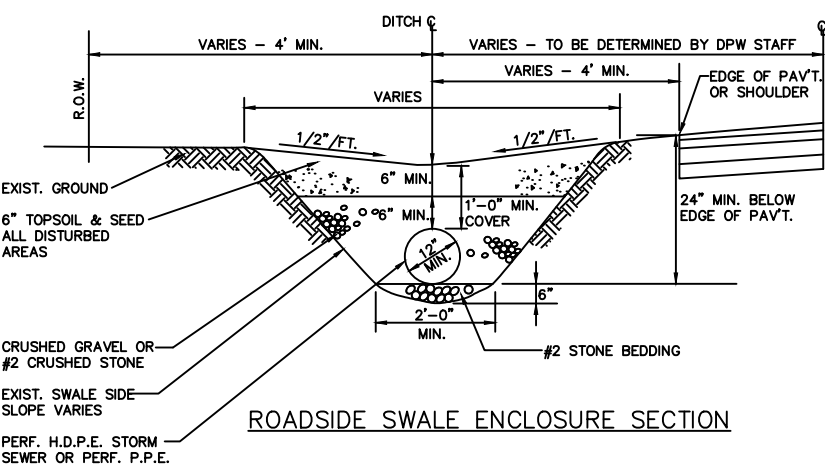
PRIOR TO INSTALLING A NEW CULVERT, THE ROADSIDE SWALE SHALL BE CLEANED OUT AND GRADED ALONG THE LOT FRONTAGE.

DRIVEWAY CULVERTS SHALL BE INSTALLED ON A LINE, GRADE AND OFFSET DETERMINED BY THE EXISTING SWALE LINE, GRADE, AS APPROVED BY THE COMMISSIONER OF PUBLIC WORKS. GALVANIZED STEEL END SECTION SHALL BE INSTALLED ON EACH END OF THE NEW CULVERT.

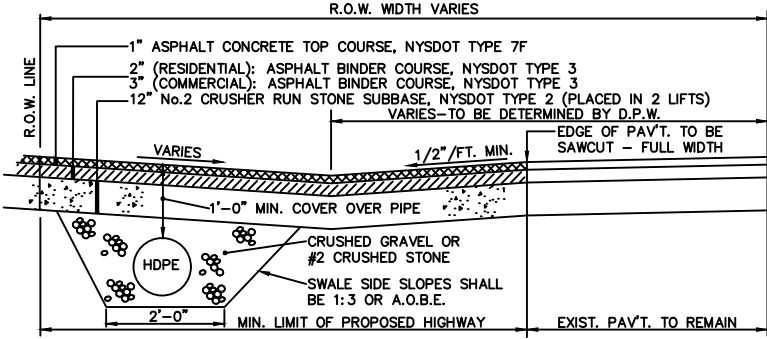
THE APPLICANT SHALL NOTIFY THE PERINTON PUBLIC WORKS DEPT. AT 223-5115, AT LEAST 48 HOURS PRIOR TO PERFORMING THE WORK TO ALLOW FOR FIELD INSPECTION.



PLAN



ROADSIDE SWALE ENCLOSURE SECTION



**ALL DEPTHS ARE SHOWN AS COMPACTED THICKNESS

DRIVEWAY CULVERT SECTION

NOTES:

1. CULVERT PIPE MUST BE EITHER HDPE, WITH SMOOTHFLOW INTERIOR OR PERFORATED POLYETHYLENE PIPE (PPE).
2. THE EXIST. DRAINAGE SWALE MUST BE CLEANED AND GRADED TO DRAIN ACROSS THE ENTIRE HIGHWAY FRONTAGE.
3. DRIVEWAY SHALL BE PAVED TO THE RIGHT-OF-WAY LINE. THE DRIVEWAY GRADE SHALL SLOPE AWAY FROM THE OUTSIDE EDGE OF THE SHOULDER AT A MINIMUM OF 1/2 INCH PER FOOT TO THE CENTERLINE OF THE DRAINAGE SWALE.

D11

JANUARY 2021