March 8, 2019 Reference No. 089290

Mr. Paul D'Amato
Regional Director
New York State Department of Environmental Conservation
Region 8-Division of Air Resources
6274 Avon-Lima Road
Avon, NY 14414

Dear Mr. D'Amato:

**Re: Surface Emission Monitoring and Ambient Monitoring Work Plan**
**Weekly Report #47/48 (January 23, 2019 through February 5, 2019)**
**High Acres Landfill**

On March 2, 2018, GHD submitted a Revised Surface Emission Monitoring and Ambient Monitoring Work Plan (Work Plan) to the New York State Department of Environmental Conservation (NYSDEC) for the Waste Management of New York LLC (WMNY), High Acres Landfill and Recycling Center located in Perinton, New York (Facility or Site). This submittal serves to provide NYSDEC with a discussion of work and monitoring activities that occurred during the biweekly period of January 23, 2019 through February 5, 2019.

## *Initial Equipment Installation*

On March 6, 2018, GHD commenced work activities at the Site. There were five Acrulog hydrogen sulfide ($H_2S$) monitoring units installed at the following locations:

| Station Name | Unit Serial Number | Initial Calibration Date[1] | Initial Operation Date | Additional Calibration Date #1 | Additional Calibration Date #2 |
|---|---|---|---|---|---|
| West Monitoring Station (WMS) | 180200450 | March 1, 2018 | March 6, 2018 | June 18, 2018 | December 19, 2018 |
| North Monitoring Station (NMS) | 180200447 | March 1, 2018 | March 6, 2018 | July 2, 2018 | January 2, 2019 |
| East Monitoring Station (EMS) | 180200452 | March 1, 2018 | March 6, 2018 | August 1, 2018 | January 31, 2019 |
| South Monitoring Station (SMS) | 180200449 | March 1, 2018 | March 6, 2018 | August 13, 2018 | November 20, 2018 |

[1] According to manufacturer, a calibration of the instrument should occur every six months.

| Station Name | Unit Serial Number | Initial Calibration Date[1] | Initial Operation Date | Additional Calibration Date #1 | Additional Calibration Date #2 |
|---|---|---|---|---|---|
| School Monitoring Station (School) | 171000376 | March 1, 2018 | March 6, 2018 | July 17, 2018 | January 14, 2019 |

Figures 1 and 3 present maps showing the location of each monitoring station. For the WMS, NMS, EMS and SMS, each Acrulog unit, which consists of the monitoring equipment enclosed within a weather shelter, was padlocked to a mounting bracket. Each mounting bracket was installed into the side of a tree using lag bolts. In order to assess whether tampering of the unit has occurred, a camera (Wildgame Innovations Cloak Pro Lights Out Trail Camera) was mounted on a tree approximately 20 to 25 feet away from the Acrulog unit. The camera units are motion activated and will snap a 12 megapixel picture upon detection of motion (at 15 second intervals). The cameras have "night-vision" lenses which allow for pictures to be taken during night-time hours.

For the School Monitoring Station, the Acrulog unit was hung from an apparatus placed on top of the roof. The camera was placed approximately 20 feet away on an exhaust pipe penetrating through the roof.

Each of the Acrulog units was linked to a laptop via Bluetooth connection to ensure that the units were taking samples and logging readings every 10 minutes prior to departing each location. The camera units were also checked to ensure that pictures were being taken.

### *Weekly Acrulog Data Download*

On the afternoon of February 7, 2019, Mr. Bryan Szalda (GHD) visited each of the five monitoring stations. An initial inspection of the monitoring stations and the surrounding area was performed. Next, each Acrulog unit was linked to a laptop via Bluetooth connection and the monitoring data was downloaded into a separate folder for each station. After downloading the monitoring data, the connection was terminated and the Acrulog unit was checked to ensure that the equipment was continuing to log samples every ten minutes.

Next, the pictures from the camera unit which are stored on an SD card, were downloaded onto a laptop and the SD card was placed back into the camera.

## *Summary of Collected Monitoring Data*

A preliminary review of the data provides the following:

- Between January 23, 2019 and midnight on February 5, 2019, a total of 8,755 measurements of $H_2S$ were taken.
- Of the total of 8,749 readings taken, 8,748 were below detection.
- Between January 23, 2019 and midnight on February 5, 2019, one reading of 4 ppb was detected at the NMS.
- There were no detections identified at the WMS, EMS, SMS or the School Monitoring Station.
- NYSDEC's ambient standard for $H_2S$ is 10 ppb for a 1-hour average (6 NYCRR Subpart 257-10).

- At 3:00 p.m. on January 21, the instrument at the SMS lost power due to extremely low temperatures. The final temperature logged prior to the instrument failing was -0.8 degrees F. This resulted in the unit logging approximately 225 less readings than the WMS, NMS and the School Monitoring Station during January 23 and January 24.
- At 8:58 a.m. on January 29, the instrument at the EMS lost power. GHD believes that this occurred due to a shortened battery life resulting from extremely cold temperatures for the prior week. This resulted in the unit logging approximately 1,100 less readings than the WMS, NMS and the School Monitoring Station during the period of January 29, 2019 through February 5, 2019.

The on-site meteorological data at the Site for the weeks of January 23, 2019 through February 5, 2019 is provided in Attachment 1A. Upon analyzing the on-site meteorological data, GHD personnel discovered technical issues with the weather station data logger/recorder during this reporting period. Meteorological data was not recorded during parts of the period of January 23, 2019 through February 5, 2019. The meteorological data was supplemented using meteorological data from the Rochester International Airport weather station and has been provided in Attachment 1B. Data gaps such as these are not uncommon with long term monitoring programs and the use of supplemental data is routine. Should future data gaps occur, this same supplemental data source will be used.

Ambient average concentrations of $H_2S$ typically range from 0.11 to 0.33 ppb (Agency for Toxic Substances and Disease Registry (ATSDR) Toxicological Profile for Hydrogen Sulfide and Carbonyl Sulfide).

Figures 2 and 4 show the monitoring data compared to the NYSDEC ambient standard. The raw data for each monitoring station during the period of January 23, 2019 through February 5, 2019 is provided as Attachment 2 to this report.

### *Summary of Landfill Activities*

Operational activities occurring during the week of monitoring included the following:

- Leachate extraction
- Operations and maintenance
- Transportation, filling, compaction and cover of typical volumes of waste received by rail and truck
- Typical volumes of landfill gas extraction and combustion in flare and engine plants
- Composting
- Construction of replacement sub-Header system around Cells 4 and 5
- Construction of landfill gas dewatering system for Cells 10 and 11
- Construction of Cell 12b
- Initial excavation in Cell 13 area
- Construction related to installation of backup power generator

Further details on the monitoring methods and evaluation of results will be provided in our final report.

We appreciate your assistance in this process. We plan to issue reports every two weeks going forward until the completion of work activities. Please feel free to contact us if you have any questions, if you would like any clarifications, or additional information.

Sincerely,

GHD

Steven D. Wilsey
Principal

Bryan P. Szalda
Engineer

SDW/BPS/cs/32

Encl.

cc: Joe Picciotti (Harris Beach)

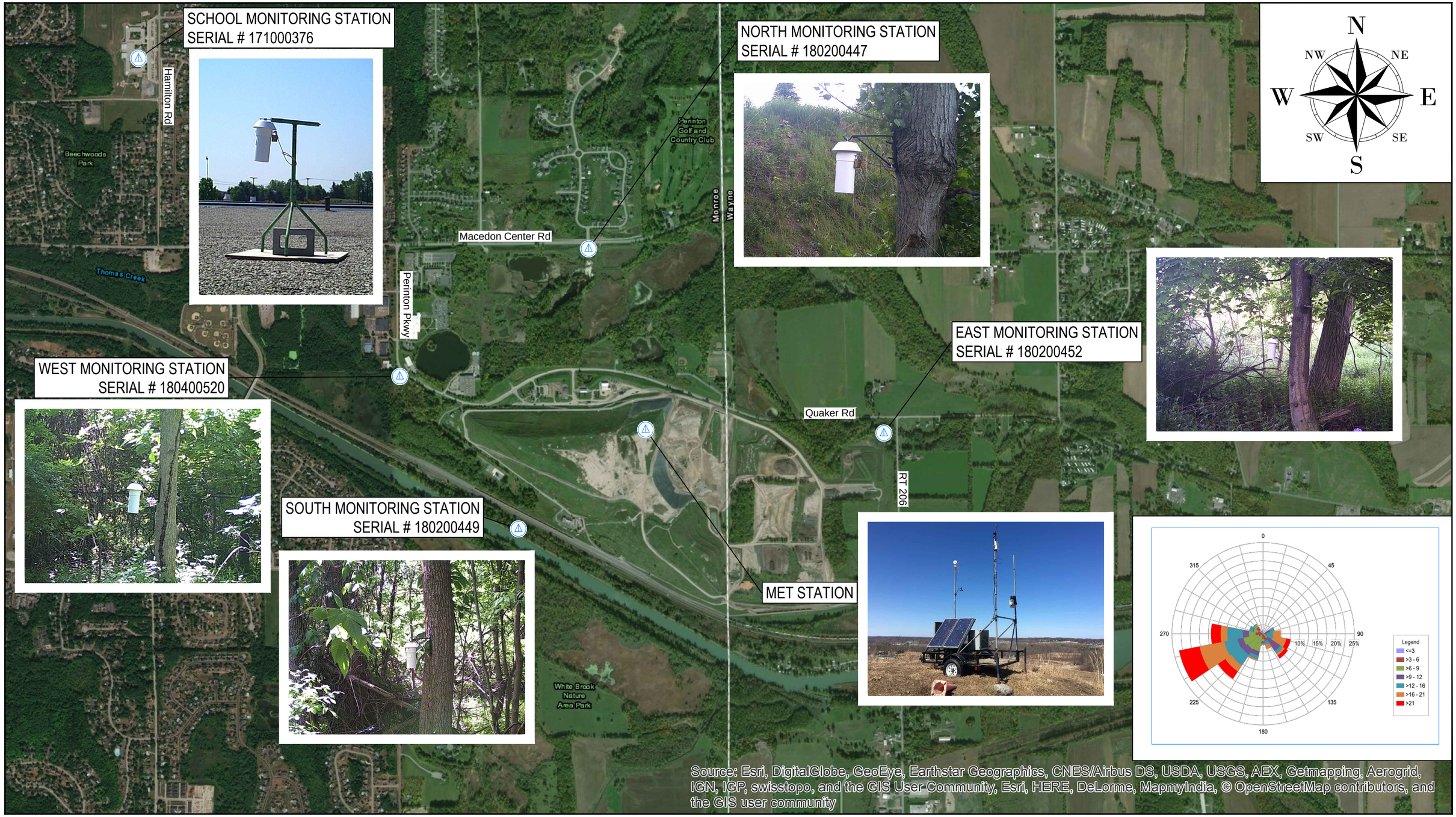


0 1500' 3000'

LEGEND

AMBIENT AIR MONITORING LOCATION

WASTE MANAGEMENT HIGH ACRES LANDFILL
FAIRPORT, NEW YORK
AMBIENT AIR MONITORING

AMBIENT AIR MONITORING LOCATIONS
REPORT WEEK 47

89290-00

Feb 13, 2019

FIGURE 1

CAD File: P:\Drawings\89000s\89290-WM HIGH ACRES\AMBIENT AIR MONITORING\AMBIENT AIR - WEEK 47&48\CADD\Drawings\FIGURES\89290-FIG001.dwg

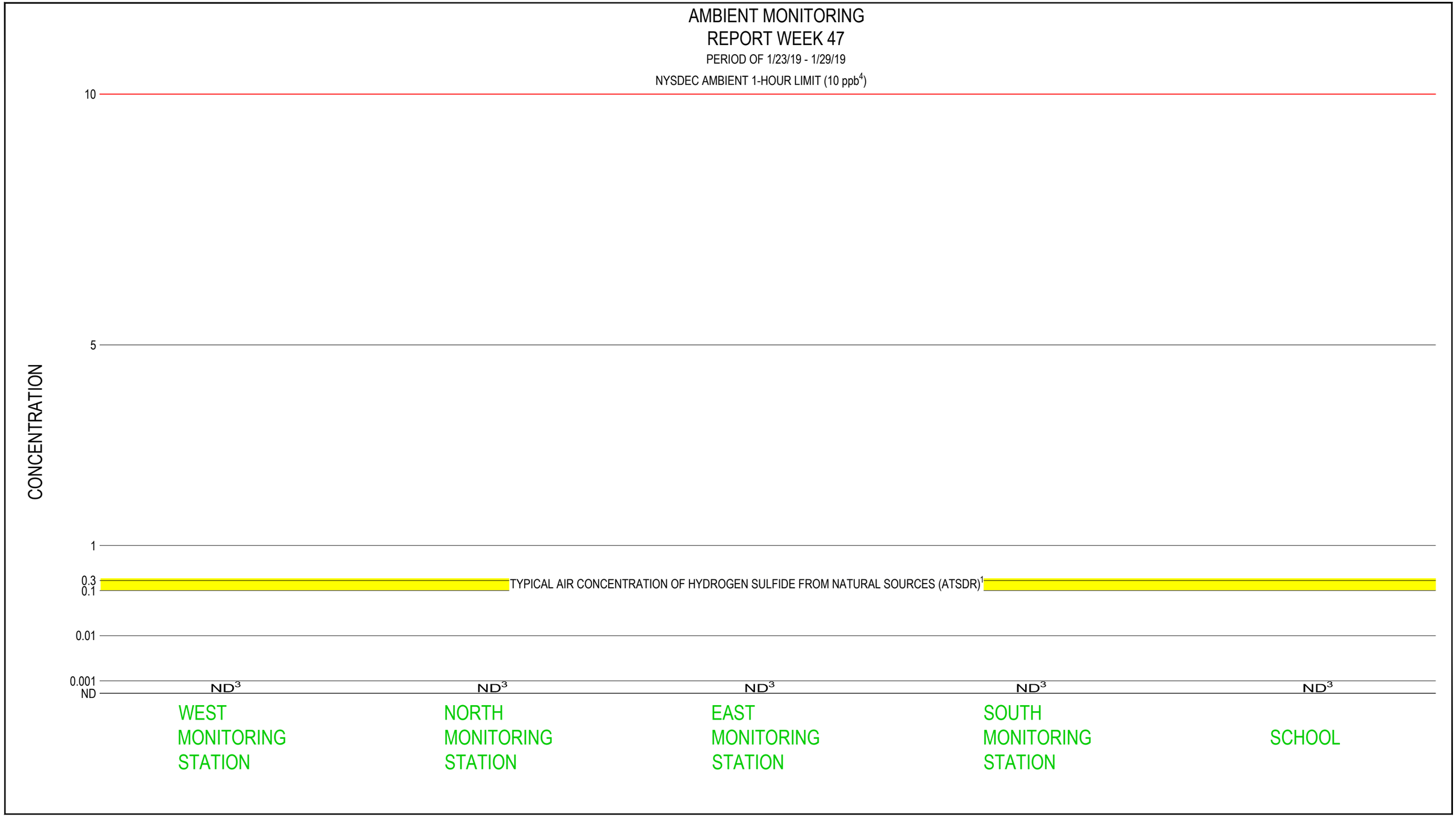


NOTES:

1. AGENCY FOR TOXIC SUBSTANCES AND DISEASE REGISTRY TOXILOGICAL PROFILE FOR HYDROGEN SULFIDE AND CARBONYL SULFIDE
2. DATA IS AN AVERAGE OF ALL 1-HOUR AVERAGES OVER THE REPORTING PERIOD
3. NON DETECT = ND
4. ALL RESULTS ARE IN PARTS PER BILLION

WASTE MANAGEMENT HIGH ACRES LANDFILL
FAIRPORT, NEW YORK
AMBIENT AIR MONITORING

AMBIENT MONITORING
REPORT WEEK 47

89290-00
Feb 13, 2019

FIGURE 2

CAD File: P:\Drawings\89000s\89290-WM HIGH ACRES\AMBIENT AIR MONITORING\AMBIENT AIR - WEEK 47&48\CADD\Drawings\FIGURES\89290-FIG002.dwg

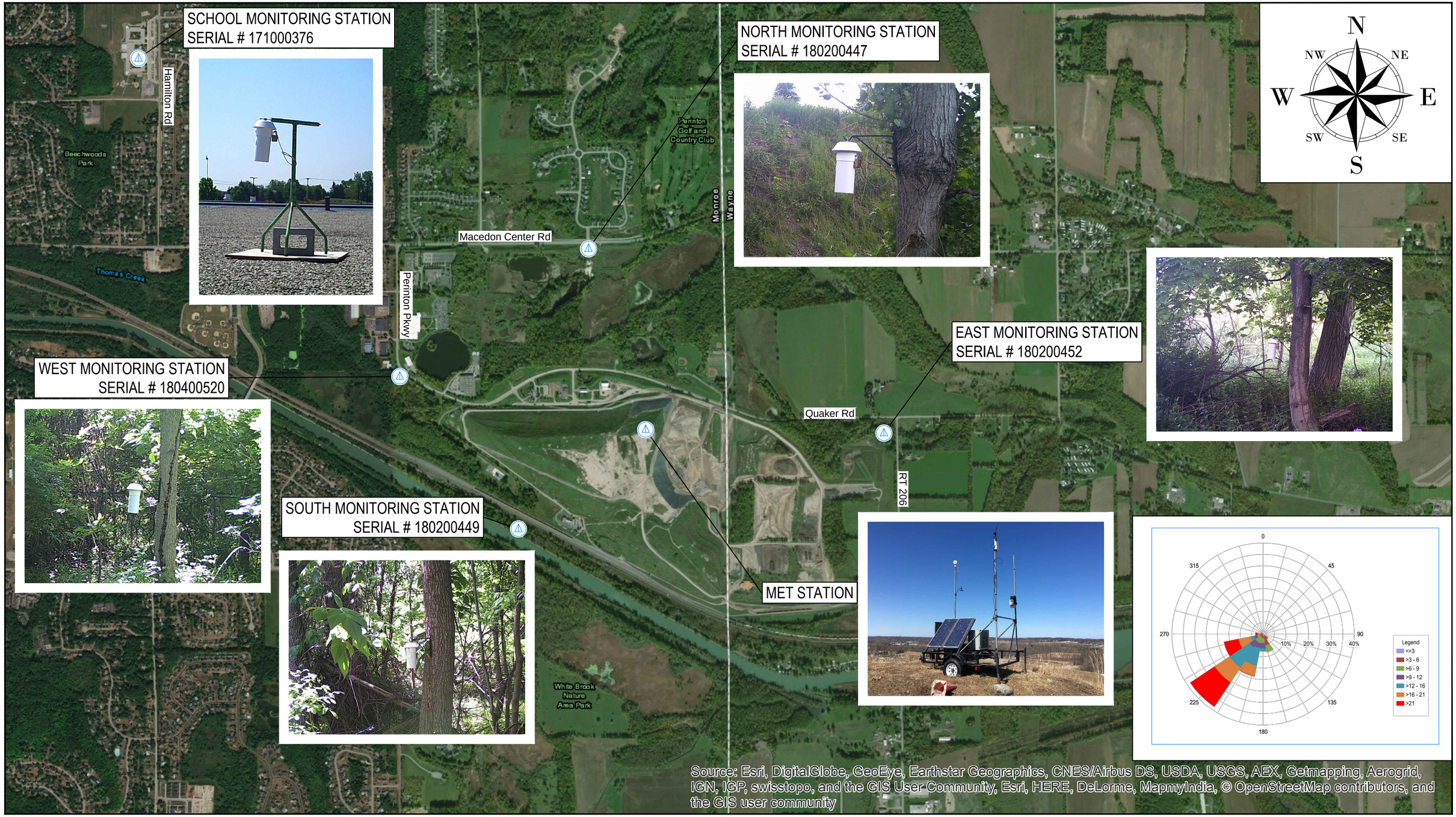


0 1500' 3000'

LEGEND

AMBIENT AIR MONITORING LOCATION

GHD

WASTE MANAGEMENT HIGH ACRES LANDFILL
FAIRPORT, NEW YORK
AMBIENT AIR MONITORING

AMBIENT AIR MONITORING LOCATIONS
REPORT WEEK 48

89290-00
Feb 13, 2019

FIGURE 3

CAD File: P:\Drawings\89000s\89290-WM HIGH ACRES\AMBIENT AIR MONITORING\AMBIENT AIR - WEEK 47&48\CADD\Drawings\FIGURES\89290-FIG003.dwg

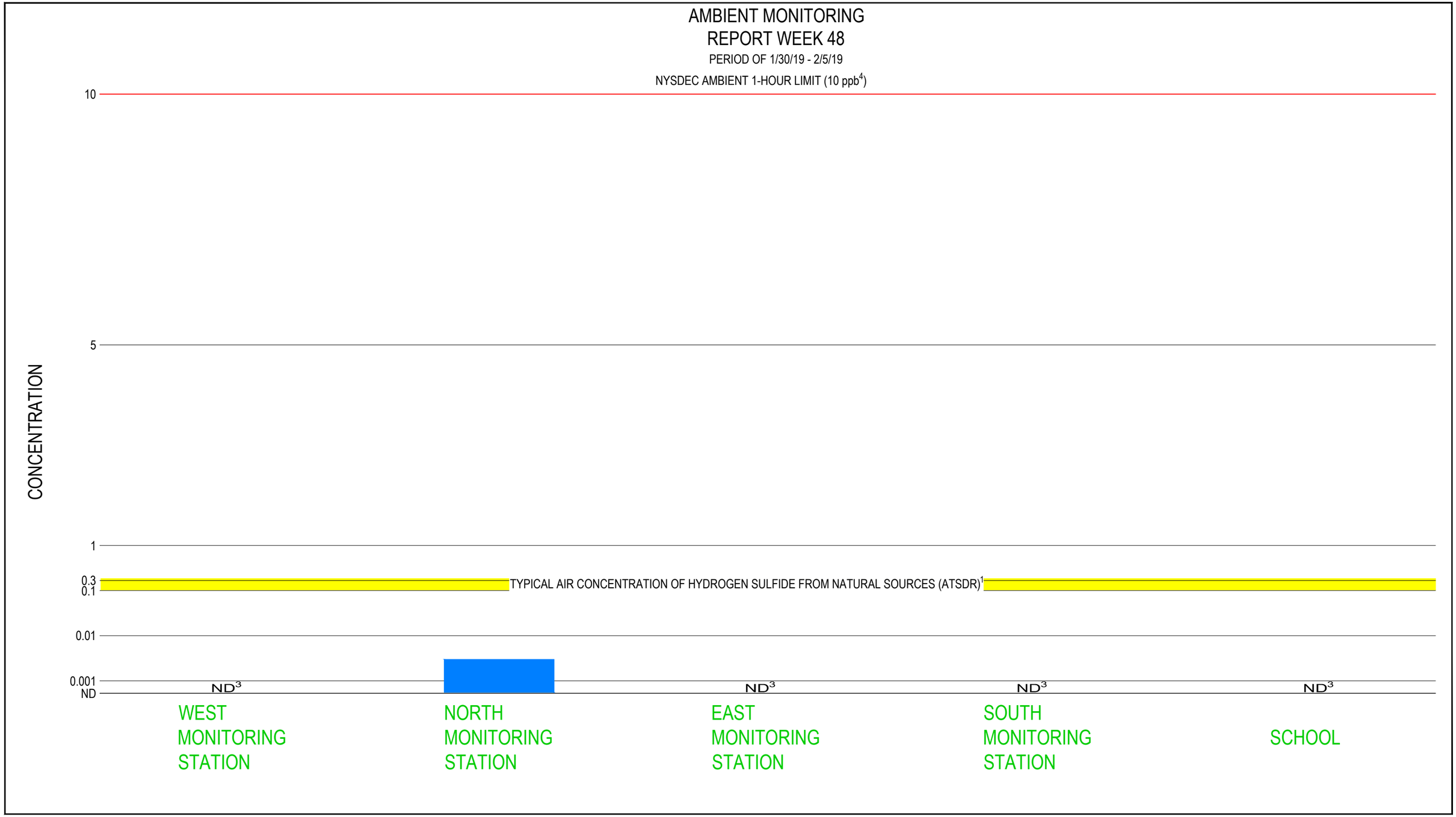


NOTES:

1. AGENCY FOR TOXIC SUBSTANCES AND DISEASE REGISTRY TOXILOGICAL PROFILE FOR HYDROGEN SULFIDE AND CARBONYL SULFIDE
2. DATA IS AN AVERAGE OF ALL 1-HOUR AVERAGES OVER THE REPORTING PERIOD
3. NON DETECT = ND
4. ALL RESULTS ARE IN PARTS PER BILLION

WASTE MANAGEMENT HIGH ACRES LANDFILL
FAIRPORT, NEW YORK
AMBIENT AIR MONITORING

AMBIENT MONITORING
REPORT WEEK 48

89290-00
Feb 13, 2019

FIGURE 4

CAD File: P:\Drawings\89000s\89290-WM HIGH ACRES\AMBIENT AIR MONITORING\AMBIENT AIR - WEEK 47&48\CADD\Drawings\FIGURES\89290-FIG004.dwg

# Attachment 1A
# On-Site Meteorological Data

**Attachment 1A**

**On-Site Meteorological Data**

| Date | Time | Temp Out | Hi Temp | Low Temp | Out Hum | Dew Pt. | Wind Speed | Wind Dir | Wind Run | Hi Speed | Hi Dir | Wind Chill | Heat Index | THW Index | Bar | Rain | Rain Rate | Heat D-D | Cool D-D | In Temp | In Hum | In Dew | In Heat | Wind Samp | Wind Tx | ISS Recept | Arc. Int. |
|---|---|---|---|---|---|---|---|---|---|---|---|---|---|---|---|---|---|---|---|---|---|---|---|---|---|---|---|
| 1/23/2019 | 12:00 AM | --- | --- | --- | --- | --- | 0 | --- | 0 | 0 | --- | --- | --- | --- | 30.291 | 0 | 0 | --- | --- | 67.7 | 16 | 19.8 | 62.4 | 0 | 1 | 0 | 10 |
| 1/23/2019 | 12:10 AM | --- | --- | --- | --- | --- | 0 | --- | 0 | 0 | --- | --- | --- | --- | 30.283 | 0 | 0 | --- | --- | 67.7 | 16 | 19.8 | 62.4 | 0 | 1 | 0 | 10 |
| 1/23/2019 | 12:20 AM | --- | --- | --- | --- | --- | 0 | --- | 0 | 0 | --- | --- | --- | --- | 30.273 | 0 | 0 | --- | --- | 67.4 | 16 | 19.6 | 62 | 0 | 1 | 0 | 10 |
| 1/23/2019 | 12:30 AM | --- | --- | --- | --- | --- | 0 | --- | 0 | 0 | --- | --- | --- | --- | 30.266 | 0 | 0 | --- | --- | 67.4 | 16 | 19.6 | 62 | 0 | 1 | 0 | 10 |
| 1/23/2019 | 12:40 AM | --- | --- | --- | --- | --- | 0 | --- | 0 | 0 | --- | --- | --- | --- | 30.26 | 0 | 0 | --- | --- | 67.2 | 16 | 19.4 | 61.8 | 0 | 1 | 0 | 10 |
| 1/23/2019 | 12:50 AM | --- | --- | --- | --- | --- | 0 | --- | 0 | 0 | --- | --- | --- | --- | 30.254 | 0 | 0 | --- | --- | 67.2 | 16 | 19.4 | 61.8 | 0 | 1 | 0 | 10 |
| 1/23/2019 | 1:00 AM | --- | --- | --- | --- | --- | 0 | --- | 0 | 0 | --- | --- | --- | --- | 30.248 | 0 | 0 | --- | --- | 67.2 | 16 | 19.4 | 61.8 | 0 | 1 | 0 | 10 |
| 1/23/2019 | 1:10 AM | --- | --- | --- | --- | --- | 0 | --- | 0 | 0 | --- | --- | --- | --- | 30.245 | 0 | 0 | --- | --- | 67.2 | 16 | 19.4 | 61.8 | 0 | 1 | 0 | 10 |
| 1/23/2019 | 1:20 AM | --- | --- | --- | --- | --- | 0 | --- | 0 | 0 | --- | --- | --- | --- | 30.241 | 0 | 0 | --- | --- | 67.4 | 16 | 19.6 | 62 | 0 | 1 | 0 | 10 |
| 1/23/2019 | 1:30 AM | --- | --- | --- | --- | --- | 0 | --- | 0 | 0 | --- | --- | --- | --- | 30.243 | 0 | 0 | --- | --- | 67.2 | 16 | 19.4 | 61.8 | 0 | 1 | 0 | 10 |
| 1/23/2019 | 1:40 AM | --- | --- | --- | --- | --- | 0 | --- | 0 | 0 | --- | --- | --- | --- | 30.234 | 0 | 0 | --- | --- | 67.2 | 16 | 19.4 | 61.8 | 0 | 1 | 0 | 10 |
| 1/23/2019 | 1:50 AM | --- | --- | --- | --- | --- | 0 | --- | 0 | 0 | --- | --- | --- | --- | 30.243 | 0 | 0 | --- | --- | 67.1 | 17 | 20.8 | 61.8 | 0 | 1 | 0 | 10 |
| 1/23/2019 | 2:00 AM | 30.1 | 30.1 | 30 | 60 | 17.9 | 6 | ESE | 1 | 8 | ESE | 24 | 29.4 | 23.3 | 30.247 | 0 | 0 | 0.242 | 0 | 66.9 | 17 | 20.6 | 61.6 | 24 | 1 | 10.5 | 10 |
| 1/23/2019 | 2:10 AM | --- | --- | --- | --- | --- | 0 | --- | 0 | 0 | --- | --- | --- | --- | 30.23 | 0 | 0 | --- | --- | 68.2 | 16 | 20.2 | 62.9 | 0 | 1 | 0 | 10 |
| 1/23/2019 | 2:20 AM | --- | --- | --- | --- | --- | 0 | --- | 0 | 0 | --- | --- | --- | --- | 30.229 | 0 | 0 | --- | --- | 67.4 | 16 | 19.6 | 62 | 0 | 1 | 0 | 10 |
| 1/23/2019 | 2:30 AM | --- | --- | --- | --- | --- | 0 | --- | 0 | 0 | --- | --- | --- | --- | 30.222 | 0 | 0 | --- | --- | 67.4 | 16 | 19.6 | 62 | 0 | 1 | 0 | 10 |
| 1/23/2019 | 2:40 AM | --- | --- | --- | --- | --- | 0 | --- | 0 | 0 | --- | --- | --- | --- | 30.223 | 0 | 0 | --- | --- | 67.2 | 17 | 20.9 | 61.9 | 0 | 1 | 0 | 10 |
| 1/23/2019 | 2:50 AM | --- | --- | --- | --- | --- | 0 | --- | 0 | 0 | --- | --- | --- | --- | 30.216 | 0 | 0 | --- | --- | 67.2 | 17 | 20.9 | 61.9 | 0 | 1 | 0 | 10 |
| 1/23/2019 | 3:00 AM | --- | --- | --- | --- | --- | 0 | --- | 0 | 0 | --- | --- | --- | --- | 30.212 | 0 | 0 | --- | --- | 67.2 | 17 | 20.9 | 61.9 | 0 | 1 | 0 | 10 |
| 1/23/2019 | 3:10 AM | --- | --- | --- | --- | --- | 0 | --- | 0 | 0 | --- | --- | --- | --- | 30.21 | 0 | 0 | --- | --- | 67.2 | 17 | 20.9 | 61.9 | 0 | 1 | 0 | 10 |
| 1/23/2019 | 3:20 AM | --- | --- | --- | --- | --- | 0 | --- | 0 | 0 | --- | --- | --- | --- | 30.208 | 0 | 0 | --- | --- | 67.4 | 17 | 21 | 62.1 | 0 | 1 | 0 | 10 |
| 1/23/2019 | 3:30 AM | --- | --- | --- | --- | --- | 0 | --- | 0 | 0 | --- | --- | --- | --- | 30.188 | 0 | 0 | --- | --- | 67.2 | 17 | 20.9 | 61.9 | 0 | 1 | 0 | 10 |
| 1/23/2019 | 3:40 AM | --- | --- | --- | --- | --- | 0 | --- | 0 | 0 | --- | --- | --- | --- | 30.184 | 0 | 0 | --- | --- | 67.4 | 17 | 21 | 62.1 | 0 | 1 | 0 | 10 |
| 1/23/2019 | 3:50 AM | --- | --- | --- | --- | --- | 0 | --- | 0 | 0 | --- | --- | --- | --- | 30.185 | 0 | 0 | --- | --- | 67.4 | 17 | 21 | 62.1 | 0 | 1 | 0 | 10 |
| 1/23/2019 | 4:00 AM | --- | --- | --- | --- | --- | 0 | --- | 0 | 0 | --- | --- | --- | --- | 30.179 | 0 | 0 | --- | --- | 67.4 | 17 | 21 | 62.1 | 0 | 1 | 0 | 10 |
| 1/23/2019 | 4:10 AM | --- | --- | --- | --- | --- | 0 | --- | 0 | 0 | --- | --- | --- | --- | 30.178 | 0 | 0 | --- | --- | 67.6 | 17 | 21.2 | 62.3 | 0 | 1 | 0 | 10 |
| 1/23/2019 | 4:20 AM | --- | --- | --- | --- | --- | 0 | --- | 0 | 0 | --- | --- | --- | --- | 30.172 | 0 | 0 | --- | --- | 67.2 | 17 | 20.9 | 61.9 | 0 | 1 | 0 | 10 |
| 1/23/2019 | 4:30 AM | --- | --- | --- | --- | --- | 0 | --- | 0 | 0 | --- | --- | --- | --- | 30.171 | 0 | 0 | --- | --- | 67.4 | 17 | 21 | 62.1 | 0 | 1 | 0 | 10 |
| 1/23/2019 | 4:40 AM | --- | --- | --- | --- | --- | 0 | --- | 0 | 0 | --- | --- | --- | --- | 30.172 | 0 | 0 | --- | --- | 67.4 | 17 | 21 | 62.1 | 0 | 1 | 0 | 10 |
| 1/23/2019 | 4:50 AM | --- | --- | --- | --- | --- | 0 | --- | 0 | 0 | --- | --- | --- | --- | 30.174 | 0 | 0 | --- | --- | 67.4 | 17 | 21 | 62.1 | 0 | 1 | 0 | 10 |
| 1/23/2019 | 5:00 AM | --- | --- | --- | --- | --- | 0 | --- | 0 | 0 | --- | --- | --- | --- | 30.174 | 0 | 0 | --- | --- | 67.6 | 17 | 21.2 | 62.3 | 0 | 1 | 0 | 10 |
| 1/23/2019 | 5:10 AM | --- | --- | --- | --- | --- | 0 | --- | 0 | 0 | --- | --- | --- | --- | 30.165 | 0 | 0 | --- | --- | 67.4 | 17 | 21 | 62.1 | 0 | 1 | 0 | 10 |
| 1/23/2019 | 5:20 AM | --- | --- | --- | --- | --- | 0 | --- | 0 | 0 | --- | --- | --- | --- | 30.158 | 0 | 0 | --- | --- | 67.6 | 17 | 21.2 | 62.3 | 0 | 1 | 0 | 10 |
| 1/23/2019 | 5:30 AM | --- | --- | --- | --- | --- | 0 | --- | 0 | 0 | --- | --- | --- | --- | 30.156 | 0 | 0 | --- | --- | 67.4 | 17 | 21 | 62.1 | 0 | 1 | 0 | 10 |
| 1/23/2019 | 5:40 AM | --- | --- | --- | --- | --- | 0 | --- | 0 | 0 | --- | --- | --- | --- | 30.159 | 0 | 0 | --- | --- | 67.6 | 17 | 21.2 | 62.3 | 0 | 1 | 0 | 10 |
| 1/23/2019 | 5:50 AM | --- | --- | --- | --- | --- | 0 | --- | 0 | 0 | --- | --- | --- | --- | 30.155 | 0 | 0 | --- | --- | 67.4 | 17 | 21 | 62.1 | 0 | 1 | 0 | 10 |
| 1/23/2019 | 6:00 AM | --- | --- | --- | --- | --- | 0 | --- | 0 | 0 | --- | --- | --- | --- | 30.151 | 0 | 0 | --- | --- | 67.7 | 17 | 21.3 | 62.5 | 0 | 1 | 0 | 10 |
| 1/23/2019 | 6:10 AM | --- | --- | --- | --- | --- | 0 | --- | 0 | 0 | --- | --- | --- | --- | 30.143 | 0 | 0 | --- | --- | 67.9 | 17 | 21.4 | 62.7 | 0 | 1 | 0 | 10 |
| 1/23/2019 | 6:20 AM | --- | --- | --- | --- | --- | 0 | --- | 0 | 0 | --- | --- | --- | --- | 30.138 | 0 | 0 | --- | --- | 67.9 | 17 | 21.4 | 62.7 | 0 | 1 | 0 | 10 |
| 1/23/2019 | 6:30 AM | --- | --- | --- | --- | --- | 0 | --- | 0 | 0 | --- | --- | --- | --- | 30.138 | 0 | 0 | --- | --- | 67.9 | 17 | 21.4 | 62.7 | 0 | 1 | 0 | 10 |
| 1/23/2019 | 6:40 AM | --- | --- | --- | --- | --- | 0 | --- | 0 | 0 | --- | --- | --- | --- | 30.139 | 0 | 0 | --- | --- | 68.1 | 17 | 21.6 | 62.9 | 0 | 1 | 0 | 10 |
| 1/23/2019 | 6:50 AM | --- | --- | --- | --- | --- | 0 | --- | 0 | 0 | --- | --- | --- | --- | 30.132 | 0 | 0 | --- | --- | 68.1 | 17 | 21.6 | 62.9 | 0 | 1 | 0 | 10 |
| 1/23/2019 | 7:00 AM | --- | --- | --- | --- | --- | 0 | --- | 0 | 0 | --- | --- | --- | --- | 30.128 | 0 | 0 | --- | --- | 68.4 | 17 | 21.8 | 63.3 | 0 | 1 | 0 | 10 |
| 1/23/2019 | 7:10 AM | --- | --- | --- | --- | --- | 0 | --- | 0 | 0 | --- | --- | --- | --- | 30.129 | 0 | 0 | --- | --- | 68.2 | 17 | 21.7 | 63 | 0 | 1 | 0 | 10 |
| 1/23/2019 | 7:20 AM | --- | --- | --- | --- | --- | 0 | --- | 0 | 0 | --- | --- | --- | --- | 30.126 | 0 | 0 | --- | --- | 68.2 | 17 | 21.7 | 63 | 0 | 1 | 0 | 10 |
| 1/23/2019 | 7:30 AM | --- | --- | --- | --- | --- | 0 | --- | 0 | 0 | --- | --- | --- | --- | 30.124 | 0 | 0 | --- | --- | 68.2 | 17 | 21.7 | 63 | 0 | 1 | 0 | 10 |
| 1/23/2019 | 7:40 AM | --- | --- | --- | --- | --- | 0 | --- | 0 | 0 | --- | --- | --- | --- | 30.123 | 0 | 0 | --- | --- | 68.2 | 17 | 21.7 | 63 | 0 | 1 | 0 | 10 |
| 1/23/2019 | 7:50 AM | --- | --- | --- | --- | --- | 0 | --- | 0 | 0 | --- | --- | --- | --- | 30.112 | 0 | 0 | --- | --- | 68.8 | 18 | 23.5 | 63.9 | 0 | 1 | 0 | 10 |
| 1/23/2019 | 8:00 AM | --- | --- | --- | --- | --- | 0 | --- | 0 | 0 | --- | --- | --- | --- | 30.101 | 0 | 0 | --- | --- | 68.8 | 18 | 23.5 | 63.9 | 0 | 1 | 0 | 10 |
| 1/23/2019 | 8:10 AM | --- | --- | --- | --- | --- | 0 | --- | 0 | 0 | --- | --- | --- | --- | 30.097 | 0 | 0 | --- | --- | 69.1 | 18 | 23.8 | 64.2 | 0 | 1 | 0 | 10 |
| 1/23/2019 | 8:20 AM | --- | --- | --- | --- | --- | 0 | --- | 0 | 0 | --- | --- | --- | --- | 30.091 | 0 | 0 | --- | --- | 68.9 | 18 | 23.6 | 64 | 0 | 1 | 0 | 10 |
| 1/23/2019 | 8:30 AM | --- | --- | --- | --- | --- | 0 | --- | 0 | 0 | --- | --- | --- | --- | 30.091 | 0 | 0 | --- | --- | 68.9 | 18 | 23.6 | 64 | 0 | 1 | 0 | 10 |
| 1/23/2019 | 8:40 AM | --- | --- | --- | --- | --- | 0 | --- | 0 | 0 | --- | --- | --- | --- | 30.081 | 0 | 0 | --- | --- | 68.8 | 18 | 23.5 | 63.9 | 0 | 1 | 0 | 10 |
| 1/23/2019 | 8:50 AM | --- | --- | --- | --- | --- | 0 | --- | 0 | 0 | --- | --- | --- | --- | 30.071 | 0 | 0 | --- | --- | 68.9 | 18 | 23.6 | 64 | 0 | 1 | 0 | 10 |
| 1/23/2019 | 9:00 AM | --- | --- | --- | --- | --- | 0 | --- | 0 | 0 | --- | --- | --- | --- | 30.066 | 0 | 0 | --- | --- | 69.1 | 17 | 22.4 | 64.1 | 0 | 1 | 0 | 10 |
| 1/23/2019 | 9:10 AM | --- | --- | --- | --- | --- | 0 | --- | 0 | 0 | --- | --- | --- | --- | 30.064 | 0 | 0 | --- | --- | 68.9 | 18 | 23.6 | 64 | 0 | 1 | 0 | 10 |
| 1/23/2019 | 9:20 AM | --- | --- | --- | --- | --- | 0 | --- | 0 | 0 | --- | --- | --- | --- | 30.063 | 0 | 0 | --- | --- | 69.1 | 18 | 23.8 | 64.2 | 0 | 1 | 0 | 10 |
| 1/23/2019 | 9:30 AM | --- | --- | --- | --- | --- | 0 | --- | 0 | 0 | --- | --- | --- | --- | 30.053 | 0 | 0 | --- | --- | 69.1 | 18 | 23.8 | 64.2 | 0 | 1 | 0 | 10 |
| 1/23/2019 | 9:40 AM | --- | --- | --- | --- | --- | 0 | --- | 0 | 0 | --- | --- | --- | --- | 30.052 | 0 | 0 | --- | --- | 69.3 | 18 | 23.9 | 64.5 | 0 | 1 | 0 | 10 |
| 1/23/2019 | 9:50 AM | --- | --- | --- | --- | --- | 0 | --- | 0 | 0 | --- | --- | --- | --- | 30.046 | 0 | 0 | --- | --- | 69.6 | 17 | 22.8 | 64.7 | 0 | 1 | 0 | 10 |
| 1/23/2019 | 10:00 AM | --- | --- | --- | --- | --- | 0 | --- | 0 | 0 | --- | --- | --- | --- | 30.039 | 0 | 0 | --- | --- | 69.4 | 18 | 24 | 64.6 | 0 | 1 | 0 | 10 |
| 1/23/2019 | 10:10 AM | --- | --- | --- | --- | --- | 0 | --- | 0 | 0 | --- | --- | --- | --- | 30.033 | 0 | 0 | --- | --- | 69.8 | 18 | 24.3 | 65.1 | 0 | 1 | 0 | 10 |

On-Site Meteorological Data

| Date | Time | Temp Out | Hi Temp | Low Temp | Out Hum | Dew Pt. | Wind Speed | Wind Dir | Wind Run | Hi Speed | Hi Dir | Wind Chill | Heat Index | THW Index | Bar | Rain | Rain Rate | Heat D-D | Cool D-D | In Temp | In Hum | In Dew | In Heat | Wind Samp | Wind Tx | ISS Recept | Arc. Int. |
|---|---|---|---|---|---|---|---|---|---|---|---|---|---|---|---|---|---|---|---|---|---|---|---|---|---|---|---|
| 1/23/2019 | 10:20 AM | --- | --- | --- | --- | --- | 0 | --- | 0 | 0 | --- | --- | --- | --- | 30.029 | 0 | 0 | --- | --- | 69.6 | 18 | 24.2 | 64.8 | 0 | 1 | 0 | 10 |
| 1/23/2019 | 10:30 AM | --- | --- | --- | --- | --- | 0 | --- | 0 | 0 | --- | --- | --- | --- | 30.025 | 0 | 0 | --- | --- | 69.6 | 18 | 24.2 | 64.8 | 0 | 1 | 0 | 10 |
| 1/23/2019 | 10:40 AM | --- | --- | --- | --- | --- | 0 | --- | 0 | 0 | --- | --- | --- | --- | 30.03 | 0 | 0 | --- | --- | 69.6 | 18 | 24.2 | 64.8 | 0 | 1 | 0 | 10 |
| 1/23/2019 | 10:50 AM | --- | --- | --- | --- | --- | 0 | --- | 0 | 0 | --- | --- | --- | --- | 30.027 | 0 | 0 | --- | --- | 69.4 | 18 | 24 | 64.6 | 0 | 1 | 0 | 10 |
| 1/23/2019 | 11:00 AM | --- | --- | --- | --- | --- | 0 | --- | 0 | 0 | --- | --- | --- | --- | 30.027 | 0 | 0 | --- | --- | 69.4 | 18 | 24 | 64.6 | 0 | 1 | 0 | 10 |
| 1/23/2019 | 11:10 AM | --- | --- | --- | --- | --- | 0 | --- | 0 | 0 | --- | --- | --- | --- | 30.012 | 0 | 0 | --- | --- | 69.3 | 18 | 23.9 | 64.5 | 0 | 1 | 0 | 10 |
| 1/23/2019 | 11:20 AM | --- | --- | --- | --- | --- | 0 | --- | 0 | 0 | --- | --- | --- | --- | 30.005 | 0 | 0 | --- | --- | 69.3 | 18 | 23.9 | 64.5 | 0 | 1 | 0 | 10 |
| 1/23/2019 | 11:30 AM | --- | --- | --- | --- | --- | 0 | --- | 0 | 0 | --- | --- | --- | --- | 29.999 | 0 | 0 | --- | --- | 69.3 | 18 | 23.9 | 64.5 | 0 | 1 | 0 | 10 |
| 1/23/2019 | 11:40 AM | --- | --- | --- | --- | --- | 0 | --- | 0 | 0 | --- | --- | --- | --- | 29.995 | 0 | 0 | --- | --- | 69.4 | 19 | 25.3 | 64.7 | 0 | 1 | 0 | 10 |
| 1/23/2019 | 11:50 AM | --- | --- | --- | --- | --- | 0 | --- | 0 | 0 | --- | --- | --- | --- | 29.99 | 0 | 0 | --- | --- | 69.6 | 19 | 25.5 | 64.9 | 0 | 1 | 0 | 10 |
| 1/23/2019 | 12:00 PM | --- | --- | --- | --- | --- | 0 | --- | 0 | 0 | --- | --- | --- | --- | 29.982 | 0 | 0 | --- | --- | 69.4 | 19 | 25.3 | 64.7 | 0 | 1 | 0 | 10 |
| 1/23/2019 | 12:10 PM | --- | --- | --- | --- | --- | 0 | --- | 0 | 0 | --- | --- | --- | --- | 29.97 | 0 | 0 | --- | --- | 69.4 | 19 | 25.3 | 64.7 | 0 | 1 | 0 | 10 |
| 1/23/2019 | 12:20 PM | --- | --- | --- | --- | --- | 0 | --- | 0 | 0 | --- | --- | --- | --- | 29.963 | 0 | 0 | --- | --- | 69.4 | 19 | 25.3 | 64.7 | 0 | 1 | 0 | 10 |
| 1/23/2019 | 12:30 PM | --- | --- | --- | --- | --- | 0 | --- | 0 | 0 | --- | --- | --- | --- | 29.95 | 0 | 0 | --- | --- | 69.4 | 19 | 25.3 | 64.7 | 0 | 1 | 0 | 10 |
| 1/23/2019 | 12:40 PM | --- | --- | --- | --- | --- | 0 | --- | 0 | 0 | --- | --- | --- | --- | 29.944 | 0 | 0 | --- | --- | 70 | 19 | 25.8 | 65.4 | 0 | 1 | 0 | 10 |
| 1/23/2019 | 12:50 PM | --- | --- | --- | --- | --- | 0 | --- | 0 | 0 | --- | --- | --- | --- | 29.932 | 0 | 0 | --- | --- | 70 | 19 | 25.8 | 65.4 | 0 | 1 | 0 | 10 |
| 1/23/2019 | 1:00 PM | --- | --- | --- | --- | --- | 0 | --- | 0 | 0 | --- | --- | --- | --- | 29.919 | 0 | 0 | --- | --- | 70.5 | 19 | 26.2 | 66.1 | 0 | 1 | 0 | 10 |
| 1/23/2019 | 1:10 PM | --- | --- | --- | --- | --- | 0 | --- | 0 | 0 | --- | --- | --- | --- | 29.91 | 0 | 0 | --- | --- | 70.8 | 19 | 26.5 | 66.5 | 0 | 1 | 0 | 10 |
| 1/23/2019 | 1:20 PM | --- | --- | --- | --- | --- | 0 | --- | 0 | 0 | --- | --- | --- | --- | 29.904 | 0 | 0 | --- | --- | 71.2 | 19 | 26.8 | 67 | 0 | 1 | 0 | 10 |
| 1/23/2019 | 1:30 PM | --- | --- | --- | --- | --- | 0 | --- | 0 | 0 | --- | --- | --- | --- | 29.896 | 0 | 0 | --- | --- | 71.7 | 19 | 27.2 | 67.6 | 0 | 1 | 0 | 10 |
| 1/23/2019 | 1:40 PM | --- | --- | --- | --- | --- | 0 | --- | 0 | 0 | --- | --- | --- | --- | 29.884 | 0 | 0 | --- | --- | 71.5 | 19 | 27 | 67.4 | 0 | 1 | 0 | 10 |
| 1/23/2019 | 1:50 PM | --- | --- | --- | --- | --- | 0 | --- | 0 | 0 | --- | --- | --- | --- | 29.875 | 0 | 0 | --- | --- | 71.3 | 19 | 26.9 | 67.1 | 0 | 1 | 0 | 10 |
| 1/23/2019 | 2:00 PM | --- | --- | --- | --- | --- | 0 | --- | 0 | 0 | --- | --- | --- | --- | 29.866 | 0 | 0 | --- | --- | 71 | 19 | 26.6 | 66.7 | 0 | 1 | 0 | 10 |
| 1/23/2019 | 2:10 PM | --- | --- | --- | --- | --- | 0 | --- | 0 | 0 | --- | --- | --- | --- | 29.861 | 0 | 0 | --- | --- | 71.2 | 19 | 26.8 | 67 | 0 | 1 | 0 | 10 |
| 1/23/2019 | 2:20 PM | --- | --- | --- | --- | --- | 0 | --- | 0 | 0 | --- | --- | --- | --- | 29.85 | 0 | 0 | --- | --- | 71.2 | 20 | 28 | 67.1 | 0 | 1 | 0 | 10 |
| 1/23/2019 | 2:30 PM | --- | --- | --- | --- | --- | 0 | --- | 0 | 0 | --- | --- | --- | --- | 29.837 | 0 | 0 | --- | --- | 71 | 20 | 27.9 | 66.8 | 0 | 1 | 0 | 10 |
| 1/23/2019 | 2:40 PM | --- | --- | --- | --- | --- | 0 | --- | 0 | 0 | --- | --- | --- | --- | 29.832 | 0 | 0 | --- | --- | 71 | 19 | 26.6 | 66.7 | 0 | 1 | 0 | 10 |
| 1/23/2019 | 2:50 PM | --- | --- | --- | --- | --- | 0 | --- | 0 | 0 | --- | --- | --- | --- | 29.827 | 0 | 0 | --- | --- | 70.6 | 20 | 27.5 | 66.3 | 0 | 1 | 0 | 10 |
| 1/23/2019 | 3:00 PM | --- | --- | --- | --- | --- | 0 | --- | 0 | 0 | --- | --- | --- | --- | 29.822 | 0 | 0 | --- | --- | 70.5 | 20 | 27.5 | 66.2 | 0 | 1 | 0 | 10 |
| 1/23/2019 | 3:10 PM | --- | --- | --- | --- | --- | 0 | --- | 0 | 0 | --- | --- | --- | --- | 29.821 | 0 | 0 | --- | --- | 70.3 | 20 | 27.3 | 65.9 | 0 | 1 | 0 | 10 |
| 1/23/2019 | 3:20 PM | --- | --- | --- | --- | --- | 0 | --- | 0 | 0 | --- | --- | --- | --- | 29.822 | 0 | 0 | --- | --- | 70.3 | 20 | 27.3 | 65.9 | 0 | 1 | 0 | 10 |
| 1/23/2019 | 3:30 PM | --- | --- | --- | --- | --- | 0 | --- | 0 | 0 | --- | --- | --- | --- | 29.824 | 0 | 0 | --- | --- | 70.5 | 20 | 27.5 | 66.2 | 0 | 1 | 0 | 10 |
| 1/23/2019 | 3:40 PM | --- | --- | --- | --- | --- | 0 | --- | 0 | 0 | --- | --- | --- | --- | 29.817 | 0 | 0 | --- | --- | 70.1 | 20 | 27.1 | 65.6 | 0 | 1 | 0 | 10 |
| 1/23/2019 | 3:50 PM | --- | --- | --- | --- | --- | 0 | --- | 0 | 0 | --- | --- | --- | --- | 29.814 | 0 | 0 | --- | --- | 70.1 | 20 | 27.1 | 65.6 | 0 | 1 | 0 | 10 |
| 1/23/2019 | 4:00 PM | --- | --- | --- | --- | --- | 0 | --- | 0 | 0 | --- | --- | --- | --- | 29.812 | 0 | 0 | --- | --- | 70 | 20 | 27 | 65.5 | 0 | 1 | 0 | 10 |
| 1/23/2019 | 4:10 PM | --- | --- | --- | --- | --- | 0 | --- | 0 | 0 | --- | --- | --- | --- | 29.808 | 0 | 0 | --- | --- | 69.8 | 21 | 28.1 | 65.3 | 0 | 1 | 0 | 10 |
| 1/23/2019 | 4:20 PM | --- | --- | --- | --- | --- | 0 | --- | 0 | 0 | --- | --- | --- | --- | 29.8 | 0 | 0 | --- | --- | 69.8 | 21 | 28.1 | 65.3 | 0 | 1 | 0 | 10 |
| 1/23/2019 | 4:30 PM | --- | --- | --- | --- | --- | 0 | --- | 0 | 0 | --- | --- | --- | --- | 29.792 | 0 | 0 | --- | --- | 69.4 | 21 | 27.7 | 64.9 | 0 | 1 | 0 | 10 |
| 1/23/2019 | 4:40 PM | --- | --- | --- | --- | --- | 0 | --- | 0 | 0 | --- | --- | --- | --- | 29.798 | 0 | 0 | --- | --- | 69.4 | 21 | 27.7 | 64.9 | 0 | 1 | 0 | 10 |
| 1/23/2019 | 4:50 PM | --- | --- | --- | --- | --- | 0 | --- | 0 | 0 | --- | --- | --- | --- | 29.794 | 0 | 0 | --- | --- | 69.1 | 21 | 27.5 | 64.5 | 0 | 1 | 0 | 10 |
| 1/23/2019 | 5:00 PM | --- | --- | --- | --- | --- | 0 | --- | 0 | 0 | --- | --- | --- | --- | 29.788 | 0 | 0 | --- | --- | 69.3 | 21 | 27.7 | 64.8 | 0 | 1 | 0 | 10 |
| 1/23/2019 | 5:10 PM | --- | --- | --- | --- | --- | 0 | --- | 0 | 0 | --- | --- | --- | --- | 29.783 | 0 | 0 | --- | --- | 69.1 | 21 | 27.5 | 64.5 | 0 | 1 | 0 | 10 |
| 1/23/2019 | 5:20 PM | --- | --- | --- | --- | --- | 0 | --- | 0 | 0 | --- | --- | --- | --- | 29.778 | 0 | 0 | --- | --- | 69.3 | 21 | 27.7 | 64.8 | 0 | 1 | 0 | 10 |
| 1/23/2019 | 5:30 PM | --- | --- | --- | --- | --- | 0 | --- | 0 | 0 | --- | --- | --- | --- | 29.775 | 0 | 0 | --- | --- | 69.4 | 21 | 27.7 | 64.9 | 0 | 1 | 0 | 10 |
| 1/23/2019 | 5:40 PM | --- | --- | --- | --- | --- | 0 | --- | 0 | 0 | --- | --- | --- | --- | 29.773 | 0 | 0 | --- | --- | 69.1 | 22 | 28.6 | 64.6 | 0 | 1 | 0 | 10 |
| 1/23/2019 | 5:50 PM | --- | --- | --- | --- | --- | 0 | --- | 0 | 0 | --- | --- | --- | --- | 29.777 | 0 | 0 | --- | --- | 69.3 | 22 | 28.8 | 64.8 | 0 | 1 | 0 | 10 |
| 1/23/2019 | 6:00 PM | --- | --- | --- | --- | --- | 0 | --- | 0 | 0 | --- | --- | --- | --- | 29.77 | 0 | 0 | --- | --- | 69.1 | 22 | 28.6 | 64.6 | 0 | 1 | 0 | 10 |
| 1/23/2019 | 6:10 PM | --- | --- | --- | --- | --- | 0 | --- | 0 | 0 | --- | --- | --- | --- | 29.758 | 0 | 0 | --- | --- | 69.1 | 22 | 28.6 | 64.6 | 0 | 1 | 0 | 10 |
| 1/23/2019 | 6:20 PM | --- | --- | --- | --- | --- | 0 | --- | 0 | 0 | --- | --- | --- | --- | 29.759 | 0 | 0 | --- | --- | 69.4 | 21 | 27.7 | 64.9 | 0 | 1 | 0 | 10 |
| 1/23/2019 | 6:30 PM | --- | --- | --- | --- | --- | 0 | --- | 0 | 0 | --- | --- | --- | --- | 29.758 | 0 | 0 | --- | --- | 69.1 | 22 | 28.6 | 64.6 | 0 | 1 | 0 | 10 |
| 1/23/2019 | 6:40 PM | --- | --- | --- | --- | --- | 0 | --- | 0 | 0 | --- | --- | --- | --- | 29.761 | 0 | 0 | --- | --- | 69.1 | 22 | 28.6 | 64.6 | 0 | 1 | 0 | 10 |
| 1/23/2019 | 6:50 PM | --- | --- | --- | --- | --- | 0 | --- | 0 | 0 | --- | --- | --- | --- | 29.761 | 0 | 0 | --- | --- | 68.9 | 22 | 28.5 | 64.4 | 0 | 1 | 0 | 10 |
| 1/23/2019 | 7:00 PM | --- | --- | --- | --- | --- | 0 | --- | 0 | 0 | --- | --- | --- | --- | 29.754 | 0 | 0 | --- | --- | 69.1 | 22 | 28.6 | 64.6 | 0 | 1 | 0 | 10 |
| 1/23/2019 | 7:10 PM | --- | --- | --- | --- | --- | 0 | --- | 0 | 0 | --- | --- | --- | --- | 29.744 | 0 | 0 | --- | --- | 69.1 | 22 | 28.6 | 64.6 | 0 | 1 | 0 | 10 |
| 1/23/2019 | 7:20 PM | --- | --- | --- | --- | --- | 0 | --- | 0 | 0 | --- | --- | --- | --- | 29.744 | 0 | 0 | --- | --- | 69.3 | 22 | 28.8 | 64.8 | 0 | 1 | 0 | 10 |
| 1/23/2019 | 7:30 PM | --- | --- | --- | --- | --- | 0 | --- | 0 | 0 | --- | --- | --- | --- | 29.747 | 0 | 0 | --- | --- | 69.1 | 22 | 28.6 | 64.6 | 0 | 1 | 0 | 10 |
| 1/23/2019 | 7:40 PM | --- | --- | --- | --- | --- | 0 | --- | 0 | 0 | --- | --- | --- | --- | 29.742 | 0 | 0 | --- | --- | 68.9 | 22 | 28.5 | 64.4 | 0 | 1 | 0 | 10 |
| 1/23/2019 | 7:50 PM | --- | --- | --- | --- | --- | 0 | --- | 0 | 0 | --- | --- | --- | --- | 29.744 | 0 | 0 | --- | --- | 69.3 | 22 | 28.8 | 64.8 | 0 | 1 | 0 | 10 |
| 1/23/2019 | 8:00 PM | --- | --- | --- | --- | --- | 0 | --- | 0 | 0 | --- | --- | --- | --- | 29.737 | 0 | 0 | --- | --- | 69.3 | 22 | 28.8 | 64.8 | 0 | 1 | 0 | 10 |
| 1/23/2019 | 8:10 PM | --- | --- | --- | --- | --- | 0 | --- | 0 | 0 | --- | --- | --- | --- | 29.741 | 0 | 0 | --- | --- | 69.1 | 22 | 28.6 | 64.6 | 0 | 1 | 0 | 10 |
| 1/23/2019 | 8:20 PM | --- | --- | --- | --- | --- | 0 | --- | 0 | 0 | --- | --- | --- | --- | 29.734 | 0 | 0 | --- | --- | 69.4 | 22 | 28.9 | 65 | 0 | 1 | 0 | 10 |
| 1/23/2019 | 8:30 PM | --- | --- | --- | --- | --- | 0 | --- | 0 | 0 | --- | --- | --- | --- | 29.738 | 0 | 0 | --- | --- | 69.4 | 23 | 30 | 65.1 | 0 | 1 | 0 | 10 |

## On-Site Meteorological Data

| Date | Time | Temp Out | Hi Temp | Low Temp | Out Hum | Dew Pt. | Wind Speed | Wind Dir | Wind Run | Hi Speed | Hi Dir | Wind Chill | Heat Index | THW Index | Bar | Rain | Rain Rate | Heat D-D | Cool D-D | In Temp | In Hum | In Dew | In Heat | Wind Samp | Wind Tx | ISS Recept | Arc. Int. |
|---|---|---|---|---|---|---|---|---|---|---|---|---|---|---|---|---|---|---|---|---|---|---|---|---|---|---|---|
| 1/23/2019 | 8:40 PM | --- | --- | --- | --- | --- | 0 | --- | 0 | 0 | --- | --- | --- | --- | 29.73 | 0 | 0 | --- | --- | 69.8 | 23 | 30.3 | 65.5 | 0 | 1 | 0 | 10 |
| 1/23/2019 | 8:50 PM | --- | --- | --- | --- | --- | 0 | --- | 0 | 0 | --- | --- | --- | --- | 29.721 | 0 | 0 | --- | --- | 70 | 23 | 30.5 | 65.7 | 0 | 1 | 0 | 10 |
| 1/23/2019 | 9:00 PM | --- | --- | --- | --- | --- | 0 | --- | 0 | 0 | --- | --- | --- | --- | 29.726 | 0 | 0 | --- | --- | 70 | 22 | 29.4 | 65.7 | 0 | 1 | 0 | 10 |
| 1/23/2019 | 9:10 PM | --- | --- | --- | --- | --- | 0 | --- | 0 | 0 | --- | --- | --- | --- | 29.723 | 0 | 0 | --- | --- | 70.1 | 22 | 29.5 | 65.8 | 0 | 1 | 0 | 10 |
| 1/23/2019 | 9:20 PM | --- | --- | --- | --- | --- | 0 | --- | 0 | 0 | --- | --- | --- | --- | 29.723 | 0 | 0 | --- | --- | 70 | 22 | 29.4 | 65.7 | 0 | 1 | 0 | 10 |
| 1/23/2019 | 9:30 PM | --- | --- | --- | --- | --- | 0 | --- | 0 | 0 | --- | --- | --- | --- | 29.724 | 0 | 0 | --- | --- | 70.6 | 22 | 29.9 | 66.5 | 0 | 1 | 0 | 10 |
| 1/23/2019 | 9:40 PM | --- | --- | --- | --- | --- | 0 | --- | 0 | 0 | --- | --- | --- | --- | 29.724 | 0 | 0 | --- | --- | 71.3 | 22 | 30.5 | 67.4 | 0 | 1 | 0 | 10 |
| 1/23/2019 | 9:50 PM | --- | --- | --- | --- | --- | 0 | --- | 0 | 0 | --- | --- | --- | --- | 29.716 | 0 | 0 | --- | --- | 70.6 | 22 | 29.9 | 66.5 | 0 | 1 | 0 | 10 |
| 1/23/2019 | 10:00 PM | --- | --- | --- | --- | --- | 0 | --- | 0 | 0 | --- | --- | --- | --- | 29.713 | 0 | 0 | --- | --- | 70.6 | 22 | 29.9 | 66.5 | 0 | 1 | 0 | 10 |
| 1/23/2019 | 10:10 PM | --- | --- | --- | --- | --- | 0 | --- | 0 | 0 | --- | --- | --- | --- | 29.713 | 0 | 0 | --- | --- | 70.3 | 22 | 29.6 | 66.1 | 0 | 1 | 0 | 10 |
| 1/23/2019 | 10:20 PM | --- | --- | --- | --- | --- | 0 | --- | 0 | 0 | --- | --- | --- | --- | 29.708 | 0 | 0 | --- | --- | 70.5 | 22 | 29.8 | 66.3 | 0 | 1 | 0 | 10 |
| 1/23/2019 | 10:30 PM | --- | --- | --- | --- | --- | 0 | --- | 0 | 0 | --- | --- | --- | --- | 29.708 | 0 | 0 | --- | --- | 70.5 | 22 | 29.8 | 66.3 | 0 | 1 | 0 | 10 |
| 1/23/2019 | 10:40 PM | --- | --- | --- | --- | --- | 0 | --- | 0 | 0 | --- | --- | --- | --- | 29.709 | 0 | 0 | --- | --- | 70.5 | 22 | 29.8 | 66.3 | 0 | 1 | 0 | 10 |
| 1/23/2019 | 10:50 PM | --- | --- | --- | --- | --- | 0 | --- | 0 | 0 | --- | --- | --- | --- | 29.709 | 0 | 0 | --- | --- | 70.5 | 22 | 29.8 | 66.3 | 0 | 1 | 0 | 10 |
| 1/23/2019 | 11:00 PM | --- | --- | --- | --- | --- | 0 | --- | 0 | 0 | --- | --- | --- | --- | 29.708 | 0 | 0 | --- | --- | 70.5 | 22 | 29.8 | 66.3 | 0 | 1 | 0 | 10 |
| 1/23/2019 | 11:10 PM | --- | --- | --- | --- | --- | 0 | --- | 0 | 0 | --- | --- | --- | --- | 29.707 | 0 | 0 | --- | --- | 70.6 | 22 | 29.9 | 66.5 | 0 | 1 | 0 | 10 |
| 1/23/2019 | 11:20 PM | --- | --- | --- | --- | --- | 0 | --- | 0 | 0 | --- | --- | --- | --- | 29.702 | 0 | 0 | --- | --- | 70.6 | 22 | 29.9 | 66.5 | 0 | 1 | 0 | 10 |
| 1/23/2019 | 11:30 PM | --- | --- | --- | --- | --- | 0 | --- | 0 | 0 | --- | --- | --- | --- | 29.701 | 0 | 0 | --- | --- | 70.6 | 22 | 29.9 | 66.5 | 0 | 1 | 0 | 10 |
| 1/23/2019 | 11:40 PM | --- | --- | --- | --- | --- | 0 | --- | 0 | 0 | --- | --- | --- | --- | 29.692 | 0 | 0 | --- | --- | 70.8 | 22 | 30 | 66.7 | 0 | 1 | 0 | 10 |
| 1/23/2019 | 11:50 PM | --- | --- | --- | --- | --- | 0 | --- | 0 | 0 | --- | --- | --- | --- | 29.686 | 0 | 0 | --- | --- | 70.5 | 22 | 29.8 | 66.3 | 0 | 1 | 0 | 10 |
| 1/24/2019 | 12:00 AM | --- | --- | --- | --- | --- | 0 | --- | 0 | 0 | --- | --- | --- | --- | 29.681 | 0 | 0 | --- | --- | 70.5 | 22 | 29.8 | 66.3 | 0 | 1 | 0 | 10 |
| 1/24/2019 | 12:10 AM | --- | --- | --- | --- | --- | 0 | --- | 0 | 0 | --- | --- | --- | --- | 29.677 | 0 | 0 | --- | --- | 70.3 | 22 | 29.6 | 66.1 | 0 | 1 | 0 | 10 |
| 1/24/2019 | 12:20 AM | --- | --- | --- | --- | --- | 0 | --- | 0 | 0 | --- | --- | --- | --- | 29.675 | 0 | 0 | --- | --- | 70.3 | 22 | 29.6 | 66.1 | 0 | 1 | 0 | 10 |
| 1/24/2019 | 12:30 AM | --- | --- | --- | --- | --- | 0 | --- | 0 | 0 | --- | --- | --- | --- | 29.67 | 0 | 0 | --- | --- | 70.3 | 22 | 29.6 | 66.1 | 0 | 1 | 0 | 10 |
| 1/24/2019 | 12:40 AM | --- | --- | --- | --- | --- | 0 | --- | 0 | 0 | --- | --- | --- | --- | 29.67 | 0 | 0 | --- | --- | 70.1 | 22 | 29.5 | 65.8 | 0 | 1 | 0 | 10 |
| 1/24/2019 | 12:50 AM | --- | --- | --- | --- | --- | 0 | --- | 0 | 0 | --- | --- | --- | --- | 29.664 | 0 | 0 | --- | --- | 70.1 | 22 | 29.5 | 65.8 | 0 | 1 | 0 | 10 |
| 1/24/2019 | 1:00 AM | --- | --- | --- | --- | --- | 0 | --- | 0 | 0 | --- | --- | --- | --- | 29.657 | 0 | 0 | --- | --- | 70 | 22 | 29.4 | 65.7 | 0 | 1 | 0 | 10 |
| 1/24/2019 | 1:10 AM | --- | --- | --- | --- | --- | 0 | --- | 0 | 0 | --- | --- | --- | --- | 29.655 | 0 | 0 | --- | --- | 70.1 | 22 | 29.5 | 65.8 | 0 | 1 | 0 | 10 |
| 1/24/2019 | 1:20 AM | --- | --- | --- | --- | --- | 0 | --- | 0 | 0 | --- | --- | --- | --- | 29.652 | 0 | 0 | --- | --- | 70 | 22 | 29.4 | 65.7 | 0 | 1 | 0 | 10 |
| 1/24/2019 | 1:30 AM | --- | --- | --- | --- | --- | 0 | --- | 0 | 0 | --- | --- | --- | --- | 29.651 | 0 | 0 | --- | --- | 70 | 22 | 29.4 | 65.7 | 0 | 1 | 0 | 10 |
| 1/24/2019 | 1:40 AM | --- | --- | --- | --- | --- | 0 | --- | 0 | 0 | --- | --- | --- | --- | 29.647 | 0 | 0 | --- | --- | 70.1 | 21 | 28.3 | 65.7 | 0 | 1 | 0 | 10 |
| 1/24/2019 | 1:50 AM | --- | --- | --- | --- | --- | 0 | --- | 0 | 0 | --- | --- | --- | --- | 29.642 | 0 | 0 | --- | --- | 70 | 22 | 29.4 | 65.7 | 0 | 1 | 0 | 10 |
| 1/24/2019 | 2:00 AM | --- | --- | --- | --- | --- | 0 | --- | 0 | 0 | --- | --- | --- | --- | 29.643 | 0 | 0 | --- | --- | 70.1 | 22 | 29.5 | 65.8 | 0 | 1 | 0 | 10 |
| 1/24/2019 | 2:10 AM | --- | --- | --- | --- | --- | 0 | --- | 0 | 0 | --- | --- | --- | --- | 29.634 | 0 | 0 | --- | --- | 70 | 22 | 29.4 | 65.7 | 0 | 1 | 0 | 10 |
| 1/24/2019 | 2:20 AM | --- | --- | --- | --- | --- | 0 | --- | 0 | 0 | --- | --- | --- | --- | 29.63 | 0 | 0 | --- | --- | 70 | 21 | 28.2 | 65.6 | 0 | 1 | 0 | 10 |
| 1/24/2019 | 2:30 AM | --- | --- | --- | --- | --- | 0 | --- | 0 | 0 | --- | --- | --- | --- | 29.622 | 0 | 0 | --- | --- | 70.1 | 21 | 28.3 | 65.7 | 0 | 1 | 0 | 10 |
| 1/24/2019 | 2:40 AM | --- | --- | --- | --- | --- | 0 | --- | 0 | 0 | --- | --- | --- | --- | 29.613 | 0 | 0 | --- | --- | 70 | 22 | 29.4 | 65.7 | 0 | 1 | 0 | 10 |
| 1/24/2019 | 2:50 AM | --- | --- | --- | --- | --- | 0 | --- | 0 | 0 | --- | --- | --- | --- | 29.61 | 0 | 0 | --- | --- | 70 | 21 | 28.2 | 65.6 | 0 | 1 | 0 | 10 |
| 1/24/2019 | 3:00 AM | --- | --- | --- | --- | --- | 0 | --- | 0 | 0 | --- | --- | --- | --- | 29.604 | 0 | 0 | --- | --- | 69.8 | 21 | 28.1 | 65.3 | 0 | 1 | 0 | 10 |
| 1/24/2019 | 3:10 AM | --- | --- | --- | --- | --- | 0 | --- | 0 | 0 | --- | --- | --- | --- | 29.596 | 0 | 0 | --- | --- | 70 | 21 | 28.2 | 65.6 | 0 | 1 | 0 | 10 |
| 1/24/2019 | 3:20 AM | --- | --- | --- | --- | --- | 0 | --- | 0 | 0 | --- | --- | --- | --- | 29.589 | 0 | 0 | --- | --- | 70 | 21 | 28.2 | 65.6 | 0 | 1 | 0 | 10 |
| 1/24/2019 | 3:30 AM | --- | --- | --- | --- | --- | 0 | --- | 0 | 0 | --- | --- | --- | --- | 29.592 | 0 | 0 | --- | --- | 69.8 | 21 | 28.1 | 65.3 | 0 | 1 | 0 | 10 |
| 1/24/2019 | 3:40 AM | --- | --- | --- | --- | --- | 0 | --- | 0 | 0 | --- | --- | --- | --- | 29.584 | 0 | 0 | --- | --- | 70 | 21 | 28.2 | 65.6 | 0 | 1 | 0 | 10 |
| 1/24/2019 | 3:50 AM | --- | --- | --- | --- | --- | 0 | --- | 0 | 0 | --- | --- | --- | --- | 29.577 | 0 | 0 | --- | --- | 69.8 | 22 | 29.2 | 65.4 | 0 | 1 | 0 | 10 |
| 1/24/2019 | 4:00 AM | --- | --- | --- | --- | --- | 0 | --- | 0 | 0 | --- | --- | --- | --- | 29.577 | 0 | 0 | --- | --- | 70 | 21 | 28.2 | 65.6 | 0 | 1 | 0 | 10 |
| 1/24/2019 | 4:10 AM | --- | --- | --- | --- | --- | 0 | --- | 0 | 0 | --- | --- | --- | --- | 29.582 | 0 | 0 | --- | --- | 69.8 | 22 | 29.2 | 65.4 | 0 | 1 | 0 | 10 |
| 1/24/2019 | 4:20 AM | --- | --- | --- | --- | --- | 0 | --- | 0 | 0 | --- | --- | --- | --- | 29.572 | 0 | 0 | --- | --- | 69.8 | 22 | 29.2 | 65.4 | 0 | 1 | 0 | 10 |
| 1/24/2019 | 4:30 AM | --- | --- | --- | --- | --- | 0 | --- | 0 | 0 | --- | --- | --- | --- | 29.566 | 0 | 0 | --- | --- | 70 | 21 | 28.2 | 65.6 | 0 | 1 | 0 | 10 |
| 1/24/2019 | 4:40 AM | --- | --- | --- | --- | --- | 0 | --- | 0 | 0 | --- | --- | --- | --- | 29.562 | 0 | 0 | --- | --- | 69.6 | 22 | 29 | 65.2 | 0 | 1 | 0 | 10 |
| 1/24/2019 | 4:50 AM | --- | --- | --- | --- | --- | 0 | --- | 0 | 0 | --- | --- | --- | --- | 29.562 | 0 | 0 | --- | --- | 69.8 | 22 | 29.2 | 65.4 | 0 | 1 | 0 | 10 |
| 1/24/2019 | 5:00 AM | --- | --- | --- | --- | --- | 0 | --- | 0 | 0 | --- | --- | --- | --- | 29.559 | 0 | 0 | --- | --- | 69.6 | 22 | 29 | 65.2 | 0 | 1 | 0 | 10 |
| 1/24/2019 | 5:10 AM | --- | --- | --- | --- | --- | 0 | --- | 0 | 0 | --- | --- | --- | --- | 29.558 | 0 | 0 | --- | --- | 69.6 | 22 | 29 | 65.2 | 0 | 1 | 0 | 10 |
| 1/24/2019 | 5:20 AM | --- | --- | --- | --- | --- | 0 | --- | 0 | 0 | --- | --- | --- | --- | 29.55 | 0 | 0 | --- | --- | 70 | 21 | 28.2 | 65.6 | 0 | 1 | 0 | 10 |
| 1/24/2019 | 5:30 AM | --- | --- | --- | --- | --- | 0 | --- | 0 | 0 | --- | --- | --- | --- | 29.549 | 0 | 0 | --- | --- | 69.8 | 22 | 29.2 | 65.4 | 0 | 1 | 0 | 10 |
| 1/24/2019 | 5:40 AM | --- | --- | --- | --- | --- | 0 | --- | 0 | 0 | --- | --- | --- | --- | 29.548 | 0 | 0 | --- | --- | 69.8 | 22 | 29.2 | 65.4 | 0 | 1 | 0 | 10 |
| 1/24/2019 | 5:50 AM | --- | --- | --- | --- | --- | 0 | --- | 0 | 0 | --- | --- | --- | --- | 29.546 | 0 | 0 | --- | --- | 69.8 | 22 | 29.2 | 65.4 | 0 | 1 | 0 | 10 |
| 1/24/2019 | 6:00 AM | --- | --- | --- | --- | --- | 0 | --- | 0 | 0 | --- | --- | --- | --- | 29.545 | 0 | 0 | --- | --- | 69.8 | 22 | 29.2 | 65.4 | 0 | 1 | 0 | 10 |
| 1/24/2019 | 6:10 AM | --- | --- | --- | --- | --- | 0 | --- | 0 | 0 | --- | --- | --- | --- | 29.545 | 0 | 0 | --- | --- | 70 | 22 | 29.4 | 65.7 | 0 | 1 | 0 | 10 |
| 1/24/2019 | 6:20 AM | --- | --- | --- | --- | --- | 0 | --- | 0 | 0 | --- | --- | --- | --- | 29.548 | 0 | 0 | --- | --- | 69.8 | 22 | 29.2 | 65.4 | 0 | 1 | 0 | 10 |
| 1/24/2019 | 6:30 AM | --- | --- | --- | --- | --- | 0 | --- | 0 | 0 | --- | --- | --- | --- | 29.539 | 0 | 0 | --- | --- | 70 | 22 | 29.4 | 65.7 | 0 | 1 | 0 | 10 |
| 1/24/2019 | 6:40 AM | --- | --- | --- | --- | --- | 0 | --- | 0 | 0 | --- | --- | --- | --- | 29.542 | 0 | 0 | --- | --- | 69.8 | 22 | 29.2 | 65.4 | 0 | 1 | 0 | 10 |
| 1/24/2019 | 6:50 AM | --- | --- | --- | --- | --- | 0 | --- | 0 | 0 | --- | --- | --- | --- | 29.548 | 0 | 0 | --- | --- | 69.6 | 22 | 29 | 65.2 | 0 | 1 | 0 | 10 |

## On-Site Meteorological Data

| Date | Time | Temp Out | Hi Temp | Low Temp | Out Hum | Dew Pt. | Wind Speed | Wind Dir | Wind Run | Hi Speed | Hi Dir | Wind Chill | Heat Index | THW Index | Bar | Rain | Rain Rate | Heat D-D | Cool D-D | In Temp | In Hum | In Dew | In Heat | Wind Samp | Wind Tx | ISS Recept | Arc. Int. |
|---|---|---|---|---|---|---|---|---|---|---|---|---|---|---|---|---|---|---|---|---|---|---|---|---|---|---|---|
| 1/24/2019 | 7:00 AM | --- | --- | --- | --- | --- | 0 | --- | 0 | 0 | --- | --- | --- | --- | 29.557 | 0 | 0 | --- | --- | 69.6 | 22 | 29 | 65.2 | 0 | 1 | 0 | 10 |
| 1/24/2019 | 7:10 AM | --- | --- | --- | --- | --- | 0 | --- | 0 | 0 | --- | --- | --- | --- | 29.555 | 0 | 0 | --- | --- | 69.6 | 22 | 29 | 65.2 | 0 | 1 | 0 | 10 |
| 1/24/2019 | 7:20 AM | --- | --- | --- | --- | --- | 0 | --- | 0 | 0 | --- | --- | --- | --- | 29.551 | 0 | 0 | --- | --- | 69.8 | 22 | 29.2 | 65.4 | 0 | 1 | 0 | 10 |
| 1/24/2019 | 7:30 AM | --- | --- | --- | --- | --- | 0 | --- | 0 | 0 | --- | --- | --- | --- | 29.56 | 0 | 0 | --- | --- | 69.6 | 22 | 29 | 65.2 | 0 | 1 | 0 | 10 |
| 1/24/2019 | 7:40 AM | --- | --- | --- | --- | --- | 0 | --- | 0 | 0 | --- | --- | --- | --- | 29.562 | 0 | 0 | --- | --- | 70 | 22 | 29.4 | 65.7 | 0 | 1 | 0 | 10 |
| 1/24/2019 | 7:50 AM | --- | --- | --- | --- | --- | 0 | --- | 0 | 0 | --- | --- | --- | --- | 29.569 | 0 | 0 | --- | --- | 69.8 | 23 | 30.3 | 65.5 | 0 | 1 | 0 | 10 |
| 1/24/2019 | 8:00 AM | --- | --- | --- | --- | --- | 0 | --- | 0 | 0 | --- | --- | --- | --- | 29.572 | 0 | 0 | --- | --- | 70 | 23 | 30.5 | 65.7 | 0 | 1 | 0 | 10 |
| 1/24/2019 | 8:10 AM | --- | --- | --- | --- | --- | 0 | --- | 0 | 0 | --- | --- | --- | --- | 29.578 | 0 | 0 | --- | --- | 70.3 | 23 | 30.7 | 66.1 | 0 | 1 | 0 | 10 |
| 1/24/2019 | 8:20 AM | --- | --- | --- | --- | --- | 0 | --- | 0 | 0 | --- | --- | --- | --- | 29.585 | 0 | 0 | --- | --- | 70 | 23 | 30.5 | 65.7 | 0 | 1 | 0 | 10 |
| 1/24/2019 | 8:30 AM | --- | --- | --- | --- | --- | 0 | --- | 0 | 0 | --- | --- | --- | --- | 29.587 | 0 | 0 | --- | --- | 70 | 23 | 30.5 | 65.7 | 0 | 1 | 0 | 10 |
| 1/24/2019 | 8:40 AM | --- | --- | --- | --- | --- | 0 | --- | 0 | 0 | --- | --- | --- | --- | 29.585 | 0 | 0 | --- | --- | 69.6 | 23 | 30.1 | 65.3 | 0 | 1 | 0 | 10 |
| 1/24/2019 | 8:50 AM | --- | --- | --- | --- | --- | 0 | --- | 0 | 0 | --- | --- | --- | --- | 29.581 | 0 | 0 | --- | --- | 69.6 | 23 | 30.1 | 65.3 | 0 | 1 | 0 | 10 |
| 1/24/2019 | 9:00 AM | --- | --- | --- | --- | --- | 0 | --- | 0 | 0 | --- | --- | --- | --- | 29.587 | 0 | 0 | --- | --- | 69.8 | 23 | 30.3 | 65.5 | 0 | 1 | 0 | 10 |
| 1/24/2019 | 9:10 AM | --- | --- | --- | --- | --- | 0 | --- | 0 | 0 | --- | --- | --- | --- | 29.595 | 0 | 0 | --- | --- | 69.6 | 23 | 30.1 | 65.3 | 0 | 1 | 0 | 10 |
| 1/24/2019 | 9:20 AM | --- | --- | --- | --- | --- | 0 | --- | 0 | 0 | --- | --- | --- | --- | 29.593 | 0 | 0 | --- | --- | 69.8 | 23 | 30.3 | 65.5 | 0 | 1 | 0 | 10 |
| 1/24/2019 | 9:30 AM | --- | --- | --- | --- | --- | 0 | --- | 0 | 0 | --- | --- | --- | --- | 29.598 | 0 | 0 | --- | --- | 69.6 | 23 | 30.1 | 65.3 | 0 | 1 | 0 | 10 |
| 1/24/2019 | 9:40 AM | --- | --- | --- | --- | --- | 0 | --- | 0 | 0 | --- | --- | --- | --- | 29.595 | 0 | 0 | --- | --- | 69.6 | 23 | 30.1 | 65.3 | 0 | 1 | 0 | 10 |
| 1/24/2019 | 9:50 AM | --- | --- | --- | --- | --- | 0 | --- | 0 | 0 | --- | --- | --- | --- | 29.593 | 0 | 0 | --- | --- | 69.4 | 23 | 30 | 65.1 | 0 | 1 | 0 | 10 |
| 1/24/2019 | 10:00 AM | --- | --- | --- | --- | --- | 0 | --- | 0 | 0 | --- | --- | --- | --- | 29.593 | 0 | 0 | --- | --- | 69.6 | 23 | 30.1 | 65.3 | 0 | 1 | 0 | 10 |
| 1/24/2019 | 10:10 AM | --- | --- | --- | --- | --- | 0 | --- | 0 | 0 | --- | --- | --- | --- | 29.59 | 0 | 0 | --- | --- | 70 | 23 | 30.5 | 65.7 | 0 | 1 | 0 | 10 |
| 1/24/2019 | 10:20 AM | --- | --- | --- | --- | --- | 0 | --- | 0 | 0 | --- | --- | --- | --- | 29.591 | 0 | 0 | --- | --- | 70.1 | 24 | 31.6 | 66 | 0 | 1 | 0 | 10 |
| 1/24/2019 | 10:30 AM | --- | --- | --- | --- | --- | 0 | --- | 0 | 0 | --- | --- | --- | --- | 29.583 | 0 | 0 | --- | --- | 70.3 | 23 | 30.7 | 66.1 | 0 | 1 | 0 | 10 |
| 1/24/2019 | 10:40 AM | --- | --- | --- | --- | --- | 0 | --- | 0 | 0 | --- | --- | --- | --- | 29.586 | 0 | 0 | --- | --- | 69.8 | 23 | 30.3 | 65.5 | 0 | 1 | 0 | 10 |
| 1/24/2019 | 10:50 AM | --- | --- | --- | --- | --- | 0 | --- | 0 | 0 | --- | --- | --- | --- | 29.595 | 0 | 0 | --- | --- | 69.4 | 24 | 31 | 65.1 | 0 | 1 | 0 | 10 |
| 1/24/2019 | 11:00 AM | --- | --- | --- | --- | --- | 0 | --- | 0 | 0 | --- | --- | --- | --- | 29.594 | 0 | 0 | --- | --- | 70 | 24 | 31.5 | 65.8 | 0 | 1 | 0 | 10 |
| 1/24/2019 | 11:10 AM | --- | --- | --- | --- | --- | 0 | --- | 0 | 0 | --- | --- | --- | --- | 29.598 | 0 | 0 | --- | --- | 69.8 | 24 | 31.4 | 65.6 | 0 | 1 | 0 | 10 |
| 1/24/2019 | 11:20 AM | --- | --- | --- | --- | --- | 0 | --- | 0 | 0 | --- | --- | --- | --- | 29.59 | 0 | 0 | --- | --- | 69.4 | 24 | 31 | 65.1 | 0 | 1 | 0 | 10 |
| 1/24/2019 | 11:30 AM | --- | --- | --- | --- | --- | 0 | --- | 0 | 0 | --- | --- | --- | --- | 29.592 | 0 | 0 | --- | --- | 69.3 | 24 | 30.9 | 65 | 0 | 1 | 0 | 10 |
| 1/24/2019 | 11:40 AM | --- | --- | --- | --- | --- | 0 | --- | 0 | 0 | --- | --- | --- | --- | 29.596 | 0 | 0 | --- | --- | 69.4 | 24 | 31 | 65.1 | 0 | 1 | 0 | 10 |
| 1/24/2019 | 11:50 AM | --- | --- | --- | --- | --- | 0 | --- | 0 | 0 | --- | --- | --- | --- | 29.592 | 0 | 0 | --- | --- | 69.6 | 24 | 31.2 | 65.4 | 0 | 1 | 0 | 10 |
| 1/24/2019 | 12:00 PM | --- | --- | --- | --- | --- | 0 | --- | 0 | 0 | --- | --- | --- | --- | 29.585 | 0 | 0 | --- | --- | 69.6 | 24 | 31.2 | 65.4 | 0 | 1 | 0 | 10 |
| 1/24/2019 | 12:10 PM | --- | --- | --- | --- | --- | 0 | --- | 0 | 0 | --- | --- | --- | --- | 29.589 | 0 | 0 | --- | --- | 70 | 24 | 31.5 | 65.8 | 0 | 1 | 0 | 10 |
| 1/24/2019 | 12:20 PM | --- | --- | --- | --- | --- | 0 | --- | 0 | 0 | --- | --- | --- | --- | 29.595 | 0 | 0 | --- | --- | 70.1 | 24 | 31.6 | 66 | 0 | 1 | 0 | 10 |
| 1/24/2019 | 12:30 PM | --- | --- | --- | --- | --- | 0 | --- | 0 | 0 | --- | --- | --- | --- | 29.595 | 0 | 0 | --- | --- | 70 | 24 | 31.5 | 65.8 | 0 | 1 | 0 | 10 |
| 1/24/2019 | 12:40 PM | --- | --- | --- | --- | --- | 0 | --- | 0 | 0 | --- | --- | --- | --- | 29.589 | 0 | 0 | --- | --- | 69.4 | 24 | 31 | 65.1 | 0 | 1 | 0 | 10 |
| 1/24/2019 | 12:50 PM | --- | --- | --- | --- | --- | 0 | --- | 0 | 0 | --- | --- | --- | --- | 29.593 | 0 | 0 | --- | --- | 69.4 | 24 | 31 | 65.1 | 0 | 1 | 0 | 10 |
| 1/24/2019 | 1:00 PM | --- | --- | --- | --- | --- | 0 | --- | 0 | 0 | --- | --- | --- | --- | 29.599 | 0 | 0 | --- | --- | 69.8 | 24 | 31.4 | 65.6 | 0 | 1 | 0 | 10 |
| 1/24/2019 | 1:10 PM | --- | --- | --- | --- | --- | 0 | --- | 0 | 0 | --- | --- | --- | --- | 29.593 | 0 | 0 | --- | --- | 69.3 | 24 | 30.9 | 65 | 0 | 1 | 0 | 10 |
| 1/24/2019 | 1:20 PM | --- | --- | --- | --- | --- | 0 | --- | 0 | 0 | --- | --- | --- | --- | 29.597 | 0 | 0 | --- | --- | 69.6 | 24 | 31.2 | 65.4 | 0 | 1 | 0 | 10 |
| 1/24/2019 | 1:30 PM | --- | --- | --- | --- | --- | 0 | --- | 0 | 0 | --- | --- | --- | --- | 29.602 | 0 | 0 | --- | --- | 69.8 | 24 | 31.4 | 65.6 | 0 | 1 | 0 | 10 |
| 1/24/2019 | 1:40 PM | --- | --- | --- | --- | --- | 0 | --- | 0 | 0 | --- | --- | --- | --- | 29.616 | 0 | 0 | --- | --- | 70.3 | 24 | 31.8 | 66.2 | 0 | 1 | 0 | 10 |
| 1/24/2019 | 1:50 PM | --- | --- | --- | --- | --- | 0 | --- | 0 | 0 | --- | --- | --- | --- | 29.614 | 0 | 0 | --- | --- | 71 | 24 | 32.4 | 67.2 | 0 | 1 | 0 | 10 |
| 1/24/2019 | 2:00 PM | --- | --- | --- | --- | --- | 0 | --- | 0 | 0 | --- | --- | --- | --- | 29.615 | 0 | 0 | --- | --- | 70.6 | 24 | 32 | 66.6 | 0 | 1 | 0 | 10 |
| 1/24/2019 | 2:10 PM | --- | --- | --- | --- | --- | 0 | --- | 0 | 0 | --- | --- | --- | --- | 29.615 | 0 | 0 | --- | --- | 70.5 | 24 | 31.9 | 66.5 | 0 | 1 | 0 | 10 |
| 1/24/2019 | 2:20 PM | --- | --- | --- | --- | --- | 0 | --- | 0 | 0 | --- | --- | --- | --- | 29.609 | 0 | 0 | --- | --- | 70.6 | 24 | 32 | 66.6 | 0 | 1 | 0 | 10 |
| 1/24/2019 | 2:30 PM | --- | --- | --- | --- | --- | 0 | --- | 0 | 0 | --- | --- | --- | --- | 29.62 | 0 | 0 | --- | --- | 71 | 24 | 32.4 | 67.2 | 0 | 1 | 0 | 10 |
| 1/24/2019 | 2:40 PM | --- | --- | --- | --- | --- | 0 | --- | 0 | 0 | --- | --- | --- | --- | 29.623 | 0 | 0 | --- | --- | 71 | 24 | 32.4 | 67.2 | 0 | 1 | 0 | 10 |
| 1/24/2019 | 2:50 PM | --- | --- | --- | --- | --- | 0 | --- | 0 | 0 | --- | --- | --- | --- | 29.62 | 0 | 0 | --- | --- | 70.3 | 24 | 31.8 | 66.2 | 0 | 1 | 0 | 10 |
| 1/24/2019 | 3:00 PM | --- | --- | --- | --- | --- | 0 | --- | 0 | 0 | --- | --- | --- | --- | 29.615 | 0 | 0 | --- | --- | 70.1 | 24 | 31.6 | 66 | 0 | 1 | 0 | 10 |
| 1/24/2019 | 3:10 PM | --- | --- | --- | --- | --- | 0 | --- | 0 | 0 | --- | --- | --- | --- | 29.618 | 0 | 0 | --- | --- | 70.3 | 24 | 31.8 | 66.2 | 0 | 1 | 0 | 10 |
| 1/24/2019 | 3:20 PM | --- | --- | --- | --- | --- | 0 | --- | 0 | 0 | --- | --- | --- | --- | 29.623 | 0 | 0 | --- | --- | 70.5 | 24 | 31.9 | 66.5 | 0 | 1 | 0 | 10 |
| 1/24/2019 | 3:30 PM | --- | --- | --- | --- | --- | 0 | --- | 0 | 0 | --- | --- | --- | --- | 29.636 | 0 | 0 | --- | --- | 70 | 24 | 31.5 | 65.8 | 0 | 1 | 0 | 10 |
| 1/24/2019 | 3:40 PM | --- | --- | --- | --- | --- | 0 | --- | 0 | 0 | --- | --- | --- | --- | 29.64 | 0 | 0 | --- | --- | 69.4 | 24 | 31 | 65.1 | 0 | 1 | 0 | 10 |
| 1/24/2019 | 3:50 PM | --- | --- | --- | --- | --- | 0 | --- | 0 | 0 | --- | --- | --- | --- | 29.633 | 0 | 0 | --- | --- | 69.4 | 24 | 31 | 65.1 | 0 | 1 | 0 | 10 |
| 1/24/2019 | 4:00 PM | --- | --- | --- | --- | --- | 0 | --- | 0 | 0 | --- | --- | --- | --- | 29.639 | 0 | 0 | --- | --- | 69.4 | 24 | 31 | 65.1 | 0 | 1 | 0 | 10 |
| 1/24/2019 | 4:10 PM | --- | --- | --- | --- | --- | 0 | --- | 0 | 0 | --- | --- | --- | --- | 29.635 | 0 | 0 | --- | --- | 69.8 | 24 | 31.4 | 65.6 | 0 | 1 | 0 | 10 |
| 1/24/2019 | 4:20 PM | --- | --- | --- | --- | --- | 0 | --- | 0 | 0 | --- | --- | --- | --- | 29.639 | 0 | 0 | --- | --- | 69.4 | 24 | 31 | 65.1 | 0 | 1 | 0 | 10 |
| 1/24/2019 | 4:30 PM | --- | --- | --- | --- | --- | 0 | --- | 0 | 0 | --- | --- | --- | --- | 29.639 | 0 | 0 | --- | --- | 68.8 | 24 | 30.5 | 64.5 | 0 | 1 | 0 | 10 |
| 1/24/2019 | 4:40 PM | --- | --- | --- | --- | --- | 0 | --- | 0 | 0 | --- | --- | --- | --- | 29.643 | 0 | 0 | --- | --- | 68.9 | 24 | 30.6 | 64.6 | 0 | 1 | 0 | 10 |
| 1/24/2019 | 4:50 PM | --- | --- | --- | --- | --- | 0 | --- | 0 | 0 | --- | --- | --- | --- | 29.651 | 0 | 0 | --- | --- | 68.9 | 24 | 30.6 | 64.6 | 0 | 1 | 0 | 10 |
| 1/24/2019 | 5:00 PM | --- | --- | --- | --- | --- | 0 | --- | 0 | 0 | --- | --- | --- | --- | 29.659 | 0 | 0 | --- | --- | 69.3 | 24 | 30.9 | 65 | 0 | 1 | 0 | 10 |
| 1/24/2019 | 5:10 PM | --- | --- | --- | --- | --- | 0 | --- | 0 | 0 | --- | --- | --- | --- | 29.674 | 0 | 0 | --- | --- | 68.8 | 23 | 29.5 | 64.4 | 0 | 1 | 0 | 10 |

**On-Site Meteorological Data**

| Date | Time | Temp Out | Hi Temp | Low Temp | Out Hum | Dew Pt. | Wind Speed | Wind Dir | Wind Run | Hi Speed | Hi Dir | Wind Chill | Heat Index | THW Index | Bar | Rain | Rain Rate | Heat D-D | Cool D-D | In Temp | In Hum | In Dew | In Heat | Wind Samp | Wind Tx | ISS Recept | Arc. Int. |
|---|---|---|---|---|---|---|---|---|---|---|---|---|---|---|---|---|---|---|---|---|---|---|---|---|---|---|---|
| 1/24/2019 | 5:20 PM | --- | --- | --- | --- | --- | 0 | --- | 0 | 0 | --- | --- | --- | --- | 29.682 | 0 | 0 | --- | --- | 68.2 | 23 | 29 | 63.7 | 0 | 1 | 0 | 10 |
| 1/24/2019 | 5:30 PM | --- | --- | --- | --- | --- | 21 | WSW | 3.5 | 21 | WSW | --- | --- | --- | 29.679 | 0 | 0 | --- | --- | 68.2 | 23 | 29 | 63.7 | 1 | 1 | 0.4 | 10 |
| 1/24/2019 | 5:40 PM | 29.5 | 29.5 | 29.5 | 97 | 28.8 | 19 | WSW | 3.17 | 25 | SW | 17 | 29.4 | 16.9 | 29.691 | 0 | 0 | 0.247 | 0 | 69.1 | 23 | 29.7 | 64.7 | 25 | 1 | 11 | 10 |
| 1/24/2019 | 5:50 PM | 29.6 | 29.6 | 29.5 | 97 | 28.9 | 18 | WSW | 3 | 23 | WSW | 17.5 | 29.5 | 17.4 | 29.702 | 0 | 0 | 0.246 | 0 | 68.6 | 23 | 29.3 | 64.2 | 52 | 1 | 22.8 | 10 |
| 1/24/2019 | 6:00 PM | 29.6 | 29.6 | 29.5 | 97 | 28.9 | 20 | WSW | 3.33 | 27 | WSW | 16.8 | 29.5 | 16.7 | 29.698 | 0 | 0 | 0.246 | 0 | 68.2 | 23 | 29 | 63.7 | 62 | 1 | 27.2 | 10 |
| 1/24/2019 | 6:10 PM | 29.5 | 29.6 | 29.5 | 97 | 28.8 | 22 | WSW | 3.67 | 33 | SW | 16.1 | 29.4 | 16 | 29.707 | 0 | 0 | 0.247 | 0 | 68.2 | 23 | 29 | 63.7 | 56 | 1 | 24.6 | 10 |
| 1/24/2019 | 6:20 PM | 29.5 | 29.5 | 29.5 | 96 | 28.5 | 21 | WSW | 3.5 | 26 | WSW | 16.4 | 29.4 | 16.3 | 29.71 | 0 | 0 | 0.247 | 0 | 68.4 | 23 | 29.1 | 64 | 68 | 1 | 29.8 | 10 |
| 1/24/2019 | 6:30 PM | 29.5 | 29.5 | 29.5 | 96 | 28.5 | 18 | WSW | 3 | 24 | WSW | 17.3 | 29.4 | 17.2 | 29.718 | 0 | 0 | 0.247 | 0 | 68.2 | 23 | 29 | 63.7 | 62 | 1 | 27.2 | 10 |
| 1/24/2019 | 6:40 PM | 29.4 | 29.5 | 29.4 | 96 | 28.4 | 20 | WSW | 3.33 | 27 | WSW | 16.6 | 29.3 | 16.5 | 29.729 | 0 | 0 | 0.247 | 0 | 67.7 | 23 | 28.5 | 63.1 | 67 | 1 | 29.4 | 10 |
| 1/24/2019 | 6:50 PM | 29.4 | 29.5 | 29.4 | 96 | 28.4 | 19 | WSW | 3.17 | 26 | WSW | 16.9 | 29.3 | 16.8 | 29.73 | 0 | 0 | 0.247 | 0 | 67.6 | 23 | 28.5 | 63 | 54 | 1 | 23.7 | 10 |
| 1/24/2019 | 7:00 PM | 29.4 | 29.5 | 29.4 | 96 | 28.4 | 17 | WSW | 2.83 | 25 | WSW | 17.5 | 29.3 | 17.4 | 29.732 | 0 | 0 | 0.247 | 0 | 67.7 | 23 | 28.5 | 63.1 | 68 | 1 | 29.8 | 10 |
| 1/24/2019 | 7:10 PM | --- | --- | --- | 96 | --- | 19 | WSW | 3.17 | 21 | WSW | --- | --- | --- | 29.734 | 0 | 0 | --- | --- | 69.1 | 22 | 28.6 | 64.6 | 3 | 1 | 1.3 | 10 |
| 1/24/2019 | 7:20 PM | --- | --- | --- | --- | --- | 0 | --- | 0 | 0 | --- | --- | --- | --- | 29.741 | 0 | 0 | --- | --- | 68.2 | 22 | 27.9 | 63.6 | 0 | 1 | 0 | 10 |
| 1/24/2019 | 7:30 PM | --- | --- | --- | --- | --- | 0 | --- | 0 | 0 | --- | --- | --- | --- | 29.75 | 0 | 0 | --- | --- | 68.2 | 22 | 27.9 | 63.6 | 0 | 1 | 0 | 10 |
| 1/24/2019 | 7:40 PM | --- | --- | --- | --- | --- | 0 | --- | 0 | 0 | --- | --- | --- | --- | 29.763 | 0 | 0 | --- | --- | 68.2 | 22 | 27.9 | 63.6 | 0 | 1 | 0 | 10 |
| 1/24/2019 | 7:50 PM | --- | --- | --- | --- | --- | 0 | --- | 0 | 0 | --- | --- | --- | --- | 29.767 | 0 | 0 | --- | --- | 68.2 | 22 | 27.9 | 63.6 | 0 | 1 | 0 | 10 |
| 1/24/2019 | 8:00 PM | --- | --- | --- | --- | --- | 0 | --- | 0 | 0 | --- | --- | --- | --- | 29.77 | 0 | 0 | --- | --- | 67.6 | 22 | 27.4 | 62.9 | 0 | 1 | 0 | 10 |
| 1/24/2019 | 8:10 PM | --- | --- | --- | --- | --- | 18 | WSW | 3 | 19 | WSW | --- | --- | --- | 29.779 | 0 | 0 | --- | --- | 68.8 | 22 | 28.4 | 64.3 | 4 | 1 | 1.8 | 10 |
| 1/24/2019 | 8:20 PM | --- | --- | --- | --- | --- | 0 | --- | 0 | 0 | --- | --- | --- | --- | 29.789 | 0 | 0 | --- | --- | 68.2 | 22 | 27.9 | 63.6 | 0 | 1 | 0 | 10 |
| 1/24/2019 | 8:30 PM | --- | --- | --- | --- | --- | 0 | --- | 0 | 0 | --- | --- | --- | --- | 29.79 | 0 | 0 | --- | --- | 68.4 | 22 | 28 | 63.8 | 0 | 1 | 0 | 10 |
| 1/24/2019 | 8:40 PM | --- | --- | --- | --- | --- | 0 | --- | 0 | 0 | --- | --- | --- | --- | 29.793 | 0 | 0 | --- | --- | 67.9 | 22 | 27.6 | 63.2 | 0 | 1 | 0 | 10 |
| 1/24/2019 | 8:50 PM | --- | --- | --- | --- | --- | 0 | --- | 0 | 0 | --- | --- | --- | --- | 29.787 | 0 | 0 | --- | --- | 68.1 | 22 | 27.8 | 63.5 | 0 | 1 | 0 | 10 |
| 1/24/2019 | 9:00 PM | --- | --- | --- | --- | --- | 0 | --- | 0 | 0 | --- | --- | --- | --- | 29.795 | 0 | 0 | --- | --- | 68.1 | 22 | 27.8 | 63.5 | 0 | 1 | 0 | 10 |
| 1/24/2019 | 9:10 PM | --- | --- | --- | --- | --- | 0 | --- | 0 | 0 | --- | --- | --- | --- | 29.801 | 0 | 0 | --- | --- | 67.9 | 22 | 27.6 | 63.2 | 0 | 1 | 0 | 10 |
| 1/24/2019 | 9:20 PM | --- | --- | --- | --- | --- | 0 | --- | 0 | 0 | --- | --- | --- | --- | 29.81 | 0 | 0 | --- | --- | 67.9 | 22 | 27.6 | 63.2 | 0 | 1 | 0 | 10 |
| 1/24/2019 | 9:30 PM | --- | --- | --- | --- | --- | 0 | --- | 0 | 0 | --- | --- | --- | --- | 29.812 | 0 | 0 | --- | --- | 68.1 | 22 | 27.8 | 63.5 | 0 | 1 | 0 | 10 |
| 1/24/2019 | 9:40 PM | --- | --- | --- | --- | --- | 0 | --- | 0 | 0 | --- | --- | --- | --- | 29.82 | 0 | 0 | --- | --- | 68.2 | 22 | 27.9 | 63.6 | 0 | 1 | 0 | 10 |
| 1/24/2019 | 9:50 PM | --- | --- | --- | --- | --- | 0 | --- | 0 | 0 | --- | --- | --- | --- | 29.822 | 0 | 0 | --- | --- | 67.7 | 22 | 27.5 | 63 | 0 | 1 | 0 | 10 |
| 1/24/2019 | 10:00 PM | --- | --- | --- | --- | --- | 0 | --- | 0 | 0 | --- | --- | --- | --- | 29.825 | 0 | 0 | --- | --- | 67.9 | 22 | 27.6 | 63.2 | 0 | 1 | 0 | 10 |
| 1/24/2019 | 10:10 PM | --- | --- | --- | --- | --- | 0 | --- | 0 | 0 | --- | --- | --- | --- | 29.824 | 0 | 0 | --- | --- | 68.1 | 22 | 27.8 | 63.5 | 0 | 1 | 0 | 10 |
| 1/24/2019 | 10:20 PM | --- | --- | --- | --- | --- | 0 | --- | 0 | 0 | --- | --- | --- | --- | 29.822 | 0 | 0 | --- | --- | 68.1 | 21 | 26.7 | 63.4 | 0 | 1 | 0 | 10 |
| 1/24/2019 | 10:30 PM | --- | --- | --- | --- | --- | 0 | --- | 0 | 0 | --- | --- | --- | --- | 29.821 | 0 | 0 | --- | --- | 67.9 | 21 | 26.5 | 63.1 | 0 | 1 | 0 | 10 |
| 1/24/2019 | 10:40 PM | --- | --- | --- | --- | --- | 0 | --- | 0 | 0 | --- | --- | --- | --- | 29.813 | 0 | 0 | --- | --- | 67.7 | 21 | 26.3 | 62.9 | 0 | 1 | 0 | 10 |
| 1/24/2019 | 10:50 PM | --- | --- | --- | --- | --- | 0 | --- | 0 | 0 | --- | --- | --- | --- | 29.821 | 0 | 0 | --- | --- | 68.1 | 21 | 26.7 | 63.4 | 0 | 1 | 0 | 10 |
| 1/24/2019 | 11:00 PM | --- | --- | --- | --- | --- | 0 | --- | 0 | 0 | --- | --- | --- | --- | 29.825 | 0 | 0 | --- | --- | 68.1 | 21 | 26.7 | 63.4 | 0 | 1 | 0 | 10 |
| 1/24/2019 | 11:10 PM | --- | --- | --- | --- | --- | 0 | --- | 0 | 0 | --- | --- | --- | --- | 29.826 | 0 | 0 | --- | --- | 67.7 | 21 | 26.3 | 62.9 | 0 | 1 | 0 | 10 |
| 1/24/2019 | 11:20 PM | --- | --- | --- | --- | --- | 0 | --- | 0 | 0 | --- | --- | --- | --- | 29.828 | 0 | 0 | --- | --- | 67.7 | 21 | 26.3 | 62.9 | 0 | 1 | 0 | 10 |
| 1/24/2019 | 11:30 PM | --- | --- | --- | --- | --- | 0 | --- | 0 | 0 | --- | --- | --- | --- | 29.828 | 0 | 0 | --- | --- | 67.6 | 21 | 26.2 | 62.7 | 0 | 1 | 0 | 10 |
| 1/24/2019 | 11:40 PM | --- | --- | --- | --- | --- | 0 | --- | 0 | 0 | --- | --- | --- | --- | 29.831 | 0 | 0 | --- | --- | 67.7 | 21 | 26.3 | 62.9 | 0 | 1 | 0 | 10 |
| 1/24/2019 | 11:50 PM | --- | --- | --- | --- | --- | 0 | --- | 0 | 0 | --- | --- | --- | --- | 29.84 | 0 | 0 | --- | --- | 67.6 | 21 | 26.2 | 62.7 | 0 | 1 | 0 | 10 |
| 1/25/2019 | 12:00 AM | --- | --- | --- | --- | --- | 0 | --- | 0 | 0 | --- | --- | --- | --- | 29.837 | 0 | 0 | --- | --- | 67.6 | 21 | 26.2 | 62.7 | 0 | 1 | 0 | 10 |
| 1/25/2019 | 12:10 AM | --- | --- | --- | --- | --- | 0 | --- | 0 | 0 | --- | --- | --- | --- | 29.839 | 0 | 0 | --- | --- | 67.6 | 21 | 26.2 | 62.7 | 0 | 1 | 0 | 10 |
| 1/25/2019 | 12:20 AM | --- | --- | --- | --- | --- | 0 | --- | 0 | 0 | --- | --- | --- | --- | 29.841 | 0 | 0 | --- | --- | 67.4 | 21 | 26.1 | 62.5 | 0 | 1 | 0 | 10 |
| 1/25/2019 | 12:30 AM | --- | --- | --- | --- | --- | 0 | --- | 0 | 0 | --- | --- | --- | --- | 29.84 | 0 | 0 | --- | --- | 67.4 | 21 | 26.1 | 62.5 | 0 | 1 | 0 | 10 |
| 1/25/2019 | 12:40 AM | --- | --- | --- | --- | --- | 0 | --- | 0 | 0 | --- | --- | --- | --- | 29.839 | 0 | 0 | --- | --- | 67.2 | 21 | 25.9 | 62.2 | 0 | 1 | 0 | 10 |
| 1/25/2019 | 12:50 AM | --- | --- | --- | --- | --- | 0 | --- | 0 | 0 | --- | --- | --- | --- | 29.843 | 0 | 0 | --- | --- | 67.2 | 21 | 25.9 | 62.2 | 0 | 1 | 0 | 10 |
| 1/25/2019 | 1:00 AM | --- | --- | --- | --- | --- | 0 | --- | 0 | 0 | --- | --- | --- | --- | 29.844 | 0 | 0 | --- | --- | 67.2 | 21 | 25.9 | 62.2 | 0 | 1 | 0 | 10 |
| 1/25/2019 | 1:10 AM | --- | --- | --- | --- | --- | 0 | --- | 0 | 0 | --- | --- | --- | --- | 29.843 | 0 | 0 | --- | --- | 67.2 | 21 | 25.9 | 62.2 | 0 | 1 | 0 | 10 |
| 1/25/2019 | 1:20 AM | --- | --- | --- | --- | --- | 0 | --- | 0 | 0 | --- | --- | --- | --- | 29.839 | 0 | 0 | --- | --- | 67.4 | 21 | 26.1 | 62.5 | 0 | 1 | 0 | 10 |
| 1/25/2019 | 1:30 AM | --- | --- | --- | --- | --- | 0 | --- | 0 | 0 | --- | --- | --- | --- | 29.837 | 0 | 0 | --- | --- | 67.2 | 21 | 25.9 | 62.2 | 0 | 1 | 0 | 10 |
| 1/25/2019 | 1:40 AM | --- | --- | --- | --- | --- | 0 | --- | 0 | 0 | --- | --- | --- | --- | 29.837 | 0 | 0 | --- | --- | 67.4 | 21 | 26.1 | 62.5 | 0 | 1 | 0 | 10 |
| 1/25/2019 | 1:50 AM | --- | --- | --- | --- | --- | 0 | --- | 0 | 0 | --- | --- | --- | --- | 29.838 | 0 | 0 | --- | --- | 67.2 | 21 | 25.9 | 62.2 | 0 | 1 | 0 | 10 |
| 1/25/2019 | 2:00 AM | --- | --- | --- | --- | --- | 0 | --- | 0 | 0 | --- | --- | --- | --- | 29.84 | 0 | 0 | --- | --- | 67.2 | 21 | 25.9 | 62.2 | 0 | 1 | 0 | 10 |
| 1/25/2019 | 2:10 AM | --- | --- | --- | --- | --- | 0 | --- | 0 | 0 | --- | --- | --- | --- | 29.84 | 0 | 0 | --- | --- | 67.6 | 21 | 26.2 | 62.7 | 0 | 1 | 0 | 10 |
| 1/25/2019 | 2:20 AM | --- | --- | --- | --- | --- | 0 | --- | 0 | 0 | --- | --- | --- | --- | 29.84 | 0 | 0 | --- | --- | 67.2 | 21 | 25.9 | 62.2 | 0 | 1 | 0 | 10 |
| 1/25/2019 | 2:30 AM | --- | --- | --- | --- | --- | 0 | --- | 0 | 0 | --- | --- | --- | --- | 29.839 | 0 | 0 | --- | --- | 67.2 | 21 | 25.9 | 62.2 | 0 | 1 | 0 | 10 |
| 1/25/2019 | 2:40 AM | --- | --- | --- | --- | --- | 0 | --- | 0 | 0 | --- | --- | --- | --- | 29.838 | 0 | 0 | --- | --- | 67.2 | 21 | 25.9 | 62.2 | 0 | 1 | 0 | 10 |
| 1/25/2019 | 2:50 AM | --- | --- | --- | --- | --- | 0 | --- | 0 | 0 | --- | --- | --- | --- | 29.835 | 0 | 0 | --- | --- | 67.2 | 21 | 25.9 | 62.2 | 0 | 1 | 0 | 10 |
| 1/25/2019 | 3:00 AM | --- | --- | --- | --- | --- | 0 | --- | 0 | 0 | --- | --- | --- | --- | 29.838 | 0 | 0 | --- | --- | 67.2 | 21 | 25.9 | 62.2 | 0 | 1 | 0 | 10 |
| 1/25/2019 | 3:10 AM | --- | --- | --- | --- | --- | 0 | --- | 0 | 0 | --- | --- | --- | --- | 29.838 | 0 | 0 | --- | --- | 67.2 | 21 | 25.9 | 62.2 | 0 | 1 | 0 | 10 |
| 1/25/2019 | 3:20 AM | --- | --- | --- | --- | --- | 0 | --- | 0 | 0 | --- | --- | --- | --- | 29.837 | 0 | 0 | --- | --- | 67.2 | 20 | 24.7 | 62.1 | 0 | 1 | 0 | 10 |
| 1/25/2019 | 3:30 AM | --- | --- | --- | --- | --- | 0 | --- | 0 | 0 | --- | --- | --- | --- | 29.837 | 0 | 0 | --- | --- | 67.2 | 20 | 24.7 | 62.1 | 0 | 1 | 0 | 10 |

## On-Site Meteorological Data

| Date | Time | Temp Out | Hi Temp | Low Temp | Out Hum | Dew Pt. | Wind Speed | Wind Dir | Wind Run | Hi Speed | Hi Dir | Wind Chill | Heat Index | THW Index | Bar | Rain | Rain Rate | Heat D-D | Cool D-D | In Temp | In Hum | In Dew | In Heat | Wind Samp | Wind Tx | ISS Recept | Arc. Int. |
|---|---|---|---|---|---|---|---|---|---|---|---|---|---|---|---|---|---|---|---|---|---|---|---|---|---|---|---|
| 1/25/2019 | 3:40 AM | --- | --- | --- | --- | --- | 0 | --- | 0 | 0 | --- | --- | --- | --- | 29.836 | 0 | 0 | --- | --- | 67.2 | 20 | 24.7 | 62.1 | 0 | 1 | 0 | 10 |
| 1/25/2019 | 3:50 AM | --- | --- | --- | --- | --- | 0 | --- | 0 | 0 | --- | --- | --- | --- | 29.837 | 0 | 0 | --- | --- | 67.2 | 20 | 24.7 | 62.1 | 0 | 1 | 0 | 10 |
| 1/25/2019 | 4:00 AM | --- | --- | --- | --- | --- | 0 | --- | 0 | 0 | --- | --- | --- | --- | 29.834 | 0 | 0 | --- | --- | 67.2 | 20 | 24.7 | 62.1 | 0 | 1 | 0 | 10 |
| 1/25/2019 | 4:10 AM | --- | --- | --- | --- | --- | 0 | --- | 0 | 0 | --- | --- | --- | --- | 29.84 | 0 | 0 | --- | --- | 67.6 | 20 | 25.1 | 62.6 | 0 | 1 | 0 | 10 |
| 1/25/2019 | 4:20 AM | --- | --- | --- | --- | --- | 0 | --- | 0 | 0 | --- | --- | --- | --- | 29.834 | 0 | 0 | --- | --- | 67.2 | 20 | 24.7 | 62.1 | 0 | 1 | 0 | 10 |
| 1/25/2019 | 4:30 AM | --- | --- | --- | --- | --- | 0 | --- | 0 | 0 | --- | --- | --- | --- | 29.836 | 0 | 0 | --- | --- | 67.2 | 20 | 24.7 | 62.1 | 0 | 1 | 0 | 10 |
| 1/25/2019 | 4:40 AM | --- | --- | --- | --- | --- | 0 | --- | 0 | 0 | --- | --- | --- | --- | 29.839 | 0 | 0 | --- | --- | 67.1 | 20 | 24.6 | 62 | 0 | 1 | 0 | 10 |
| 1/25/2019 | 4:50 AM | --- | --- | --- | --- | --- | 0 | --- | 0 | 0 | --- | --- | --- | --- | 29.836 | 0 | 0 | --- | --- | 67.1 | 20 | 24.6 | 62 | 0 | 1 | 0 | 10 |
| 1/25/2019 | 5:00 AM | --- | --- | --- | --- | --- | 0 | --- | 0 | 0 | --- | --- | --- | --- | 29.84 | 0 | 0 | --- | --- | 67.4 | 20 | 24.9 | 62.4 | 0 | 1 | 0 | 10 |
| 1/25/2019 | 5:10 AM | --- | --- | --- | --- | --- | 0 | --- | 0 | 0 | --- | --- | --- | --- | 29.838 | 0 | 0 | --- | --- | 67.1 | 20 | 24.6 | 62 | 0 | 1 | 0 | 10 |
| 1/25/2019 | 5:20 AM | --- | --- | --- | --- | --- | 0 | --- | 0 | 0 | --- | --- | --- | --- | 29.839 | 0 | 0 | --- | --- | 67.2 | 20 | 24.7 | 62.1 | 0 | 1 | 0 | 10 |
| 1/25/2019 | 5:30 AM | --- | --- | --- | --- | --- | 0 | --- | 0 | 0 | --- | --- | --- | --- | 29.841 | 0 | 0 | --- | --- | 67.1 | 20 | 24.6 | 62 | 0 | 1 | 0 | 10 |
| 1/25/2019 | 5:40 AM | --- | --- | --- | --- | --- | 0 | --- | 0 | 0 | --- | --- | --- | --- | 29.843 | 0 | 0 | --- | --- | 67.1 | 20 | 24.6 | 62 | 0 | 1 | 0 | 10 |
| 1/25/2019 | 5:50 AM | --- | --- | --- | --- | --- | 0 | --- | 0 | 0 | --- | --- | --- | --- | 29.848 | 0 | 0 | --- | --- | 67.2 | 20 | 24.7 | 62.1 | 0 | 1 | 0 | 10 |
| 1/25/2019 | 6:00 AM | --- | --- | --- | --- | --- | 0 | --- | 0 | 0 | --- | --- | --- | --- | 29.852 | 0 | 0 | --- | --- | 67.2 | 20 | 24.7 | 62.1 | 0 | 1 | 0 | 10 |
| 1/25/2019 | 6:10 AM | --- | --- | --- | --- | --- | 0 | --- | 0 | 0 | --- | --- | --- | --- | 29.853 | 0 | 0 | --- | --- | 67.6 | 20 | 25.1 | 62.6 | 0 | 1 | 0 | 10 |
| 1/25/2019 | 6:20 AM | --- | --- | --- | --- | --- | 0 | --- | 0 | 0 | --- | --- | --- | --- | 29.859 | 0 | 0 | --- | --- | 67.6 | 20 | 25.1 | 62.6 | 0 | 1 | 0 | 10 |
| 1/25/2019 | 6:30 AM | --- | --- | --- | --- | --- | 0 | --- | 0 | 0 | --- | --- | --- | --- | 29.866 | 0 | 0 | --- | --- | 67.6 | 20 | 25.1 | 62.6 | 0 | 1 | 0 | 10 |
| 1/25/2019 | 6:40 AM | --- | --- | --- | --- | --- | 0 | --- | 0 | 0 | --- | --- | --- | --- | 29.87 | 0 | 0 | --- | --- | 67.6 | 20 | 25.1 | 62.6 | 0 | 1 | 0 | 10 |
| 1/25/2019 | 6:50 AM | --- | --- | --- | --- | --- | 0 | --- | 0 | 0 | --- | --- | --- | --- | 29.873 | 0 | 0 | --- | --- | 67.7 | 20 | 25.1 | 62.7 | 0 | 1 | 0 | 10 |
| 1/25/2019 | 7:00 AM | --- | --- | --- | --- | --- | 0 | --- | 0 | 0 | --- | --- | --- | --- | 29.875 | 0 | 0 | --- | --- | 67.9 | 20 | 25.3 | 63 | 0 | 1 | 0 | 10 |
| 1/25/2019 | 7:10 AM | --- | --- | --- | --- | --- | 0 | --- | 0 | 0 | --- | --- | --- | --- | 29.881 | 0 | 0 | --- | --- | 67.7 | 20 | 25.1 | 62.7 | 0 | 1 | 0 | 10 |
| 1/25/2019 | 7:20 AM | --- | --- | --- | --- | --- | 0 | --- | 0 | 0 | --- | --- | --- | --- | 29.885 | 0 | 0 | --- | --- | 67.9 | 20 | 25.3 | 63 | 0 | 1 | 0 | 10 |
| 1/25/2019 | 7:30 AM | --- | --- | --- | --- | --- | 0 | --- | 0 | 0 | --- | --- | --- | --- | 29.893 | 0 | 0 | --- | --- | 67.7 | 20 | 25.1 | 62.7 | 0 | 1 | 0 | 10 |
| 1/25/2019 | 7:40 AM | --- | --- | --- | --- | --- | 0 | --- | 0 | 0 | --- | --- | --- | --- | 29.897 | 0 | 0 | --- | --- | 67.9 | 20 | 25.3 | 63 | 0 | 1 | 0 | 10 |
| 1/25/2019 | 7:50 AM | --- | --- | --- | --- | --- | 0 | --- | 0 | 0 | --- | --- | --- | --- | 29.9 | 0 | 0 | --- | --- | 68.2 | 20 | 25.6 | 63.3 | 0 | 1 | 0 | 10 |
| 1/25/2019 | 8:00 AM | --- | --- | --- | --- | --- | 0 | --- | 0 | 0 | --- | --- | --- | --- | 29.898 | 0 | 0 | --- | --- | 68.1 | 20 | 25.5 | 63.2 | 0 | 1 | 0 | 10 |
| 1/25/2019 | 8:10 AM | --- | --- | --- | --- | --- | 0 | --- | 0 | 0 | --- | --- | --- | --- | 29.897 | 0 | 0 | --- | --- | 68.4 | 20 | 25.7 | 63.6 | 0 | 1 | 0 | 10 |
| 1/25/2019 | 8:20 AM | --- | --- | --- | --- | --- | 0 | --- | 0 | 0 | --- | --- | --- | --- | 29.903 | 0 | 0 | --- | --- | 68.4 | 20 | 25.7 | 63.6 | 0 | 1 | 0 | 10 |
| 1/25/2019 | 8:30 AM | --- | --- | --- | --- | --- | 0 | --- | 0 | 0 | --- | --- | --- | --- | 29.911 | 0 | 0 | --- | --- | 68.6 | 21 | 27.1 | 63.9 | 0 | 1 | 0 | 10 |
| 1/25/2019 | 8:40 AM | --- | --- | --- | --- | --- | 0 | --- | 0 | 0 | --- | --- | --- | --- | 29.913 | 0 | 0 | --- | --- | 68.8 | 20 | 26.1 | 64.1 | 0 | 1 | 0 | 10 |
| 1/25/2019 | 8:50 AM | --- | --- | --- | --- | --- | 0 | --- | 0 | 0 | --- | --- | --- | --- | 29.915 | 0 | 0 | --- | --- | 68.6 | 20 | 25.9 | 63.8 | 0 | 1 | 0 | 10 |
| 1/25/2019 | 9:00 AM | --- | --- | --- | --- | --- | 0 | --- | 0 | 0 | --- | --- | --- | --- | 29.908 | 0 | 0 | --- | --- | 68.8 | 20 | 26.1 | 64.1 | 0 | 1 | 0 | 10 |
| 1/25/2019 | 9:10 AM | --- | --- | --- | --- | --- | 0 | --- | 0 | 0 | --- | --- | --- | --- | 29.914 | 0 | 0 | --- | --- | 68.6 | 20 | 25.9 | 63.8 | 0 | 1 | 0 | 10 |
| 1/25/2019 | 9:20 AM | --- | --- | --- | --- | --- | 0 | --- | 0 | 0 | --- | --- | --- | --- | 29.912 | 0 | 0 | --- | --- | 68.9 | 20 | 26.1 | 64.2 | 0 | 1 | 0 | 10 |
| 1/25/2019 | 9:30 AM | --- | --- | --- | --- | --- | 0 | --- | 0 | 0 | --- | --- | --- | --- | 29.921 | 0 | 0 | --- | --- | 68.9 | 20 | 26.1 | 64.2 | 0 | 1 | 0 | 10 |
| 1/25/2019 | 9:40 AM | --- | --- | --- | --- | --- | 0 | --- | 0 | 0 | --- | --- | --- | --- | 29.935 | 0 | 0 | --- | --- | 68.9 | 20 | 26.1 | 64.2 | 0 | 1 | 0 | 10 |
| 1/25/2019 | 9:50 AM | --- | --- | --- | --- | --- | 0 | --- | 0 | 0 | --- | --- | --- | --- | 29.945 | 0 | 0 | --- | --- | 68.9 | 19 | 24.9 | 64.1 | 0 | 1 | 0 | 10 |
| 1/25/2019 | 10:00 AM | --- | --- | --- | --- | --- | 0 | --- | 0 | 0 | --- | --- | --- | --- | 29.945 | 0 | 0 | --- | --- | 68.8 | 20 | 26.1 | 64.1 | 0 | 1 | 0 | 10 |
| 1/25/2019 | 10:10 AM | --- | --- | --- | --- | --- | 0 | --- | 0 | 0 | --- | --- | --- | --- | 29.949 | 0 | 0 | --- | --- | 68.8 | 20 | 26.1 | 64.1 | 0 | 1 | 0 | 10 |
| 1/25/2019 | 10:20 AM | --- | --- | --- | --- | --- | 0 | --- | 0 | 0 | --- | --- | --- | --- | 29.957 | 0 | 0 | --- | --- | 68.8 | 20 | 26.1 | 64.1 | 0 | 1 | 0 | 10 |
| 1/25/2019 | 10:30 AM | --- | --- | --- | --- | --- | 0 | --- | 0 | 0 | --- | --- | --- | --- | 29.965 | 0 | 0 | --- | --- | 68.9 | 20 | 26.1 | 64.2 | 0 | 1 | 0 | 10 |
| 1/25/2019 | 10:40 AM | --- | --- | --- | --- | --- | 0 | --- | 0 | 0 | --- | --- | --- | --- | 29.971 | 0 | 0 | --- | --- | 69.3 | 19 | 25.2 | 64.6 | 0 | 1 | 0 | 10 |
| 1/25/2019 | 10:50 AM | --- | --- | --- | --- | --- | 0 | --- | 0 | 0 | --- | --- | --- | --- | 29.977 | 0 | 0 | --- | --- | 69.1 | 20 | 26.3 | 64.4 | 0 | 1 | 0 | 10 |
| 1/25/2019 | 11:00 AM | 21.9 | 22.5 | 21.9 | 92 | 19.9 | 31 | WSW | 5.17 | 46 | WSW | 3.6 | 21.8 | 3.5 | 29.978 | 0 | 0 | 0.299 | 0 | 69.1 | 19 | 25.1 | 64.3 | 36 | 1 | 15.8 | 10 |
| 1/25/2019 | 11:10 AM | 21.2 | 21.9 | 21.2 | 92 | 19.2 | 29 | WSW | 4.83 | 37 | WSW | 3.2 | 21.1 | 3.1 | 29.987 | 0 | 0 | 0.304 | 0 | 69.1 | 19 | 25.1 | 64.3 | 71 | 1 | 31.1 | 10 |
| 1/25/2019 | 11:20 AM | 21.1 | 21.2 | 21.1 | 93 | 19.4 | 24 | WSW | 4 | 35 | WSW | 4.4 | 21 | 4.3 | 29.988 | 0 | 0 | 0.305 | 0 | 69.1 | 19 | 25.1 | 64.3 | 78 | 1 | 34.2 | 10 |
| 1/25/2019 | 11:30 AM | 21.1 | 21.1 | 21 | 93 | 19.4 | 30 | WSW | 5 | 44 | WSW | 2.8 | 21 | 2.7 | 29.993 | 0 | 0 | 0.305 | 0 | 69.1 | 19 | 25.1 | 64.3 | 72 | 1 | 31.6 | 10 |
| 1/25/2019 | 11:40 AM | 21.1 | 21.1 | 21 | 93 | 19.4 | 28 | WSW | 4.67 | 40 | WSW | 3.3 | 21 | 3.2 | 30.002 | 0 | 0 | 0.305 | 0 | 69.1 | 19 | 25.1 | 64.3 | 74 | 1 | 32.5 | 10 |
| 1/25/2019 | 11:50 AM | 21 | 21 | 20.9 | 93 | 19.3 | 31 | WSW | 5.17 | 40 | WSW | 2.4 | 20.9 | 2.3 | 30.008 | 0 | 0 | 0.306 | 0 | 69.1 | 19 | 25.1 | 64.3 | 78 | 1 | 34.2 | 10 |
| 1/25/2019 | 12:00 PM | 20.9 | 20.9 | 20.9 | 93 | 19.2 | 34 | WSW | 5.67 | 47 | WSW | 1.6 | 20.8 | 1.5 | 30.011 | 0 | 0 | 0.306 | 0 | 69.1 | 18 | 23.8 | 64.2 | 56 | 1 | 24.6 | 10 |
| 1/25/2019 | 12:10 PM | 20.5 | 20.8 | 20.5 | 93 | 18.8 | 32 | W | 5.33 | 45 | WSW | 1.5 | 20.4 | 1.4 | 30.011 | 0 | 0 | 0.309 | 0 | 69.1 | 18 | 23.8 | 64.2 | 79 | 1 | 34.6 | 10 |
| 1/25/2019 | 12:20 PM | 20.8 | 20.8 | 20.5 | 92 | 18.8 | 33 | WSW | 5.5 | 40 | WSW | 1.7 | 20.7 | 1.6 | 30.019 | 0 | 0 | 0.307 | 0 | 69.1 | 18 | 23.8 | 64.2 | 89 | 1 | 39 | 10 |
| 1/25/2019 | 12:30 PM | 20.9 | 20.9 | 20.9 | 92 | 18.9 | 30 | WSW | 5 | 40 | W | 2.5 | 20.8 | 2.4 | 30.015 | 0 | 0 | 0.306 | 0 | 70 | 18 | 24.5 | 65.3 | 26 | 1 | 11.4 | 10 |
| 1/25/2019 | 12:40 PM | 20.9 | 21 | 20.9 | 89 | 18.2 | 33 | WSW | 5.5 | 46 | WSW | 1.8 | 20.8 | 1.7 | 30.025 | 0 | 0 | 0.306 | 0 | 69.4 | 18 | 24 | 64.6 | 74 | 1 | 32.5 | 10 |
| 1/25/2019 | 12:50 PM | 21 | 21 | 21 | 89 | 18.3 | 27 | WSW | 4.5 | 29 | WSW | 3.4 | 20.9 | 3.3 | 30.023 | 0 | 0 | 0.306 | 0 | 70.3 | 17 | 23.4 | 65.6 | 7 | 1 | 3.1 | 10 |
| 1/25/2019 | 1:00 PM | 21.4 | 21.4 | 21.3 | 85 | 17.6 | 32 | W | 5.33 | 38 | WSW | 2.7 | 21.2 | 2.5 | 30.033 | 0 | 0 | 0.303 | 0 | 69.6 | 18 | 24.2 | 64.8 | 49 | 1 | 21.5 | 10 |
| 1/25/2019 | 1:10 PM | 21.3 | 21.3 | 21.3 | 85 | 17.5 | 33 | W | 5.5 | 40 | WSW | 2.4 | 21.1 | 2.2 | 30.033 | 0 | 0 | 0.303 | 0 | 70.3 | 17 | 23.4 | 65.6 | 10 | 1 | 4.4 | 10 |
| 1/25/2019 | 1:20 PM | --- | --- | --- | --- | --- | 0 | --- | 0 | 0 | --- | --- | --- | --- | 30.044 | 0 | 0 | --- | --- | 69.6 | 18 | 24.2 | 64.8 | 0 | 1 | 0 | 10 |
| 1/25/2019 | 1:30 PM | --- | --- | --- | --- | --- | 0 | --- | 0 | 0 | --- | --- | --- | --- | 30.047 | 0 | 0 | --- | --- | 69.4 | 18 | 24 | 64.6 | 0 | 1 | 0 | 10 |
| 1/25/2019 | 1:40 PM | --- | --- | --- | --- | --- | 0 | --- | 0 | 0 | --- | --- | --- | --- | 30.049 | 0 | 0 | --- | --- | 69.3 | 17 | 22.6 | 64.4 | 0 | 1 | 0 | 10 |
| 1/25/2019 | 1:50 PM | --- | --- | --- | --- | --- | 0 | --- | 0 | 0 | --- | --- | --- | --- | 30.049 | 0 | 0 | --- | --- | 69.3 | 18 | 23.9 | 64.5 | 0 | 1 | 0 | 10 |

## On-Site Meteorological Data

| Date | Time | Temp Out | Hi Temp | Low Temp | Out Hum | Dew Pt. | Wind Speed | Wind Dir | Wind Run | Hi Speed | Hi Dir | Wind Chill | Heat Index | THW Index | Bar | Rain | Rain Rate | Heat D-D | Cool D-D | In Temp | In Hum | In Dew | In Heat | Wind Samp | Wind Tx | ISS Recept | Arc. Int. |
|---|---|---|---|---|---|---|---|---|---|---|---|---|---|---|---|---|---|---|---|---|---|---|---|---|---|---|---|
| 1/25/2019 | 2:00 PM | --- | --- | --- | --- | --- | 0 | --- | 0 | 0 | --- | --- | --- | --- | 30.051 | 0 | 0 | --- | --- | 69.1 | 18 | 23.8 | 64.2 | 0 | 1 | 0 | 10 |
| 1/25/2019 | 2:10 PM | --- | --- | --- | --- | --- | 0 | --- | 0 | 0 | --- | --- | --- | --- | 30.047 | 0 | 0 | --- | --- | 68.9 | 18 | 23.6 | 64 | 0 | 1 | 0 | 10 |
| 1/25/2019 | 2:20 PM | --- | --- | --- | --- | --- | 0 | --- | 0 | 0 | --- | --- | --- | --- | 30.051 | 0 | 0 | --- | --- | 68.9 | 17 | 22.2 | 63.9 | 0 | 1 | 0 | 10 |
| 1/25/2019 | 2:30 PM | --- | --- | --- | --- | --- | 0 | --- | 0 | 0 | --- | --- | --- | --- | 30.056 | 0 | 0 | --- | --- | 68.9 | 17 | 22.2 | 63.9 | 0 | 1 | 0 | 10 |
| 1/25/2019 | 2:40 PM | --- | --- | --- | --- | --- | 0 | --- | 0 | 0 | --- | --- | --- | --- | 30.06 | 0 | 0 | --- | --- | 69.1 | 17 | 22.4 | 64.1 | 0 | 1 | 0 | 10 |
| 1/25/2019 | 2:50 PM | --- | --- | --- | --- | --- | 0 | --- | 0 | 0 | --- | --- | --- | --- | 30.062 | 0 | 0 | --- | --- | 68.9 | 17 | 22.2 | 63.9 | 0 | 1 | 0 | 10 |
| 1/25/2019 | 3:00 PM | --- | --- | --- | --- | --- | 0 | --- | 0 | 0 | --- | --- | --- | --- | 30.071 | 0 | 0 | --- | --- | 69.1 | 17 | 22.4 | 64.1 | 0 | 1 | 0 | 10 |
| 1/25/2019 | 3:10 PM | --- | --- | --- | --- | --- | 0 | --- | 0 | 0 | --- | --- | --- | --- | 30.072 | 0 | 0 | --- | --- | 68.9 | 17 | 22.2 | 63.9 | 0 | 1 | 0 | 10 |
| 1/25/2019 | 3:20 PM | 22.8 | 22.9 | 22.8 | 67 | 13.5 | 24 | WSW | 4 | 35 | WSW | 6.7 | 22.4 | 6.3 | 30.079 | 0 | 0 | 0.293 | 0 | 68.9 | 17 | 22.2 | 63.9 | 54 | 1 | 23.7 | 10 |
| 1/25/2019 | 3:30 PM | --- | --- | --- | --- | --- | 0 | --- | 0 | 0 | --- | --- | --- | --- | 30.085 | 0 | 0 | --- | --- | 68.9 | 16 | 20.8 | 63.8 | 0 | 1 | 0 | 10 |
| 1/25/2019 | 3:40 PM | --- | --- | --- | --- | --- | 0 | --- | 0 | 0 | --- | --- | --- | --- | 30.088 | 0 | 0 | --- | --- | 68.8 | 16 | 20.7 | 63.7 | 0 | 1 | 0 | 10 |
| 1/25/2019 | 3:50 PM | --- | --- | --- | --- | --- | 0 | --- | 0 | 0 | --- | --- | --- | --- | 30.097 | 0 | 0 | --- | --- | 68.8 | 16 | 20.7 | 63.7 | 0 | 1 | 0 | 10 |
| 1/25/2019 | 4:00 PM | --- | --- | --- | --- | --- | 0 | --- | 0 | 0 | --- | --- | --- | --- | 30.097 | 0 | 0 | --- | --- | 68.6 | 16 | 20.6 | 63.4 | 0 | 1 | 0 | 10 |
| 1/25/2019 | 4:10 PM | --- | --- | --- | --- | --- | 0 | --- | 0 | 0 | --- | --- | --- | --- | 30.099 | 0 | 0 | --- | --- | 68.8 | 16 | 20.7 | 63.7 | 0 | 1 | 0 | 10 |
| 1/25/2019 | 4:20 PM | --- | --- | --- | --- | --- | 0 | --- | 0 | 0 | --- | --- | --- | --- | 30.105 | 0 | 0 | --- | --- | 68.2 | 16 | 20.2 | 62.9 | 0 | 1 | 0 | 10 |
| 1/25/2019 | 4:30 PM | --- | --- | --- | --- | --- | 0 | --- | 0 | 0 | --- | --- | --- | --- | 30.107 | 0 | 0 | --- | --- | 67.9 | 17 | 21.4 | 62.7 | 0 | 1 | 0 | 10 |
| 1/25/2019 | 4:40 PM | --- | --- | --- | --- | --- | 0 | --- | 0 | 0 | --- | --- | --- | --- | 30.113 | 0 | 0 | --- | --- | 68.1 | 16 | 20.2 | 62.8 | 0 | 1 | 0 | 10 |
| 1/25/2019 | 4:50 PM | --- | --- | --- | --- | --- | 0 | --- | 0 | 0 | --- | --- | --- | --- | 30.116 | 0 | 0 | --- | --- | 68.1 | 16 | 20.2 | 62.8 | 0 | 1 | 0 | 10 |
| 1/25/2019 | 5:00 PM | --- | --- | --- | --- | --- | 0 | --- | 0 | 0 | --- | --- | --- | --- | 30.125 | 0 | 0 | --- | --- | 68.1 | 16 | 20.2 | 62.8 | 0 | 1 | 0 | 10 |
| 1/25/2019 | 5:10 PM | --- | --- | --- | --- | --- | 0 | --- | 0 | 0 | --- | --- | --- | --- | 30.126 | 0 | 0 | --- | --- | 67.7 | 16 | 19.8 | 62.4 | 0 | 1 | 0 | 10 |
| 1/25/2019 | 5:20 PM | --- | --- | --- | --- | --- | 0 | --- | 0 | 0 | --- | --- | --- | --- | 30.126 | 0 | 0 | --- | --- | 67.7 | 16 | 19.8 | 62.4 | 0 | 1 | 0 | 10 |
| 1/25/2019 | 5:30 PM | --- | --- | --- | --- | --- | 0 | --- | 0 | 0 | --- | --- | --- | --- | 30.129 | 0 | 0 | --- | --- | 68.1 | 16 | 20.2 | 62.8 | 0 | 1 | 0 | 10 |
| 1/25/2019 | 5:40 PM | --- | --- | --- | --- | --- | 0 | --- | 0 | 0 | --- | --- | --- | --- | 30.126 | 0 | 0 | --- | --- | 67.7 | 16 | 19.8 | 62.4 | 0 | 1 | 0 | 10 |
| 1/25/2019 | 5:50 PM | --- | --- | --- | --- | --- | 0 | --- | 0 | 0 | --- | --- | --- | --- | 30.127 | 0 | 0 | --- | --- | 67.6 | 17 | 21.2 | 62.3 | 0 | 1 | 0 | 10 |
| 1/25/2019 | 6:00 PM | --- | --- | --- | --- | --- | 0 | --- | 0 | 0 | --- | --- | --- | --- | 30.128 | 0 | 0 | --- | --- | 67.6 | 17 | 21.2 | 62.3 | 0 | 1 | 0 | 10 |
| 1/25/2019 | 6:10 PM | --- | --- | --- | --- | --- | 0 | --- | 0 | 0 | --- | --- | --- | --- | 30.132 | 0 | 0 | --- | --- | 67.7 | 16 | 19.8 | 62.4 | 0 | 1 | 0 | 10 |
| 1/25/2019 | 6:20 PM | --- | --- | --- | --- | --- | 0 | --- | 0 | 0 | --- | --- | --- | --- | 30.137 | 0 | 0 | --- | --- | 67.7 | 16 | 19.8 | 62.4 | 0 | 1 | 0 | 10 |
| 1/25/2019 | 6:30 PM | --- | --- | --- | --- | --- | 0 | --- | 0 | 0 | --- | --- | --- | --- | 30.145 | 0 | 0 | --- | --- | 67.4 | 16 | 19.6 | 62 | 0 | 1 | 0 | 10 |
| 1/25/2019 | 6:40 PM | --- | --- | --- | --- | --- | 0 | --- | 0 | 0 | --- | --- | --- | --- | 30.153 | 0 | 0 | --- | --- | 67.7 | 16 | 19.8 | 62.4 | 0 | 1 | 0 | 10 |
| 1/25/2019 | 6:50 PM | --- | --- | --- | --- | --- | 0 | --- | 0 | 0 | --- | --- | --- | --- | 30.156 | 0 | 0 | --- | --- | 67.6 | 16 | 19.8 | 62.3 | 0 | 1 | 0 | 10 |
| 1/25/2019 | 7:00 PM | --- | --- | --- | --- | --- | 0 | --- | 0 | 0 | --- | --- | --- | --- | 30.161 | 0 | 0 | --- | --- | 67.4 | 16 | 19.6 | 62 | 0 | 1 | 0 | 10 |
| 1/25/2019 | 7:10 PM | --- | --- | --- | --- | --- | 0 | --- | 0 | 0 | --- | --- | --- | --- | 30.165 | 0 | 0 | --- | --- | 67.2 | 16 | 19.4 | 61.8 | 0 | 1 | 0 | 10 |
| 1/25/2019 | 7:20 PM | --- | --- | --- | --- | --- | 0 | --- | 0 | 0 | --- | --- | --- | --- | 30.163 | 0 | 0 | --- | --- | 67.6 | 16 | 19.8 | 62.3 | 0 | 1 | 0 | 10 |
| 1/25/2019 | 7:30 PM | --- | --- | --- | --- | --- | 0 | --- | 0 | 0 | --- | --- | --- | --- | 30.163 | 0 | 0 | --- | --- | 67.7 | 16 | 19.8 | 62.4 | 0 | 1 | 0 | 10 |
| 1/25/2019 | 7:40 PM | --- | --- | --- | --- | --- | 0 | --- | 0 | 0 | --- | --- | --- | --- | 30.17 | 0 | 0 | --- | --- | 67.6 | 16 | 19.8 | 62.3 | 0 | 1 | 0 | 10 |
| 1/25/2019 | 7:50 PM | --- | --- | --- | --- | --- | 0 | --- | 0 | 0 | --- | --- | --- | --- | 30.18 | 0 | 0 | --- | --- | 67.7 | 16 | 19.8 | 62.4 | 0 | 1 | 0 | 10 |
| 1/25/2019 | 8:00 PM | --- | --- | --- | --- | --- | 0 | --- | 0 | 0 | --- | --- | --- | --- | 30.185 | 0 | 0 | --- | --- | 67.2 | 16 | 19.4 | 61.8 | 0 | 1 | 0 | 10 |
| 1/25/2019 | 8:10 PM | --- | --- | --- | --- | --- | 0 | --- | 0 | 0 | --- | --- | --- | --- | 30.183 | 0 | 0 | --- | --- | 67.2 | 15 | 17.9 | 61.7 | 0 | 1 | 0 | 10 |
| 1/25/2019 | 8:20 PM | --- | --- | --- | --- | --- | 0 | --- | 0 | 0 | --- | --- | --- | --- | 30.184 | 0 | 0 | --- | --- | 67.7 | 15 | 18.3 | 62.3 | 0 | 1 | 0 | 10 |
| 1/25/2019 | 8:30 PM | --- | --- | --- | --- | --- | 0 | --- | 0 | 0 | --- | --- | --- | --- | 30.187 | 0 | 0 | --- | --- | 67.6 | 15 | 18.3 | 62.2 | 0 | 1 | 0 | 10 |
| 1/25/2019 | 8:40 PM | --- | --- | --- | --- | --- | 0 | --- | 0 | 0 | --- | --- | --- | --- | 30.188 | 0 | 0 | --- | --- | 67.7 | 15 | 18.3 | 62.3 | 0 | 1 | 0 | 10 |
| 1/25/2019 | 8:50 PM | --- | --- | --- | --- | --- | 0 | --- | 0 | 0 | --- | --- | --- | --- | 30.187 | 0 | 0 | --- | --- | 67.7 | 15 | 18.3 | 62.3 | 0 | 1 | 0 | 10 |
| 1/25/2019 | 9:00 PM | --- | --- | --- | --- | --- | 0 | --- | 0 | 0 | --- | --- | --- | --- | 30.189 | 0 | 0 | --- | --- | 67.4 | 15 | 18.1 | 61.9 | 0 | 1 | 0 | 10 |
| 1/25/2019 | 9:10 PM | --- | --- | --- | --- | --- | 0 | --- | 0 | 0 | --- | --- | --- | --- | 30.188 | 0 | 0 | --- | --- | 67.2 | 15 | 17.9 | 61.7 | 0 | 1 | 0 | 10 |
| 1/25/2019 | 9:20 PM | --- | --- | --- | --- | --- | 0 | --- | 0 | 0 | --- | --- | --- | --- | 30.188 | 0 | 0 | --- | --- | 67.2 | 15 | 17.9 | 61.7 | 0 | 1 | 0 | 10 |
| 1/25/2019 | 9:30 PM | --- | --- | --- | --- | --- | 0 | --- | 0 | 0 | --- | --- | --- | --- | 30.192 | 0 | 0 | --- | --- | 67.6 | 15 | 18.3 | 62.2 | 0 | 1 | 0 | 10 |
| 1/25/2019 | 9:40 PM | --- | --- | --- | --- | --- | 0 | --- | 0 | 0 | --- | --- | --- | --- | 30.194 | 0 | 0 | --- | --- | 67.6 | 15 | 18.3 | 62.2 | 0 | 1 | 0 | 10 |
| 1/25/2019 | 9:50 PM | --- | --- | --- | --- | --- | 0 | --- | 0 | 0 | --- | --- | --- | --- | 30.192 | 0 | 0 | --- | --- | 67.7 | 14 | 16.7 | 62.2 | 0 | 1 | 0 | 10 |
| 1/25/2019 | 10:00 PM | --- | --- | --- | --- | --- | 0 | --- | 0 | 0 | --- | --- | --- | --- | 30.195 | 0 | 0 | --- | --- | 67.6 | 14 | 16.6 | 62.1 | 0 | 1 | 0 | 10 |
| 1/25/2019 | 10:10 PM | --- | --- | --- | --- | --- | 0 | --- | 0 | 0 | --- | --- | --- | --- | 30.2 | 0 | 0 | --- | --- | 67.2 | 15 | 17.9 | 61.7 | 0 | 1 | 0 | 10 |
| 1/25/2019 | 10:20 PM | --- | --- | --- | --- | --- | 0 | --- | 0 | 0 | --- | --- | --- | --- | 30.192 | 0 | 0 | --- | --- | 67.2 | 14 | 16.3 | 61.6 | 0 | 1 | 0 | 10 |
| 1/25/2019 | 10:30 PM | --- | --- | --- | --- | --- | 0 | --- | 0 | 0 | --- | --- | --- | --- | 30.186 | 0 | 0 | --- | --- | 67.2 | 14 | 16.3 | 61.6 | 0 | 1 | 0 | 10 |
| 1/25/2019 | 10:40 PM | --- | --- | --- | --- | --- | 0 | --- | 0 | 0 | --- | --- | --- | --- | 30.188 | 0 | 0 | --- | --- | 67.4 | 14 | 16.5 | 61.8 | 0 | 1 | 0 | 10 |
| 1/25/2019 | 10:50 PM | --- | --- | --- | --- | --- | 0 | --- | 0 | 0 | --- | --- | --- | --- | 30.189 | 0 | 0 | --- | --- | 67.4 | 14 | 16.5 | 61.8 | 0 | 1 | 0 | 10 |
| 1/25/2019 | 11:00 PM | --- | --- | --- | --- | --- | 0 | --- | 0 | 0 | --- | --- | --- | --- | 30.182 | 0 | 0 | --- | --- | 67.6 | 14 | 16.6 | 62.1 | 0 | 1 | 0 | 10 |
| 1/25/2019 | 11:10 PM | --- | --- | --- | --- | --- | 0 | --- | 0 | 0 | --- | --- | --- | --- | 30.186 | 0 | 0 | --- | --- | 67.7 | 14 | 16.7 | 62.2 | 0 | 1 | 0 | 10 |
| 1/25/2019 | 11:20 PM | --- | --- | --- | --- | --- | 0 | --- | 0 | 0 | --- | --- | --- | --- | 30.194 | 0 | 0 | --- | --- | 67.1 | 14 | 16.3 | 61.5 | 0 | 1 | 0 | 10 |
| 1/25/2019 | 11:30 PM | --- | --- | --- | --- | --- | 0 | --- | 0 | 0 | --- | --- | --- | --- | 30.196 | 0 | 0 | --- | --- | 67.1 | 14 | 16.3 | 61.5 | 0 | 1 | 0 | 10 |
| 1/25/2019 | 11:40 PM | --- | --- | --- | --- | --- | 0 | --- | 0 | 0 | --- | --- | --- | --- | 30.195 | 0 | 0 | --- | --- | 67.1 | 14 | 16.3 | 61.5 | 0 | 1 | 0 | 10 |
| 1/25/2019 | 11:50 PM | --- | --- | --- | --- | --- | 0 | --- | 0 | 0 | --- | --- | --- | --- | 30.194 | 0 | 0 | --- | --- | 67.2 | 14 | 16.3 | 61.6 | 0 | 1 | 0 | 10 |
| 1/26/2019 | 12:00 AM | --- | --- | --- | --- | --- | 0 | --- | 0 | 0 | --- | --- | --- | --- | 30.192 | 0 | 0 | --- | --- | 67.4 | 14 | 16.5 | 61.8 | 0 | 1 | 0 | 10 |
| 1/26/2019 | 12:10 AM | --- | --- | --- | --- | --- | 0 | --- | 0 | 0 | --- | --- | --- | --- | 30.187 | 0 | 0 | --- | --- | 67.4 | 14 | 16.5 | 61.8 | 0 | 1 | 0 | 10 |

## On-Site Meteorological Data

| Date | Time | Temp Out | Hi Temp | Low Temp | Out Hum | Dew Pt. | Wind Speed | Wind Dir | Wind Run | Hi Speed | Hi Dir | Wind Chill | Heat Index | THW Index | Bar | Rain | Rain Rate | Heat D-D | Cool D-D | In Temp | In Hum | In Dew | In Heat | Wind Samp | Wind Tx | ISS Recept | Arc. Int. |
|---|---|---|---|---|---|---|---|---|---|---|---|---|---|---|---|---|---|---|---|---|---|---|---|---|---|---|---|
| 1/26/2019 | 12:20 AM | --- | --- | --- | --- | --- | 0 | --- | 0 | 0 | --- | --- | --- | --- | 30.194 | 0 | 0 | --- | --- | 67.6 | 14 | 16.6 | 62.1 | 0 | 1 | 0 | 10 |
| 1/26/2019 | 12:30 AM | --- | --- | --- | --- | --- | 0 | --- | 0 | 0 | --- | --- | --- | --- | 30.193 | 0 | 0 | --- | --- | 67.4 | 14 | 16.5 | 61.8 | 0 | 1 | 0 | 10 |
| 1/26/2019 | 12:40 AM | 14.9 | 15 | 14.9 | 68 | 6.2 | 6 | SSW | 1 | 12 | SSW | 5.9 | 14.6 | 5.6 | 30.195 | 0 | 0 | 0.348 | 0 | 67.6 | 14 | 16.6 | 62.1 | 85 | 1 | 37.3 | 10 |
| 1/26/2019 | 12:50 AM | 14.7 | 14.9 | 14.7 | 68 | 6 | 6 | SSW | 1 | 10 | SSW | 5.6 | 14.4 | 5.3 | 30.196 | 0 | 0 | 0.349 | 0 | 67.6 | 13 | 14.9 | 62 | 113 | 1 | 49.6 | 10 |
| 1/26/2019 | 1:00 AM | 14.5 | 14.7 | 14.5 | 68 | 5.9 | 7 | SSW | 1.17 | 10 | SSW | 4.4 | 14.2 | 4.1 | 30.198 | 0 | 0 | 0.351 | 0 | 67.6 | 13 | 14.9 | 62 | 99 | 1 | 43.4 | 10 |
| 1/26/2019 | 1:10 AM | 14.4 | 14.5 | 14.4 | 69 | 6.1 | 8 | SSW | 1.33 | 11 | SW | 3.4 | 14.1 | 3.1 | 30.201 | 0 | 0 | 0.351 | 0 | 67.7 | 13 | 15 | 62.1 | 119 | 1 | 52.2 | 10 |
| 1/26/2019 | 1:20 AM | 14.3 | 14.4 | 14.3 | 69 | 6 | 7 | SSW | 1.17 | 9 | SSW | 4.2 | 14 | 3.9 | 30.204 | 0 | 0 | 0.352 | 0 | 67.7 | 13 | 15 | 62.1 | 116 | 1 | 50.9 | 10 |
| 1/26/2019 | 1:30 AM | 14.3 | 14.3 | 14.2 | 69 | 6 | 8 | SSW | 1.33 | 12 | SW | 3.3 | 14 | 3 | 30.2 | 0 | 0 | 0.352 | 0 | 67.7 | 13 | 15 | 62.1 | 123 | 1 | 53.9 | 10 |
| 1/26/2019 | 1:40 AM | 14.3 | 14.4 | 14.3 | 69 | 6 | 7 | SSW | 1.17 | 9 | SSW | 4.2 | 14 | 3.9 | 30.204 | 0 | 0 | 0.352 | 0 | 67.9 | 13 | 15.2 | 62.3 | 113 | 1 | 49.6 | 10 |
| 1/26/2019 | 1:50 AM | 14.2 | 14.2 | 14.2 | 69 | 5.9 | 8 | SSW | 1.33 | 14 | SW | 3.2 | 13.9 | 2.9 | 30.204 | 0 | 0 | 0.353 | 0 | 67.9 | 13 | 15.2 | 62.3 | 106 | 1 | 46.5 | 10 |
| 1/26/2019 | 2:00 AM | 14.2 | 14.3 | 14.2 | 70 | 6.2 | 9 | SW | 1.5 | 11 | SW | 2.4 | 13.9 | 2.1 | 30.205 | 0 | 0 | 0.353 | 0 | 67.9 | 13 | 15.2 | 62.3 | 119 | 1 | 52.2 | 10 |
| 1/26/2019 | 2:10 AM | 14.1 | 14.2 | 14.1 | 70 | 6.1 | 7 | SSW | 1.17 | 9 | SW | 3.9 | 13.8 | 3.6 | 30.209 | 0 | 0 | 0.353 | 0 | 67.9 | 13 | 15.2 | 62.3 | 120 | 1 | 52.6 | 10 |
| 1/26/2019 | 2:20 AM | 13.8 | 14.1 | 13.8 | 69 | 5.5 | 5 | S | 0.83 | 7 | SSW | 5.7 | 13.5 | 5.4 | 30.21 | 0 | 0 | 0.356 | 0 | 67.9 | 13 | 15.2 | 62.3 | 122 | 1 | 53.5 | 10 |
| 1/26/2019 | 2:30 AM | 13.6 | 13.8 | 13.6 | 69 | 5.3 | 4 | SSE | 0.67 | 6 | S | 6.8 | 13.3 | 6.5 | 30.212 | 0 | 0 | 0.357 | 0 | 67.9 | 13 | 15.2 | 62.3 | 116 | 1 | 50.9 | 10 |
| 1/26/2019 | 2:40 AM | 13.3 | 13.6 | 13.3 | 70 | 5.3 | 5 | S | 0.83 | 8 | S | 5.1 | 13 | 4.8 | 30.214 | 0 | 0 | 0.359 | 0 | 67.9 | 13 | 15.2 | 62.3 | 132 | 1 | 57.9 | 10 |
| 1/26/2019 | 2:50 AM | 13.2 | 13.3 | 13.2 | 70 | 5.2 | 5 | S | 0.83 | 9 | S | 5 | 12.9 | 4.7 | 30.22 | 0 | 0 | 0.36 | 0 | 67.9 | 13 | 15.2 | 62.3 | 129 | 1 | 56.6 | 10 |
| 1/26/2019 | 3:00 AM | 13.1 | 13.2 | 13.1 | 70 | 5.1 | 5 | S | 0.83 | 7 | SSW | 4.9 | 12.8 | 4.6 | 30.213 | 0 | 0 | 0.36 | 0 | 67.9 | 13 | 15.2 | 62.3 | 118 | 1 | 51.8 | 10 |
| 1/26/2019 | 3:10 AM | 12.9 | 13.1 | 12.9 | 70 | 5 | 6 | S | 1 | 8 | S | 3.5 | 12.6 | 3.2 | 30.221 | 0 | 0 | 0.362 | 0 | 67.9 | 13 | 15.2 | 62.3 | 125 | 1 | 54.8 | 10 |
| 1/26/2019 | 3:20 AM | 12.9 | 12.9 | 12.9 | 71 | 5.3 | 6 | S | 1 | 9 | S | 3.5 | 12.6 | 3.2 | 30.215 | 0 | 0 | 0.362 | 0 | 68.1 | 13 | 15.3 | 62.5 | 126 | 1 | 55.3 | 10 |
| 1/26/2019 | 3:30 AM | 12.6 | 12.9 | 12.6 | 70 | 4.7 | 5 | SSE | 0.83 | 6 | SSE | 4.3 | 12.3 | 4 | 30.217 | 0 | 0 | 0.364 | 0 | 67.9 | 13 | 15.2 | 62.3 | 115 | 1 | 50.4 | 10 |
| 1/26/2019 | 3:40 AM | 12.2 | 12.6 | 12.2 | 70 | 4.3 | 5 | SSE | 0.83 | 7 | SSE | 3.8 | 12 | 3.6 | 30.218 | 0 | 0 | 0.367 | 0 | 67.9 | 13 | 15.2 | 62.3 | 132 | 1 | 57.9 | 10 |
| 1/26/2019 | 3:50 AM | 11.9 | 12.2 | 11.9 | 70 | 4 | 5 | SSE | 0.83 | 7 | SSE | 3.5 | 11.7 | 3.3 | 30.223 | 0 | 0 | 0.369 | 0 | 67.9 | 13 | 15.2 | 62.3 | 123 | 1 | 53.9 | 10 |
| 1/26/2019 | 4:00 AM | 11.8 | 11.9 | 11.8 | 71 | 4.2 | 6 | SSE | 1 | 8 | S | 2.2 | 11.6 | 2 | 30.218 | 0 | 0 | 0.369 | 0 | 67.9 | 13 | 15.2 | 62.3 | 126 | 1 | 55.3 | 10 |
| 1/26/2019 | 4:10 AM | 11.8 | 11.9 | 11.8 | 71 | 4.2 | 5 | SSE | 0.83 | 8 | S | 3.3 | 11.6 | 3.1 | 30.221 | 0 | 0 | 0.369 | 0 | 68.1 | 13 | 15.3 | 62.5 | 123 | 1 | 53.9 | 10 |
| 1/26/2019 | 4:20 AM | 11.8 | 11.8 | 11.7 | 71 | 4.2 | 6 | SSE | 1 | 12 | S | 2.2 | 11.6 | 2 | 30.227 | 0 | 0 | 0.369 | 0 | 68.4 | 12 | 13.7 | 62.7 | 63 | 1 | 27.6 | 10 |
| 1/26/2019 | 4:30 AM | --- | --- | --- | --- | --- | 0 | --- | 0 | 0 | --- | --- | --- | --- | 30.232 | 0 | 0 | --- | --- | 68.1 | 12 | 13.5 | 62.4 | 0 | 1 | 0 | 10 |
| 1/26/2019 | 4:40 AM | --- | --- | --- | --- | --- | 0 | --- | 0 | 0 | --- | --- | --- | --- | 30.233 | 0 | 0 | --- | --- | 67.9 | 12 | 13.3 | 62.1 | 0 | 1 | 0 | 10 |
| 1/26/2019 | 4:50 AM | --- | --- | --- | --- | --- | 0 | --- | 0 | 0 | --- | --- | --- | --- | 30.233 | 0 | 0 | --- | --- | 68.1 | 12 | 13.5 | 62.4 | 0 | 1 | 0 | 10 |
| 1/26/2019 | 5:00 AM | --- | --- | --- | --- | --- | 0 | --- | 0 | 0 | --- | --- | --- | --- | 30.233 | 0 | 0 | --- | --- | 68.4 | 12 | 13.7 | 62.7 | 0 | 1 | 0 | 10 |
| 1/26/2019 | 5:10 AM | --- | --- | --- | --- | --- | 0 | --- | 0 | 0 | --- | --- | --- | --- | 30.235 | 0 | 0 | --- | --- | 68.1 | 12 | 13.5 | 62.4 | 0 | 1 | 0 | 10 |
| 1/26/2019 | 5:20 AM | --- | --- | --- | --- | --- | 0 | --- | 0 | 0 | --- | --- | --- | --- | 30.235 | 0 | 0 | --- | --- | 68.1 | 12 | 13.5 | 62.4 | 0 | 1 | 0 | 10 |
| 1/26/2019 | 5:30 AM | --- | --- | --- | --- | --- | 0 | --- | 0 | 0 | --- | --- | --- | --- | 30.236 | 0 | 0 | --- | --- | 68.1 | 12 | 13.5 | 62.4 | 0 | 1 | 0 | 10 |
| 1/26/2019 | 5:40 AM | 14.7 | 14.7 | 14.6 | 75 | 8.2 | 11 | SW | 1.83 | 16 | SW | 1.6 | 14.5 | 1.4 | 30.241 | 0 | 0 | 0.349 | 0 | 68.1 | 12 | 13.5 | 62.4 | 106 | 1 | 46.5 | 10 |
| 1/26/2019 | 5:50 AM | 14.8 | 14.8 | 14.7 | 75 | 8.3 | 10 | SSW | 1.67 | 13 | SSW | 2.4 | 14.6 | 2.2 | 30.242 | 0 | 0 | 0.349 | 0 | 68.1 | 12 | 13.5 | 62.4 | 122 | 1 | 53.5 | 10 |
| 1/26/2019 | 6:00 AM | 14.7 | 14.8 | 14.7 | 75 | 8.2 | 10 | S | 1.67 | 14 | S | 2.3 | 14.5 | 2.1 | 30.241 | 0 | 0 | 0.349 | 0 | 68.2 | 12 | 13.6 | 62.5 | 91 | 1 | 39.9 | 10 |
| 1/26/2019 | 6:10 AM | --- | --- | --- | --- | --- | 0 | --- | 0 | 0 | --- | --- | --- | --- | 30.244 | 0 | 0 | --- | --- | 68.1 | 12 | 13.5 | 62.4 | 0 | 1 | 0 | 10 |
| 1/26/2019 | 6:20 AM | --- | --- | --- | --- | --- | 0 | --- | 0 | 0 | --- | --- | --- | --- | 30.248 | 0 | 0 | --- | --- | 68.1 | 12 | 13.5 | 62.4 | 0 | 1 | 0 | 10 |
| 1/26/2019 | 6:30 AM | --- | --- | --- | --- | --- | 0 | --- | 0 | 0 | --- | --- | --- | --- | 30.247 | 0 | 0 | --- | --- | 68.2 | 12 | 13.6 | 62.5 | 0 | 1 | 0 | 10 |
| 1/26/2019 | 6:40 AM | --- | --- | --- | --- | --- | 0 | --- | 0 | 0 | --- | --- | --- | --- | 30.252 | 0 | 0 | --- | --- | 68.1 | 12 | 13.5 | 62.4 | 0 | 1 | 0 | 10 |
| 1/26/2019 | 6:50 AM | --- | --- | --- | --- | --- | 0 | --- | 0 | 0 | --- | --- | --- | --- | 30.257 | 0 | 0 | --- | --- | 68.2 | 12 | 13.6 | 62.5 | 0 | 1 | 0 | 10 |
| 1/26/2019 | 7:00 AM | --- | --- | --- | --- | --- | 0 | --- | 0 | 0 | --- | --- | --- | --- | 30.264 | 0 | 0 | --- | --- | 68.4 | 12 | 13.7 | 62.7 | 0 | 1 | 0 | 10 |
| 1/26/2019 | 7:10 AM | --- | --- | --- | --- | --- | 0 | --- | 0 | 0 | --- | --- | --- | --- | 30.266 | 0 | 0 | --- | --- | 68.1 | 12 | 13.5 | 62.4 | 0 | 1 | 0 | 10 |
| 1/26/2019 | 7:20 AM | --- | --- | --- | --- | --- | 0 | --- | 0 | 0 | --- | --- | --- | --- | 30.271 | 0 | 0 | --- | --- | 68.2 | 12 | 13.6 | 62.5 | 0 | 1 | 0 | 10 |
| 1/26/2019 | 7:30 AM | --- | --- | --- | --- | --- | 0 | --- | 0 | 0 | --- | --- | --- | --- | 30.273 | 0 | 0 | --- | --- | 68.2 | 12 | 13.6 | 62.5 | 0 | 1 | 0 | 10 |
| 1/26/2019 | 7:40 AM | --- | --- | --- | --- | --- | 0 | --- | 0 | 0 | --- | --- | --- | --- | 30.277 | 0 | 0 | --- | --- | 68.2 | 12 | 13.6 | 62.5 | 0 | 1 | 0 | 10 |
| 1/26/2019 | 7:50 AM | --- | --- | --- | --- | --- | 0 | --- | 0 | 0 | --- | --- | --- | --- | 30.279 | 0 | 0 | --- | --- | 68.4 | 12 | 13.7 | 62.7 | 0 | 1 | 0 | 10 |
| 1/26/2019 | 8:00 AM | --- | --- | --- | --- | --- | 0 | --- | 0 | 0 | --- | --- | --- | --- | 30.277 | 0 | 0 | --- | --- | 68.2 | 12 | 13.6 | 62.5 | 0 | 1 | 0 | 10 |
| 1/26/2019 | 8:10 AM | --- | --- | --- | --- | --- | 0 | --- | 0 | 0 | --- | --- | --- | --- | 30.279 | 0 | 0 | --- | --- | 68.4 | 12 | 13.7 | 62.7 | 0 | 1 | 0 | 10 |
| 1/26/2019 | 8:20 AM | --- | --- | --- | --- | --- | 0 | --- | 0 | 0 | --- | --- | --- | --- | 30.286 | 0 | 0 | --- | --- | 68.4 | 12 | 13.7 | 62.7 | 0 | 1 | 0 | 10 |
| 1/26/2019 | 8:30 AM | --- | --- | --- | --- | --- | 0 | --- | 0 | 0 | --- | --- | --- | --- | 30.287 | 0 | 0 | --- | --- | 68.4 | 12 | 13.7 | 62.7 | 0 | 1 | 0 | 10 |
| 1/26/2019 | 8:40 AM | --- | --- | --- | --- | --- | 0 | --- | 0 | 0 | --- | --- | --- | --- | 30.292 | 0 | 0 | --- | --- | 68.6 | 12 | 13.9 | 63 | 0 | 1 | 0 | 10 |
| 1/26/2019 | 8:50 AM | --- | --- | --- | --- | --- | 0 | --- | 0 | 0 | --- | --- | --- | --- | 30.288 | 0 | 0 | --- | --- | 68.6 | 12 | 13.9 | 63 | 0 | 1 | 0 | 10 |
| 1/26/2019 | 9:00 AM | --- | --- | --- | --- | --- | 0 | --- | 0 | 0 | --- | --- | --- | --- | 30.286 | 0 | 0 | --- | --- | 68.9 | 12 | 14.1 | 63.4 | 0 | 1 | 0 | 10 |
| 1/26/2019 | 9:10 AM | --- | --- | --- | --- | --- | 0 | --- | 0 | 0 | --- | --- | --- | --- | 30.287 | 0 | 0 | --- | --- | 68.8 | 12 | 14.1 | 63.2 | 0 | 1 | 0 | 10 |
| 1/26/2019 | 9:20 AM | --- | --- | --- | --- | --- | 0 | --- | 0 | 0 | --- | --- | --- | --- | 30.289 | 0 | 0 | --- | --- | 68.9 | 12 | 14.1 | 63.4 | 0 | 1 | 0 | 10 |
| 1/26/2019 | 9:30 AM | --- | --- | --- | --- | --- | 0 | --- | 0 | 0 | --- | --- | --- | --- | 30.291 | 0 | 0 | --- | --- | 69.1 | 12 | 14.3 | 63.6 | 0 | 1 | 0 | 10 |
| 1/26/2019 | 9:40 AM | --- | --- | --- | --- | --- | 0 | --- | 0 | 0 | --- | --- | --- | --- | 30.29 | 0 | 0 | --- | --- | 69.3 | 12 | 14.4 | 63.9 | 0 | 1 | 0 | 10 |
| 1/26/2019 | 9:50 AM | --- | --- | --- | --- | --- | 0 | --- | 0 | 0 | --- | --- | --- | --- | 30.292 | 0 | 0 | --- | --- | 69.4 | 12 | 14.5 | 64 | 0 | 1 | 0 | 10 |
| 1/26/2019 | 10:00 AM | --- | --- | --- | --- | --- | 0 | --- | 0 | 0 | --- | --- | --- | --- | 30.292 | 0 | 0 | --- | --- | 69.3 | 12 | 14.4 | 63.9 | 0 | 1 | 0 | 10 |
| 1/26/2019 | 10:10 AM | --- | --- | --- | --- | --- | 0 | --- | 0 | 0 | --- | --- | --- | --- | 30.295 | 0 | 0 | --- | --- | 69.4 | 12 | 14.5 | 64 | 0 | 1 | 0 | 10 |
| 1/26/2019 | 10:20 AM | --- | --- | --- | --- | --- | 0 | --- | 0 | 0 | --- | --- | --- | --- | 30.297 | 0 | 0 | --- | --- | 69.4 | 12 | 14.5 | 64 | 0 | 1 | 0 | 10 |
| 1/26/2019 | 10:30 AM | --- | --- | --- | --- | --- | 0 | --- | 0 | 0 | --- | --- | --- | --- | 30.3 | 0 | 0 | --- | --- | 69.6 | 12 | 14.7 | 64.2 | 0 | 1 | 0 | 10 |

## On-Site Meteorological Data

| Date | Time | Temp Out | Hi Temp | Low Temp | Out Hum | Dew Pt. | Wind Speed | Wind Dir | Wind Run | Hi Speed | Hi Dir | Wind Chill | Heat Index | THW Index | Bar | Rain | Rain Rate | Heat D-D | Cool D-D | In Temp | In Hum | In Dew | In Heat | Wind Samp | Wind Tx | ISS Recept | Arc. Int. |
|---|---|---|---|---|---|---|---|---|---|---|---|---|---|---|---|---|---|---|---|---|---|---|---|---|---|---|---|
| 1/26/2019 | 10:40 AM | --- | --- | --- | --- | --- | 0 | --- | 0 | 0 | --- | --- | --- | --- | 30.301 | 0 | 0 | --- | --- | 69.4 | 12 | 14.5 | 64 | 0 | 1 | 0 | 10 |
| 1/26/2019 | 10:50 AM | --- | --- | --- | --- | --- | 0 | --- | 0 | 0 | --- | --- | --- | --- | 30.304 | 0 | 0 | --- | --- | 69.3 | 12 | 14.4 | 63.9 | 0 | 1 | 0 | 10 |
| 1/26/2019 | 11:00 AM | --- | --- | --- | --- | --- | 0 | --- | 0 | 0 | --- | --- | --- | --- | 30.303 | 0 | 0 | --- | --- | 69.6 | 12 | 14.7 | 64.2 | 0 | 1 | 0 | 10 |
| 1/26/2019 | 11:10 AM | --- | --- | --- | --- | --- | 0 | --- | 0 | 0 | --- | --- | --- | --- | 30.303 | 0 | 0 | --- | --- | 69.6 | 12 | 14.7 | 64.2 | 0 | 1 | 0 | 10 |
| 1/26/2019 | 11:20 AM | --- | --- | --- | --- | --- | 0 | --- | 0 | 0 | --- | --- | --- | --- | 30.3 | 0 | 0 | --- | --- | 69.8 | 12 | 14.8 | 64.5 | 0 | 1 | 0 | 10 |
| 1/26/2019 | 11:30 AM | --- | --- | --- | --- | --- | 0 | --- | 0 | 0 | --- | --- | --- | --- | 30.3 | 0 | 0 | --- | --- | 69.6 | 12 | 14.7 | 64.2 | 0 | 1 | 0 | 10 |
| 1/26/2019 | 11:40 AM | --- | --- | --- | --- | --- | 0 | --- | 0 | 0 | --- | --- | --- | --- | 30.296 | 0 | 0 | --- | --- | 69.4 | 12 | 14.5 | 64 | 0 | 1 | 0 | 10 |
| 1/26/2019 | 11:50 AM | --- | --- | --- | --- | --- | 0 | --- | 0 | 0 | --- | --- | --- | --- | 30.291 | 0 | 0 | --- | --- | 69.4 | 12 | 14.5 | 64 | 0 | 1 | 0 | 10 |
| 1/26/2019 | 12:00 PM | --- | --- | --- | --- | --- | 0 | --- | 0 | 0 | --- | --- | --- | --- | 30.283 | 0 | 0 | --- | --- | 69.3 | 12 | 14.4 | 63.9 | 0 | 1 | 0 | 10 |
| 1/26/2019 | 12:10 PM | --- | --- | --- | --- | --- | 0 | --- | 0 | 0 | --- | --- | --- | --- | 30.279 | 0 | 0 | --- | --- | 69.6 | 12 | 14.7 | 64.2 | 0 | 1 | 0 | 10 |
| 1/26/2019 | 12:20 PM | --- | --- | --- | --- | --- | 0 | --- | 0 | 0 | --- | --- | --- | --- | 30.275 | 0 | 0 | --- | --- | 69.4 | 12 | 14.5 | 64 | 0 | 1 | 0 | 10 |
| 1/26/2019 | 12:30 PM | --- | --- | --- | --- | --- | 0 | --- | 0 | 0 | --- | --- | --- | --- | 30.27 | 0 | 0 | --- | --- | 69.3 | 12 | 14.4 | 63.9 | 0 | 1 | 0 | 10 |
| 1/26/2019 | 12:40 PM | --- | --- | --- | --- | --- | 0 | --- | 0 | 0 | --- | --- | --- | --- | 30.266 | 0 | 0 | --- | --- | 69.3 | 12 | 14.4 | 63.9 | 0 | 1 | 0 | 10 |
| 1/26/2019 | 12:50 PM | --- | --- | --- | --- | --- | 0 | --- | 0 | 0 | --- | --- | --- | --- | 30.264 | 0 | 0 | --- | --- | 68.9 | 12 | 14.1 | 63.4 | 0 | 1 | 0 | 10 |
| 1/26/2019 | 1:00 PM | --- | --- | --- | --- | --- | 0 | --- | 0 | 0 | --- | --- | --- | --- | 30.261 | 0 | 0 | --- | --- | 68.8 | 12 | 14.1 | 63.2 | 0 | 1 | 0 | 10 |
| 1/26/2019 | 1:10 PM | --- | --- | --- | --- | --- | 0 | --- | 0 | 0 | --- | --- | --- | --- | 30.258 | 0 | 0 | --- | --- | 68.6 | 12 | 13.9 | 63 | 0 | 1 | 0 | 10 |
| 1/26/2019 | 1:20 PM | --- | --- | --- | --- | --- | 0 | --- | 0 | 0 | --- | --- | --- | --- | 30.258 | 0 | 0 | --- | --- | 68.4 | 12 | 13.7 | 62.7 | 0 | 1 | 0 | 10 |
| 1/26/2019 | 1:30 PM | --- | --- | --- | --- | --- | 0 | --- | 0 | 0 | --- | --- | --- | --- | 30.26 | 0 | 0 | --- | --- | 68.4 | 12 | 13.7 | 62.7 | 0 | 1 | 0 | 10 |
| 1/26/2019 | 1:40 PM | --- | --- | --- | --- | --- | 0 | --- | 0 | 0 | --- | --- | --- | --- | 30.257 | 0 | 0 | --- | --- | 68.1 | 12 | 13.5 | 62.4 | 0 | 1 | 0 | 10 |
| 1/26/2019 | 1:50 PM | --- | --- | --- | --- | --- | 0 | --- | 0 | 0 | --- | --- | --- | --- | 30.255 | 0 | 0 | --- | --- | 68.1 | 12 | 13.5 | 62.4 | 0 | 1 | 0 | 10 |
| 1/26/2019 | 2:00 PM | --- | --- | --- | --- | --- | 0 | --- | 0 | 0 | --- | --- | --- | --- | 30.252 | 0 | 0 | --- | --- | 67.9 | 12 | 13.3 | 62.1 | 0 | 1 | 0 | 10 |
| 1/26/2019 | 2:10 PM | --- | --- | --- | --- | --- | 0 | --- | 0 | 0 | --- | --- | --- | --- | 30.252 | 0 | 0 | --- | --- | 67.9 | 12 | 13.3 | 62.1 | 0 | 1 | 0 | 10 |
| 1/26/2019 | 2:20 PM | --- | --- | --- | --- | --- | 0 | --- | 0 | 0 | --- | --- | --- | --- | 30.249 | 0 | 0 | --- | --- | 67.9 | 12 | 13.3 | 62.1 | 0 | 1 | 0 | 10 |
| 1/26/2019 | 2:30 PM | --- | --- | --- | --- | --- | 0 | --- | 0 | 0 | --- | --- | --- | --- | 30.247 | 0 | 0 | --- | --- | 68.2 | 12 | 13.6 | 62.5 | 0 | 1 | 0 | 10 |
| 1/26/2019 | 2:40 PM | --- | --- | --- | --- | --- | 0 | --- | 0 | 0 | --- | --- | --- | --- | 30.245 | 0 | 0 | --- | --- | 68.4 | 12 | 13.7 | 62.7 | 0 | 1 | 0 | 10 |
| 1/26/2019 | 2:50 PM | --- | --- | --- | --- | --- | 0 | --- | 0 | 0 | --- | --- | --- | --- | 30.244 | 0 | 0 | --- | --- | 68.4 | 12 | 13.7 | 62.7 | 0 | 1 | 0 | 10 |
| 1/26/2019 | 3:00 PM | --- | --- | --- | --- | --- | 0 | --- | 0 | 0 | --- | --- | --- | --- | 30.239 | 0 | 0 | --- | --- | 68.6 | 12 | 13.9 | 63 | 0 | 1 | 0 | 10 |
| 1/26/2019 | 3:10 PM | --- | --- | --- | --- | --- | 0 | --- | 0 | 0 | --- | --- | --- | --- | 30.241 | 0 | 0 | --- | --- | 68.2 | 12 | 13.6 | 62.5 | 0 | 1 | 0 | 10 |
| 1/26/2019 | 3:20 PM | --- | --- | --- | --- | --- | 0 | --- | 0 | 0 | --- | --- | --- | --- | 30.233 | 0 | 0 | --- | --- | 68.2 | 12 | 13.6 | 62.5 | 0 | 1 | 0 | 10 |
| 1/26/2019 | 3:30 PM | --- | --- | --- | --- | --- | 0 | --- | 0 | 0 | --- | --- | --- | --- | 30.238 | 0 | 0 | --- | --- | 68.8 | 12 | 14.1 | 63.2 | 0 | 1 | 0 | 10 |
| 1/26/2019 | 3:40 PM | --- | --- | --- | --- | --- | 0 | --- | 0 | 0 | --- | --- | --- | --- | 30.242 | 0 | 0 | --- | --- | 68.4 | 12 | 13.7 | 62.7 | 0 | 1 | 0 | 10 |
| 1/26/2019 | 3:50 PM | --- | --- | --- | --- | --- | 0 | --- | 0 | 0 | --- | --- | --- | --- | 30.243 | 0 | 0 | --- | --- | 68.2 | 12 | 13.6 | 62.5 | 0 | 1 | 0 | 10 |
| 1/26/2019 | 4:00 PM | --- | --- | --- | --- | --- | 0 | --- | 0 | 0 | --- | --- | --- | --- | 30.242 | 0 | 0 | --- | --- | 68.2 | 13 | 15.4 | 62.6 | 0 | 1 | 0 | 10 |
| 1/26/2019 | 4:10 PM | --- | --- | --- | --- | --- | 0 | --- | 0 | 0 | --- | --- | --- | --- | 30.24 | 0 | 0 | --- | --- | 68.4 | 13 | 15.6 | 62.9 | 0 | 1 | 0 | 10 |
| 1/26/2019 | 4:20 PM | --- | --- | --- | --- | --- | 0 | --- | 0 | 0 | --- | --- | --- | --- | 30.235 | 0 | 0 | --- | --- | 68.6 | 12 | 13.9 | 63 | 0 | 1 | 0 | 10 |
| 1/26/2019 | 4:30 PM | --- | --- | --- | --- | --- | 0 | --- | 0 | 0 | --- | --- | --- | --- | 30.238 | 0 | 0 | --- | --- | 68.1 | 13 | 15.3 | 62.5 | 0 | 1 | 0 | 10 |
| 1/26/2019 | 4:40 PM | --- | --- | --- | --- | --- | 0 | --- | 0 | 0 | --- | --- | --- | --- | 30.234 | 0 | 0 | --- | --- | 68.2 | 13 | 15.4 | 62.6 | 0 | 1 | 0 | 10 |
| 1/26/2019 | 4:50 PM | --- | --- | --- | --- | --- | 0 | --- | 0 | 0 | --- | --- | --- | --- | 30.226 | 0 | 0 | --- | --- | 68.2 | 13 | 15.4 | 62.6 | 0 | 1 | 0 | 10 |
| 1/26/2019 | 5:00 PM | --- | --- | --- | --- | --- | 0 | --- | 0 | 0 | --- | --- | --- | --- | 30.228 | 0 | 0 | --- | --- | 68.2 | 13 | 15.4 | 62.6 | 0 | 1 | 0 | 10 |
| 1/26/2019 | 5:10 PM | --- | --- | --- | --- | --- | 0 | --- | 0 | 0 | --- | --- | --- | --- | 30.229 | 0 | 0 | --- | --- | 67.9 | 13 | 15.2 | 62.3 | 0 | 1 | 0 | 10 |
| 1/26/2019 | 5:20 PM | --- | --- | --- | --- | --- | 0 | --- | 0 | 0 | --- | --- | --- | --- | 30.232 | 0 | 0 | --- | --- | 68.1 | 13 | 15.3 | 62.5 | 0 | 1 | 0 | 10 |
| 1/26/2019 | 5:30 PM | --- | --- | --- | --- | --- | 0 | --- | 0 | 0 | --- | --- | --- | --- | 30.229 | 0 | 0 | --- | --- | 68.2 | 13 | 15.4 | 62.6 | 0 | 1 | 0 | 10 |
| 1/26/2019 | 5:40 PM | --- | --- | --- | --- | --- | 0 | --- | 0 | 0 | --- | --- | --- | --- | 30.229 | 0 | 0 | --- | --- | 68.1 | 13 | 15.3 | 62.5 | 0 | 1 | 0 | 10 |
| 1/26/2019 | 5:50 PM | --- | --- | --- | --- | --- | 0 | --- | 0 | 0 | --- | --- | --- | --- | 30.228 | 0 | 0 | --- | --- | 68.4 | 13 | 15.6 | 62.9 | 0 | 1 | 0 | 10 |
| 1/26/2019 | 6:00 PM | --- | --- | --- | --- | --- | 0 | --- | 0 | 0 | --- | --- | --- | --- | 30.231 | 0 | 0 | --- | --- | 68.4 | 13 | 15.6 | 62.9 | 0 | 1 | 0 | 10 |
| 1/26/2019 | 6:10 PM | --- | --- | --- | --- | --- | 0 | --- | 0 | 0 | --- | --- | --- | --- | 30.235 | 0 | 0 | --- | --- | 68.1 | 13 | 15.3 | 62.5 | 0 | 1 | 0 | 10 |
| 1/26/2019 | 6:20 PM | --- | --- | --- | --- | --- | 0 | --- | 0 | 0 | --- | --- | --- | --- | 30.232 | 0 | 0 | --- | --- | 68.1 | 14 | 17 | 62.6 | 0 | 1 | 0 | 10 |
| 1/26/2019 | 6:30 PM | --- | --- | --- | --- | --- | 0 | --- | 0 | 0 | --- | --- | --- | --- | 30.23 | 0 | 0 | --- | --- | 67.9 | 14 | 16.9 | 62.4 | 0 | 1 | 0 | 10 |
| 1/26/2019 | 6:40 PM | --- | --- | --- | --- | --- | 0 | --- | 0 | 0 | --- | --- | --- | --- | 30.228 | 0 | 0 | --- | --- | 68.2 | 14 | 17.1 | 62.7 | 0 | 1 | 0 | 10 |
| 1/26/2019 | 6:50 PM | --- | --- | --- | --- | --- | 0 | --- | 0 | 0 | --- | --- | --- | --- | 30.228 | 0 | 0 | --- | --- | 68.1 | 14 | 17 | 62.6 | 0 | 1 | 0 | 10 |
| 1/26/2019 | 7:00 PM | --- | --- | --- | --- | --- | 0 | --- | 0 | 0 | --- | --- | --- | --- | 30.229 | 0 | 0 | --- | --- | 67.7 | 14 | 16.7 | 62.2 | 0 | 1 | 0 | 10 |
| 1/26/2019 | 7:10 PM | --- | --- | --- | --- | --- | 0 | --- | 0 | 0 | --- | --- | --- | --- | 30.227 | 0 | 0 | --- | --- | 67.9 | 13 | 15.2 | 62.3 | 0 | 1 | 0 | 10 |
| 1/26/2019 | 7:20 PM | --- | --- | --- | --- | --- | 0 | --- | 0 | 0 | --- | --- | --- | --- | 30.227 | 0 | 0 | --- | --- | 68.1 | 13 | 15.3 | 62.5 | 0 | 1 | 0 | 10 |
| 1/26/2019 | 7:30 PM | --- | --- | --- | --- | --- | 0 | --- | 0 | 0 | --- | --- | --- | --- | 30.22 | 0 | 0 | --- | --- | 68.1 | 13 | 15.3 | 62.5 | 0 | 1 | 0 | 10 |
| 1/26/2019 | 7:40 PM | --- | --- | --- | --- | --- | 0 | --- | 0 | 0 | --- | --- | --- | --- | 30.22 | 0 | 0 | --- | --- | 67.6 | 13 | 14.9 | 62 | 0 | 1 | 0 | 10 |
| 1/26/2019 | 7:50 PM | --- | --- | --- | --- | --- | 0 | --- | 0 | 0 | --- | --- | --- | --- | 30.219 | 0 | 0 | --- | --- | 67.7 | 13 | 15 | 62.1 | 0 | 1 | 0 | 10 |
| 1/26/2019 | 8:00 PM | --- | --- | --- | --- | --- | 0 | --- | 0 | 0 | --- | --- | --- | --- | 30.214 | 0 | 0 | --- | --- | 67.9 | 13 | 15.2 | 62.3 | 0 | 1 | 0 | 10 |
| 1/26/2019 | 8:10 PM | --- | --- | --- | --- | --- | 0 | --- | 0 | 0 | --- | --- | --- | --- | 30.216 | 0 | 0 | --- | --- | 67.9 | 13 | 15.2 | 62.3 | 0 | 1 | 0 | 10 |
| 1/26/2019 | 8:20 PM | --- | --- | --- | --- | --- | 0 | --- | 0 | 0 | --- | --- | --- | --- | 30.21 | 0 | 0 | --- | --- | 67.7 | 13 | 15 | 62.1 | 0 | 1 | 0 | 10 |
| 1/26/2019 | 8:30 PM | --- | --- | --- | --- | --- | 0 | --- | 0 | 0 | --- | --- | --- | --- | 30.208 | 0 | 0 | --- | --- | 67.7 | 13 | 15 | 62.1 | 0 | 1 | 0 | 10 |
| 1/26/2019 | 8:40 PM | --- | --- | --- | --- | --- | 0 | --- | 0 | 0 | --- | --- | --- | --- | 30.205 | 0 | 0 | --- | --- | 67.9 | 13 | 15.2 | 62.3 | 0 | 1 | 0 | 10 |
| 1/26/2019 | 8:50 PM | --- | --- | --- | --- | --- | 0 | --- | 0 | 0 | --- | --- | --- | --- | 30.202 | 0 | 0 | --- | --- | 67.6 | 13 | 14.9 | 62 | 0 | 1 | 0 | 10 |

**On-Site Meteorological Data**

| Date | Time | Temp Out | Hi Temp | Low Temp | Out Hum | Dew Pt. | Wind Speed | Wind Dir | Wind Run | Hi Speed | Hi Dir | Wind Chill | Heat Index | THW Index | Bar | Rain | Rain Rate | Heat D-D | Cool D-D | In Temp | In Hum | In Dew | In Heat | Wind Samp | Wind Tx | ISS Recept | Arc. Int. |
|---|---|---|---|---|---|---|---|---|---|---|---|---|---|---|---|---|---|---|---|---|---|---|---|---|---|---|---|
| 1/26/2019 | 9:00 PM | 19.8 | 19.8 | 19.7 | 72 | 12.2 | 10 | SE | 1.67 | 11 | SE | 8.6 | 19.5 | 8.3 | 30.199 | 0 | 0 | 0.314 | 0 | 67.4 | 13 | 14.8 | 61.7 | 105 | 1 | 46.1 | 10 |
| 1/26/2019 | 9:10 PM | 20 | 20 | 19.8 | 73 | 12.7 | 10 | SE | 1.67 | 12 | SE | 8.9 | 19.7 | 8.6 | 30.195 | 0 | 0 | 0.313 | 0 | 67.6 | 13 | 14.9 | 62 | 109 | 1 | 47.8 | 10 |
| 1/26/2019 | 9:20 PM | 20.1 | 20.1 | 20 | 73 | 12.8 | 10 | SE | 1.67 | 12 | SE | 9 | 19.8 | 8.7 | 30.194 | 0 | 0 | 0.312 | 0 | 67.6 | 13 | 14.9 | 62 | 125 | 1 | 54.8 | 10 |
| 1/26/2019 | 9:30 PM | 20.2 | 20.2 | 20.1 | 74 | 13.2 | 11 | SE | 1.83 | 13 | SE | 8.5 | 19.9 | 8.2 | 30.194 | 0 | 0 | 0.311 | 0 | 67.6 | 13 | 14.9 | 62 | 107 | 1 | 46.9 | 10 |
| 1/26/2019 | 9:40 PM | 20.3 | 20.3 | 20.2 | 74 | 13.3 | 11 | SE | 1.83 | 12 | SE | 8.6 | 20 | 8.3 | 30.188 | 0 | 0 | 0.31 | 0 | 67.7 | 13 | 15 | 62.1 | 125 | 1 | 54.8 | 10 |
| 1/26/2019 | 9:50 PM | 20.3 | 20.3 | 20.3 | 74 | 13.3 | 10 | SE | 1.67 | 11 | SE | 9.2 | 20 | 8.9 | 30.184 | 0 | 0 | 0.31 | 0 | 67.6 | 13 | 14.9 | 62 | 108 | 1 | 47.4 | 10 |
| 1/26/2019 | 10:00 PM | 20.2 | 20.3 | 20.2 | 74 | 13.2 | 9 | SE | 1.5 | 10 | SE | 9.8 | 19.9 | 9.5 | 30.179 | 0 | 0 | 0.311 | 0 | 67.2 | 13 | 14.6 | 61.5 | 121 | 1 | 53.1 | 10 |
| 1/26/2019 | 10:10 PM | 20.1 | 20.2 | 20.1 | 74 | 13.1 | 9 | SE | 1.5 | 11 | SE | 9.6 | 19.8 | 9.3 | 30.176 | 0 | 0 | 0.312 | 0 | 67.1 | 13 | 14.5 | 61.4 | 115 | 1 | 50.4 | 10 |
| 1/26/2019 | 10:20 PM | 20.1 | 20.1 | 20.1 | 74 | 13.1 | 11 | SE | 1.83 | 12 | SE | 8.4 | 19.8 | 8.1 | 30.169 | 0 | 0 | 0.312 | 0 | 67.4 | 13 | 14.8 | 61.7 | 121 | 1 | 53.1 | 10 |
| 1/26/2019 | 10:30 PM | 20.2 | 20.2 | 20.1 | 75 | 13.5 | 10 | SE | 1.67 | 12 | SE | 9.1 | 19.9 | 8.8 | 30.165 | 0 | 0 | 0.311 | 0 | 67.6 | 13 | 14.9 | 62 | 120 | 1 | 52.6 | 10 |
| 1/26/2019 | 10:40 PM | 20.2 | 20.2 | 20.2 | 75 | 13.5 | 10 | SE | 1.67 | 11 | SE | 9.1 | 19.9 | 8.8 | 30.155 | 0 | 0 | 0.311 | 0 | 67.6 | 13 | 14.9 | 62 | 107 | 1 | 46.9 | 10 |
| 1/26/2019 | 10:50 PM | 20.2 | 20.2 | 20.2 | 75 | 13.5 | 9 | SE | 1.5 | 11 | SE | 9.8 | 19.9 | 9.5 | 30.152 | 0 | 0 | 0.311 | 0 | 67.7 | 13 | 15 | 62.1 | 114 | 1 | 50 | 10 |
| 1/26/2019 | 11:00 PM | 20.1 | 20.2 | 20.1 | 75 | 13.4 | 9 | SE | 1.5 | 10 | SE | 9.6 | 19.8 | 9.3 | 30.152 | 0 | 0 | 0.312 | 0 | 68.4 | 13 | 15.6 | 62.9 | 34 | 1 | 14.9 | 10 |
| 1/26/2019 | 11:10 PM | 20 | 20.1 | 20 | 76 | 13.6 | 10 | SE | 1.67 | 11 | SE | 8.9 | 19.7 | 8.6 | 30.148 | 0 | 0 | 0.313 | 0 | 67.4 | 13 | 14.8 | 61.7 | 115 | 1 | 50.4 | 10 |
| 1/26/2019 | 11:20 PM | 20.1 | 20.1 | 20 | 76 | 13.7 | 10 | SE | 1.67 | 12 | SE | 9 | 19.8 | 8.7 | 30.145 | 0 | 0 | 0.312 | 0 | 67.2 | 13 | 14.6 | 61.5 | 113 | 1 | 49.6 | 10 |
| 1/26/2019 | 11:30 PM | 20.1 | 20.1 | 20 | 77 | 14 | 11 | SE | 1.83 | 13 | SE | 8.4 | 19.8 | 8.1 | 30.141 | 0 | 0 | 0.312 | 0 | 67.6 | 13 | 14.9 | 62 | 65 | 1 | 28.5 | 10 |
| 1/26/2019 | 11:40 PM | 20.2 | 20.2 | 20.1 | 77 | 14.1 | 10 | SE | 1.67 | 11 | SE | 9.1 | 19.9 | 8.8 | 30.138 | 0 | 0 | 0.311 | 0 | 67.6 | 13 | 14.9 | 62 | 93 | 1 | 40.8 | 10 |
| 1/26/2019 | 11:50 PM | 20.1 | 20.2 | 20.1 | 77 | 14 | 10 | SE | 1.67 | 12 | SE | 9 | 19.8 | 8.7 | 30.134 | 0 | 0 | 0.312 | 0 | 67.6 | 13 | 14.9 | 62 | 123 | 1 | 53.9 | 10 |
| 1/27/2019 | 12:00 AM | 19.9 | 20.1 | 19.9 | 78 | 14.1 | 9 | ESE | 1.5 | 10 | SE | 9.4 | 19.7 | 9.2 | 30.128 | 0 | 0 | 0.313 | 0 | 67.7 | 13 | 15 | 62.1 | 120 | 1 | 52.6 | 10 |
| 1/27/2019 | 12:10 AM | 19.8 | 19.9 | 19.8 | 78 | 14 | 8 | ESE | 1.33 | 11 | SE | 10 | 19.6 | 9.8 | 30.126 | 0 | 0 | 0.314 | 0 | 67.9 | 13 | 15.2 | 62.3 | 105 | 1 | 46.1 | 10 |
| 1/27/2019 | 12:20 AM | 19.8 | 19.8 | 19.8 | 79 | 14.3 | 10 | SE | 1.67 | 15 | SE | 8.6 | 19.6 | 8.4 | 30.12 | 0 | 0 | 0.314 | 0 | 68.1 | 13 | 15.3 | 62.5 | 116 | 1 | 50.9 | 10 |
| 1/27/2019 | 12:30 AM | 20.2 | 20.2 | 19.9 | 80 | 15 | 12 | SE | 2 | 15 | SE | 7.9 | 20 | 7.7 | 30.112 | 0 | 0 | 0.311 | 0 | 68.2 | 13 | 15.4 | 62.6 | 126 | 1 | 55.3 | 10 |
| 1/27/2019 | 12:40 AM | 20.6 | 20.6 | 20.2 | 80 | 15.4 | 12 | SE | 2 | 14 | SE | 8.4 | 20.4 | 8.2 | 30.103 | 0 | 0 | 0.308 | 0 | 68.2 | 13 | 15.4 | 62.6 | 114 | 1 | 50 | 10 |
| 1/27/2019 | 12:50 AM | 21 | 21 | 20.7 | 81 | 16.1 | 12 | SE | 2 | 14 | SE | 8.9 | 20.8 | 8.7 | 30.098 | 0 | 0 | 0.306 | 0 | 68.2 | 13 | 15.4 | 62.6 | 115 | 1 | 50.4 | 10 |
| 1/27/2019 | 1:00 AM | 21.1 | 21.1 | 21 | 81 | 16.2 | 11 | SE | 1.83 | 14 | SE | 9.6 | 20.9 | 9.4 | 30.091 | 0 | 0 | 0.305 | 0 | 68.2 | 13 | 15.4 | 62.6 | 118 | 1 | 51.8 | 10 |
| 1/27/2019 | 1:10 AM | 21.2 | 21.2 | 21.1 | 81 | 16.3 | 12 | SE | 2 | 14 | SE | 9.2 | 21 | 9 | 30.086 | 0 | 0 | 0.304 | 0 | 68.2 | 13 | 15.4 | 62.6 | 108 | 1 | 47.4 | 10 |
| 1/27/2019 | 1:20 AM | 21.3 | 21.3 | 21.2 | 81 | 16.4 | 13 | SE | 2.17 | 16 | SE | 8.8 | 21.1 | 8.6 | 30.075 | 0 | 0 | 0.303 | 0 | 68.2 | 13 | 15.4 | 62.6 | 106 | 1 | 46.5 | 10 |
| 1/27/2019 | 1:30 AM | 21.4 | 21.4 | 21.3 | 81 | 16.5 | 13 | ESE | 2.17 | 16 | SE | 8.9 | 21.2 | 8.7 | 30.07 | 0 | 0 | 0.303 | 0 | 68.2 | 13 | 15.4 | 62.6 | 122 | 1 | 53.5 | 10 |
| 1/27/2019 | 1:40 AM | 21.5 | 21.5 | 21.4 | 81 | 16.6 | 14 | SE | 2.33 | 18 | ESE | 8.6 | 21.3 | 8.4 | 30.065 | 0 | 0 | 0.302 | 0 | 68.4 | 13 | 15.6 | 62.9 | 115 | 1 | 50.4 | 10 |
| 1/27/2019 | 1:50 AM | 21.7 | 21.7 | 21.5 | 82 | 17.1 | 14 | ESE | 2.33 | 20 | SE | 8.8 | 21.5 | 8.6 | 30.059 | 0 | 0 | 0.301 | 0 | 68.2 | 13 | 15.4 | 62.6 | 118 | 1 | 51.8 | 10 |
| 1/27/2019 | 2:00 AM | 21.9 | 21.9 | 21.7 | 82 | 17.2 | 14 | ESE | 2.33 | 16 | SE | 9.1 | 21.7 | 8.9 | 30.05 | 0 | 0 | 0.299 | 0 | 67.9 | 13 | 15.2 | 62.3 | 112 | 1 | 49.1 | 10 |
| 1/27/2019 | 2:10 AM | 22.1 | 22.1 | 21.9 | 82 | 17.4 | 13 | SE | 2.17 | 16 | SE | 9.8 | 21.9 | 9.6 | 30.045 | 0 | 0 | 0.298 | 0 | 67.7 | 13 | 15 | 62.1 | 101 | 1 | 44.3 | 10 |
| 1/27/2019 | 2:20 AM | 22.4 | 22.4 | 22.1 | 82 | 17.7 | 14 | SE | 2.33 | 21 | SE | 9.7 | 22.2 | 9.5 | 30.036 | 0 | 0 | 0.296 | 0 | 67.6 | 13 | 14.9 | 62 | 109 | 1 | 47.8 | 10 |
| 1/27/2019 | 2:30 AM | 22.8 | 22.8 | 22.4 | 82 | 18.1 | 14 | ESE | 2.33 | 20 | ESE | 10.2 | 22.6 | 10 | 30.023 | 0 | 0 | 0.293 | 0 | 67.6 | 13 | 14.9 | 62 | 113 | 1 | 49.6 | 10 |
| 1/27/2019 | 2:40 AM | 22.8 | 22.9 | 22.8 | 82 | 18.1 | 13 | ESE | 2.17 | 18 | SE | 10.7 | 22.6 | 10.5 | 30.019 | 0 | 0 | 0.293 | 0 | 67.4 | 13 | 14.8 | 61.7 | 114 | 1 | 50 | 10 |
| 1/27/2019 | 2:50 AM | 22.9 | 22.9 | 22.8 | 82 | 18.2 | 16 | ESE | 2.67 | 20 | ESE | 9.5 | 22.6 | 9.2 | 30 | 0 | 0 | 0.292 | 0 | 67.4 | 13 | 14.8 | 61.7 | 104 | 1 | 45.6 | 10 |
| 1/27/2019 | 3:00 AM | 23 | 23 | 22.9 | 83 | 18.6 | 16 | ESE | 2.67 | 20 | ESE | 9.6 | 22.8 | 9.4 | 29.992 | 0 | 0 | 0.292 | 0 | 67.2 | 13 | 14.6 | 61.5 | 117 | 1 | 51.3 | 10 |
| 1/27/2019 | 3:10 AM | 23.1 | 23.2 | 23 | 83 | 18.7 | 18 | ESE | 3 | 22 | ESE | 9 | 22.9 | 8.8 | 29.979 | 0 | 0 | 0.291 | 0 | 67.9 | 13 | 15.2 | 62.3 | 58 | 1 | 25.4 | 10 |
| 1/27/2019 | 3:20 AM | 23.4 | 23.4 | 23.2 | 83 | 19 | 18 | ESE | 3 | 25 | ESE | 9.4 | 23.2 | 9.2 | 29.96 | 0 | 0 | 0.289 | 0 | 67.6 | 13 | 14.9 | 62 | 91 | 1 | 39.9 | 10 |
| 1/27/2019 | 3:30 AM | 23.6 | 23.6 | 23.4 | 83 | 19.2 | 20 | ESE | 3.33 | 26 | ESE | 9 | 23.4 | 8.8 | 29.945 | 0 | 0 | 0.287 | 0 | 67.7 | 13 | 15 | 62.1 | 113 | 1 | 49.6 | 10 |
| 1/27/2019 | 3:40 AM | 23.7 | 23.7 | 23.6 | 83 | 19.3 | 19 | ESE | 3.17 | 26 | ESE | 9.4 | 23.5 | 9.2 | 29.937 | 0 | 0 | 0.287 | 0 | 67.7 | 13 | 15 | 62.1 | 96 | 1 | 42.1 | 10 |
| 1/27/2019 | 3:50 AM | 23.7 | 23.7 | 23.7 | 83 | 19.3 | 18 | ESE | 3 | 24 | ESE | 9.8 | 23.5 | 9.6 | 29.921 | 0 | 0 | 0.287 | 0 | 67.9 | 13 | 15.2 | 62.3 | 106 | 1 | 46.5 | 10 |
| 1/27/2019 | 4:00 AM | 23.9 | 23.9 | 23.7 | 82 | 19.2 | 19 | ESE | 3.17 | 24 | ESE | 9.7 | 23.6 | 9.4 | 29.903 | 0 | 0 | 0.285 | 0 | 68.1 | 13 | 15.3 | 62.5 | 96 | 1 | 42.1 | 10 |
| 1/27/2019 | 4:10 AM | 23.9 | 23.9 | 23.8 | 82 | 19.2 | 21 | ESE | 3.5 | 26 | ESE | 9 | 23.6 | 8.7 | 29.893 | 0 | 0 | 0.285 | 0 | 68.6 | 13 | 15.7 | 63.1 | 60 | 1 | 26.3 | 10 |
| 1/27/2019 | 4:20 AM | 24.2 | 24.2 | 24 | 82 | 19.5 | 20 | ESE | 3.33 | 26 | SE | 9.8 | 23.9 | 9.5 | 29.887 | 0 | 0 | 0.283 | 0 | 68.2 | 13 | 15.4 | 62.6 | 108 | 1 | 47.4 | 10 |
| 1/27/2019 | 4:30 AM | 24.5 | 24.5 | 24.2 | 82 | 19.8 | 21 | ESE | 3.5 | 27 | ESE | 9.8 | 24.2 | 9.5 | 29.875 | 0 | 0 | 0.281 | 0 | 68.2 | 13 | 15.4 | 62.6 | 88 | 1 | 38.6 | 10 |
| 1/27/2019 | 4:40 AM | 24.7 | 24.7 | 24.5 | 82 | 20 | 19 | SE | 3.17 | 25 | SE | 10.7 | 24.4 | 10.4 | 29.867 | 0 | 0 | 0.28 | 0 | 68.2 | 13 | 15.4 | 62.6 | 104 | 1 | 45.6 | 10 |
| 1/27/2019 | 4:50 AM | 24.9 | 24.9 | 24.7 | 82 | 20.2 | 19 | SE | 3.17 | 23 | SE | 11 | 24.6 | 10.7 | 29.86 | 0 | 0 | 0.278 | 0 | 68.2 | 13 | 15.4 | 62.6 | 98 | 1 | 43 | 10 |
| 1/27/2019 | 5:00 AM | 25.5 | 25.5 | 25 | 83 | 21.1 | 20 | SE | 3.33 | 23 | SE | 11.5 | 25.3 | 11.3 | 29.855 | 0 | 0 | 0.274 | 0 | 68.4 | 13 | 15.6 | 62.9 | 103 | 1 | 45.2 | 10 |
| 1/27/2019 | 5:10 AM | 26.5 | 26.5 | 25.5 | 83 | 22 | 23 | SE | 3.83 | 31 | ESE | 11.9 | 26.3 | 11.7 | 29.851 | 0 | 0 | 0.267 | 0 | 68.4 | 13 | 15.6 | 62.9 | 90 | 1 | 39.5 | 10 |
| 1/27/2019 | 5:20 AM | 27.4 | 27.4 | 26.5 | 84 | 23.2 | 22 | SE | 3.67 | 27 | SE | 13.4 | 27.2 | 13.2 | 29.844 | 0 | 0 | 0.261 | 0 | 68.4 | 13 | 15.6 | 62.9 | 92 | 1 | 40.4 | 10 |
| 1/27/2019 | 5:30 AM | 28.3 | 28.3 | 27.5 | 84 | 24.1 | 22 | SE | 3.67 | 28 | SE | 14.5 | 28.1 | 14.3 | 29.836 | 0 | 0 | 0.255 | 0 | 68.6 | 14 | 17.4 | 63.2 | 95 | 1 | 41.7 | 10 |
| 1/27/2019 | 5:40 AM | 29 | 29 | 28.3 | 83 | 24.5 | 22 | SE | 3.67 | 29 | SSE | 15.5 | 28.8 | 15.3 | 29.834 | 0 | 0 | 0.25 | 0 | 68.4 | 13 | 15.6 | 62.9 | 85 | 1 | 37.3 | 10 |
| 1/27/2019 | 5:50 AM | 29.5 | 29.5 | 29 | 83 | 25 | 25 | SE | 4.17 | 32 | SE | 15.3 | 29.3 | 15.1 | 29.834 | 0 | 0 | 0.247 | 0 | 68.2 | 14 | 17.1 | 62.7 | 80 | 1 | 35.1 | 10 |
| 1/27/2019 | 6:00 AM | 29.8 | 29.8 | 29.5 | 83 | 25.3 | 20 | SSE | 3.33 | 27 | SSE | 17.1 | 29.6 | 16.9 | 29.831 | 0 | 0 | 0.244 | 0 | 68.2 | 14 | 17.1 | 62.7 | 76 | 1 | 33.3 | 10 |
| 1/27/2019 | 6:10 AM | 29.9 | 29.9 | 29.8 | 82 | 25.1 | 21 | SSE | 3.5 | 27 | SSE | 16.9 | 29.6 | 16.6 | 29.826 | 0 | 0 | 0.244 | 0 | 68.2 | 14 | 17.1 | 62.7 | 80 | 1 | 35.1 | 10 |
| 1/27/2019 | 6:20 AM | 30 | 30 | 29.9 | 83 | 25.5 | 20 | SSE | 3.33 | 28 | SE | 17.4 | 29.8 | 17.2 | 29.829 | 0 | 0 | 0.243 | 0 | 68.4 | 14 | 17.3 | 63 | 77 | 1 | 33.8 | 10 |
| 1/27/2019 | 6:30 AM | 30 | 30 | 29.9 | 84 | 25.8 | 19 | SSE | 3.17 | 27 | SSE | 17.7 | 29.8 | 17.5 | 29.826 | 0 | 0 | 0.243 | 0 | 68.6 | 14 | 17.4 | 63.2 | 77 | 1 | 33.8 | 10 |
| 1/27/2019 | 6:40 AM | 30 | 30 | 30 | 84 | 25.8 | 18 | SSE | 3 | 24 | SSE | 18 | 29.8 | 17.8 | 29.828 | 0 | 0 | 0.243 | 0 | 68.6 | 14 | 17.4 | 63.2 | 86 | 1 | 37.7 | 10 |
| 1/27/2019 | 6:50 AM | 30.1 | 30.1 | 30 | 85 | 26.1 | 14 | SSE | 2.33 | 19 | SE | 19.5 | 29.9 | 19.3 | 29.827 | 0 | 0 | 0.242 | 0 | 68.8 | 14 | 17.6 | 63.5 | 81 | 1 | 35.5 | 10 |
| 1/27/2019 | 7:00 AM | 30.4 | 30.4 | 30.1 | 85 | 26.4 | 17 | SSE | 2.83 | 25 | SSE | 18.8 | 30.2 | 18.6 | 29.83 | 0 | 0 | 0.24 | 0 | 68.8 | 14 | 17.6 | 63.5 | 73 | 1 | 32 | 10 |
| 1/27/2019 | 7:10 AM | 30.7 | 30.7 | 30.5 | 85 | 26.7 | 16 | SSE | 2.67 | 25 | SSE | 19.6 | 30.5 | 19.4 | 29.831 | 0 | 0 | 0.238 | 0 | 68.6 | 14 | 17.4 | 63.2 | 80 | 1 | 35.1 | 10 |

**On-Site Meteorological Data**

| Date | Time | Temp Out | Hi Temp | Low Temp | Out Hum | Dew Pt. | Wind Speed | Wind Dir | Wind Run | Hi Speed | Hi Dir | Wind Chill | Heat Index | THW Index | Bar | Rain | Rain Rate | Heat D-D | Cool D-D | In Temp | In Hum | In Dew | In Heat | Wind Samp | Wind Tx | ISS Recept | Arc. Int. |
|---|---|---|---|---|---|---|---|---|---|---|---|---|---|---|---|---|---|---|---|---|---|---|---|---|---|---|---|
| 1/27/2019 | 7:20 AM | 30.7 | 30.7 | 30.7 | 85 | 26.7 | 14 | SSE | 2.33 | 24 | S | 20.3 | 30.5 | 20.1 | 29.827 | 0 | 0 | 0.238 | 0 | 68.4 | 14 | 17.3 | 63 | 78 | 1 | 34.2 | 10 |
| 1/27/2019 | 7:30 AM | 30.8 | 30.8 | 30.7 | 85 | 26.8 | 15 | SSE | 2.5 | 22 | SSE | 20.1 | 30.6 | 19.9 | 29.829 | 0 | 0 | 0.238 | 0 | 68.4 | 14 | 17.3 | 63 | 68 | 1 | 29.8 | 10 |
| 1/27/2019 | 7:40 AM | 30.7 | 30.8 | 30.7 | 85 | 26.7 | 14 | SSE | 2.33 | 22 | S | 20.3 | 30.5 | 20.1 | 29.831 | 0 | 0 | 0.238 | 0 | 68.6 | 14 | 17.4 | 63.2 | 78 | 1 | 34.2 | 10 |
| 1/27/2019 | 7:50 AM | 30.9 | 31 | 30.8 | 86 | 27.2 | 20 | S | 3.33 | 34 | S | 18.5 | 30.7 | 18.3 | 29.839 | 0 | 0 | 0.237 | 0 | 68.8 | 14 | 17.6 | 63.5 | 72 | 1 | 31.6 | 10 |
| 1/27/2019 | 8:00 AM | 30.9 | 31 | 30.8 | 86 | 27.2 | 20 | SSW | 3.33 | 28 | S | 18.5 | 30.7 | 18.3 | 29.874 | 0 | 0 | 0.237 | 0 | 68.8 | 14 | 17.6 | 63.5 | 74 | 1 | 32.5 | 10 |
| 1/27/2019 | 8:10 AM | 30.5 | 30.8 | 30.5 | 87 | 27.1 | 17 | WSW | 2.83 | 24 | SSW | 19 | 30.3 | 18.8 | 29.879 | 0 | 0 | 0.24 | 0 | 68.9 | 15 | 19.3 | 63.7 | 78 | 1 | 34.2 | 10 |
| 1/27/2019 | 8:20 AM | 30.4 | 30.5 | 30.4 | 88 | 27.3 | 22 | SW | 3.67 | 32 | SW | 17.3 | 30.2 | 17.1 | 29.894 | 0 | 0 | 0.24 | 0 | 68.9 | 15 | 19.3 | 63.7 | 66 | 1 | 28.9 | 10 |
| 1/27/2019 | 8:30 AM | 29.8 | 30.3 | 29.8 | 88 | 26.7 | 22 | WSW | 3.67 | 35 | SW | 16.5 | 29.6 | 16.3 | 29.9 | 0 | 0 | 0.244 | 0 | 68.9 | 15 | 19.3 | 63.7 | 58 | 1 | 25.4 | 10 |
| 1/27/2019 | 8:40 AM | 28.4 | 29.7 | 28.4 | 88 | 25.3 | 29 | WSW | 4.83 | 43 | SW | 12.9 | 28.2 | 12.7 | 29.904 | 0 | 0 | 0.254 | 0 | 69.1 | 15 | 19.5 | 63.9 | 71 | 1 | 31.1 | 10 |
| 1/27/2019 | 8:50 AM | 26.6 | 28.2 | 26.6 | 89 | 23.8 | 28 | SW | 4.67 | 39 | WSW | 10.7 | 26.5 | 10.6 | 29.91 | 0 | 0 | 0.267 | 0 | 69.1 | 15 | 19.5 | 63.9 | 74 | 1 | 32.5 | 10 |
| 1/27/2019 | 9:00 AM | 25.9 | 26.5 | 25.9 | 90 | 23.4 | 29 | SW | 4.83 | 41 | SW | 9.5 | 25.8 | 9.4 | 29.916 | 0 | 0 | 0.272 | 0 | 68.8 | 15 | 19.2 | 63.6 | 74 | 1 | 32.5 | 10 |
| 1/27/2019 | 9:10 AM | 25.8 | 25.9 | 25.8 | 91 | 23.5 | 29 | WSW | 4.83 | 41 | WSW | 9.4 | 25.7 | 9.3 | 29.919 | 0 | 0 | 0.272 | 0 | 68.8 | 15 | 19.2 | 63.6 | 72 | 1 | 31.6 | 10 |
| 1/27/2019 | 9:20 AM | 26 | 26 | 25.9 | 91 | 23.7 | 24 | SW | 4 | 32 | SW | 10.9 | 25.9 | 10.8 | 29.923 | 0 | 0 | 0.271 | 0 | 68.9 | 14 | 17.7 | 63.6 | 79 | 1 | 34.6 | 10 |
| 1/27/2019 | 9:30 AM | 26.3 | 26.3 | 26.1 | 92 | 24.3 | 21 | SW | 3.5 | 33 | WSW | 12.2 | 26.2 | 12.1 | 29.923 | 0 | 0 | 0.269 | 0 | 69.3 | 14 | 18 | 64.1 | 72 | 1 | 31.6 | 10 |
| 1/27/2019 | 9:40 AM | 26.3 | 26.3 | 26.3 | 91 | 24 | 21 | SW | 3.5 | 34 | SW | 12.2 | 26.2 | 12.1 | 29.923 | 0 | 0 | 0.269 | 0 | 69.4 | 14 | 18.1 | 64.2 | 78 | 1 | 34.2 | 10 |
| 1/27/2019 | 9:50 AM | 26.1 | 26.3 | 26.1 | 91 | 23.8 | 21 | WSW | 3.5 | 32 | SW | 11.9 | 26 | 11.8 | 29.923 | 0 | 0 | 0.27 | 0 | 69.4 | 14 | 18.1 | 64.2 | 81 | 1 | 35.5 | 10 |
| 1/27/2019 | 10:00 AM | 25.9 | 26.1 | 25.9 | 91 | 23.6 | 25 | SW | 4.17 | 35 | SW | 10.5 | 25.8 | 10.4 | 29.925 | 0 | 0 | 0.272 | 0 | 69.6 | 14 | 18.2 | 64.4 | 74 | 1 | 32.5 | 10 |
| 1/27/2019 | 10:10 AM | 26.2 | 26.2 | 25.9 | 92 | 24.2 | 19 | WSW | 3.17 | 27 | WSW | 12.7 | 26.1 | 12.6 | 29.927 | 0 | 0 | 0.269 | 0 | 69.8 | 14 | 18.4 | 64.7 | 62 | 1 | 27.2 | 10 |
| 1/27/2019 | 10:20 AM | 25.9 | 26.2 | 25.9 | 91 | 23.6 | 18 | WSW | 3 | 26 | W | 12.6 | 25.8 | 12.5 | 29.93 | 0 | 0 | 0.272 | 0 | 69.4 | 14 | 18.1 | 64.2 | 60 | 1 | 26.3 | 10 |
| 1/27/2019 | 10:30 AM | 25.1 | 25.9 | 25.1 | 91 | 22.8 | 21 | WSW | 3.5 | 36 | WSW | 10.6 | 25 | 10.5 | 29.934 | 0 | 0 | 0.277 | 0 | 69.3 | 14 | 18 | 64.1 | 81 | 1 | 35.5 | 10 |
| 1/27/2019 | 10:40 AM | 24.9 | 25.1 | 24.9 | 91 | 22.6 | 18 | WSW | 3 | 26 | SW | 11.3 | 24.8 | 11.2 | 29.945 | 0 | 0 | 0.278 | 0 | 69.4 | 14 | 18.1 | 64.2 | 78 | 1 | 34.2 | 10 |
| 1/27/2019 | 10:50 AM | 25 | 25.1 | 24.9 | 92 | 23 | 14 | WSW | 2.33 | 22 | SW | 13 | 24.9 | 12.9 | 29.947 | 0 | 0 | 0.278 | 0 | 69.6 | 14 | 18.2 | 64.4 | 78 | 1 | 34.2 | 10 |
| 1/27/2019 | 11:00 AM | 25.1 | 25.2 | 25.1 | 92 | 23.1 | 15 | WSW | 2.5 | 25 | WSW | 12.8 | 25 | 12.7 | 29.952 | 0 | 0 | 0.277 | 0 | 69.8 | 14 | 18.4 | 64.7 | 70 | 1 | 30.7 | 10 |
| 1/27/2019 | 11:10 AM | 25.1 | 25.1 | 25.1 | 92 | 23.1 | 17 | W | 2.83 | 29 | W | 12 | 25 | 11.9 | 29.953 | 0 | 0 | 0.277 | 0 | 69.8 | 14 | 18.4 | 64.7 | 64 | 1 | 28.1 | 10 |
| 1/27/2019 | 11:20 AM | 24.9 | 25.1 | 24.9 | 91 | 22.6 | 19 | W | 3.17 | 24 | W | 11 | 24.8 | 10.9 | 29.959 | 0 | 0 | 0.278 | 0 | 70.1 | 14 | 18.6 | 65 | 55 | 1 | 24.1 | 10 |
| 1/27/2019 | 11:30 AM | --- | --- | --- | --- | --- | 0 | --- | 0 | 0 | --- | --- | --- | --- | 29.955 | 0 | 0 | --- | --- | 71 | 14 | 19.4 | 66.3 | 0 | 1 | 0 | 10 |
| 1/27/2019 | 11:40 AM | --- | --- | --- | --- | --- | 0 | --- | 0 | 0 | --- | --- | --- | --- | 29.959 | 0 | 0 | --- | --- | 70.5 | 14 | 19 | 65.6 | 0 | 1 | 0 | 10 |
| 1/27/2019 | 11:50 AM | --- | --- | --- | --- | --- | 0 | --- | 0 | 0 | --- | --- | --- | --- | 29.956 | 0 | 0 | --- | --- | 70.3 | 14 | 18.8 | 65.3 | 0 | 1 | 0 | 10 |
| 1/27/2019 | 12:00 PM | --- | --- | --- | --- | --- | 0 | --- | 0 | 0 | --- | --- | --- | --- | 29.961 | 0 | 0 | --- | --- | 70 | 14 | 18.6 | 64.9 | 0 | 1 | 0 | 10 |
| 1/27/2019 | 12:10 PM | --- | --- | --- | --- | --- | 0 | --- | 0 | 0 | --- | --- | --- | --- | 29.981 | 0 | 0 | --- | --- | 69.8 | 14 | 18.4 | 64.7 | 0 | 1 | 0 | 10 |
| 1/27/2019 | 12:20 PM | --- | --- | --- | --- | --- | 0 | --- | 0 | 0 | --- | --- | --- | --- | 29.975 | 0 | 0 | --- | --- | 70 | 14 | 18.6 | 64.9 | 0 | 1 | 0 | 10 |
| 1/27/2019 | 12:30 PM | --- | --- | --- | --- | --- | 0 | --- | 0 | 0 | --- | --- | --- | --- | 29.98 | 0 | 0 | --- | --- | 69.6 | 14 | 18.2 | 64.4 | 0 | 1 | 0 | 10 |
| 1/27/2019 | 12:40 PM | --- | --- | --- | --- | --- | 0 | --- | 0 | 0 | --- | --- | --- | --- | 29.983 | 0 | 0 | --- | --- | 69.8 | 14 | 18.4 | 64.7 | 0 | 1 | 0 | 10 |
| 1/27/2019 | 12:50 PM | --- | --- | --- | --- | --- | 0 | --- | 0 | 0 | --- | --- | --- | --- | 29.986 | 0 | 0 | --- | --- | 69.6 | 14 | 18.2 | 64.4 | 0 | 1 | 0 | 10 |
| 1/27/2019 | 1:00 PM | --- | --- | --- | --- | --- | 0 | --- | 0 | 0 | --- | --- | --- | --- | 29.99 | 0 | 0 | --- | --- | 69.6 | 14 | 18.2 | 64.4 | 0 | 1 | 0 | 10 |
| 1/27/2019 | 1:10 PM | --- | --- | --- | --- | --- | 0 | --- | 0 | 0 | --- | --- | --- | --- | 29.991 | 0 | 0 | --- | --- | 69.8 | 14 | 18.4 | 64.7 | 0 | 1 | 0 | 10 |
| 1/27/2019 | 1:20 PM | --- | --- | --- | --- | --- | 0 | --- | 0 | 0 | --- | --- | --- | --- | 29.997 | 0 | 0 | --- | --- | 69.6 | 14 | 18.2 | 64.4 | 0 | 1 | 0 | 10 |
| 1/27/2019 | 1:30 PM | 22.9 | 22.9 | 22.8 | 80 | 17.7 | 24 | WSW | 4 | 34 | WSW | 6.8 | 22.6 | 6.5 | 29.997 | 0 | 0 | 0.292 | 0 | 69.6 | 14 | 18.2 | 64.4 | 34 | 1 | 14.9 | 10 |
| 1/27/2019 | 1:40 PM | 23 | 23 | 22.9 | 79 | 17.5 | 23 | WSW | 3.83 | 32 | SW | 7.2 | 22.7 | 6.9 | 29.995 | 0 | 0 | 0.292 | 0 | 69.1 | 14 | 17.8 | 63.8 | 91 | 1 | 39.9 | 10 |
| 1/27/2019 | 1:50 PM | 22.8 | 23 | 22.8 | 77 | 16.7 | 20 | WSW | 3.33 | 28 | WSW | 7.9 | 22.5 | 7.6 | 30 | 0 | 0 | 0.293 | 0 | 69.3 | 13 | 16.3 | 64 | 72 | 1 | 31.6 | 10 |
| 1/27/2019 | 2:00 PM | 22.6 | 22.8 | 22.6 | 75 | 15.9 | 24 | WSW | 4 | 31 | WSW | 6.4 | 22.3 | 6.1 | 29.999 | 0 | 0 | 0.294 | 0 | 68.8 | 14 | 17.6 | 63.5 | 102 | 1 | 44.7 | 10 |
| 1/27/2019 | 2:10 PM | 22.8 | 22.8 | 22.6 | 75 | 16.1 | 22 | WSW | 3.67 | 31 | WSW | 7.3 | 22.5 | 7 | 29.997 | 0 | 0 | 0.293 | 0 | 68.8 | 14 | 17.6 | 63.5 | 83 | 1 | 36.4 | 10 |
| 1/27/2019 | 2:20 PM | 22.7 | 22.8 | 22.7 | 73 | 15.3 | 24 | WSW | 4 | 31 | SW | 6.5 | 22.4 | 6.2 | 29.999 | 0 | 0 | 0.294 | 0 | 68.6 | 14 | 17.4 | 63.2 | 97 | 1 | 42.5 | 10 |
| 1/27/2019 | 2:30 PM | 22.8 | 22.8 | 22.7 | 72 | 15.1 | 25 | WSW | 4.17 | 42 | WSW | 6.4 | 22.4 | 6 | 30.001 | 0 | 0 | 0.293 | 0 | 68.6 | 13 | 15.7 | 63.1 | 96 | 1 | 42.1 | 10 |
| 1/27/2019 | 2:40 PM | 22.3 | 22.8 | 22.3 | 73 | 15 | 30 | WSW | 5 | 40 | WSW | 4.4 | 22 | 4.1 | 30 | 0 | 0 | 0.297 | 0 | 68.8 | 13 | 15.9 | 63.4 | 96 | 1 | 42.1 | 10 |
| 1/27/2019 | 2:50 PM | 22.3 | 22.4 | 22.3 | 72 | 14.6 | 24 | WSW | 4 | 33 | W | 6 | 21.9 | 5.6 | 30.001 | 0 | 0 | 0.297 | 0 | 68.8 | 13 | 15.9 | 63.4 | 84 | 1 | 36.8 | 10 |
| 1/27/2019 | 3:00 PM | 22.2 | 22.3 | 22.1 | 72 | 14.5 | 24 | WSW | 4 | 33 | WSW | 5.9 | 21.8 | 5.5 | 30.011 | 0 | 0 | 0.297 | 0 | 68.8 | 13 | 15.9 | 63.4 | 100 | 1 | 43.9 | 10 |
| 1/27/2019 | 3:10 PM | 22.3 | 22.3 | 22.2 | 70 | 14 | 24 | WSW | 4 | 33 | WSW | 6 | 21.9 | 5.6 | 30.016 | 0 | 0 | 0.297 | 0 | 68.8 | 13 | 15.9 | 63.4 | 89 | 1 | 39 | 10 |
| 1/27/2019 | 3:20 PM | 22.7 | 22.7 | 22.4 | 70 | 14.4 | 22 | WSW | 3.67 | 31 | WSW | 7.1 | 22.3 | 6.7 | 30.019 | 0 | 0 | 0.294 | 0 | 68.8 | 13 | 15.9 | 63.4 | 89 | 1 | 39 | 10 |
| 1/27/2019 | 3:30 PM | 22.8 | 22.9 | 22.7 | 68 | 13.8 | 23 | SW | 3.83 | 35 | SW | 7 | 22.4 | 6.6 | 30.021 | 0 | 0 | 0.293 | 0 | 68.6 | 13 | 15.7 | 63.1 | 91 | 1 | 39.9 | 10 |
| 1/27/2019 | 3:40 PM | 22.5 | 22.8 | 22.5 | 66 | 12.8 | 25 | SW | 4.17 | 39 | WSW | 6 | 22.1 | 5.6 | 30.026 | 0 | 0 | 0.295 | 0 | 68.6 | 13 | 15.7 | 63.1 | 84 | 1 | 36.8 | 10 |
| 1/27/2019 | 3:50 PM | 22.3 | 22.5 | 22.3 | 66 | 12.7 | 24 | SW | 4 | 33 | SW | 6 | 21.9 | 5.6 | 30.024 | 0 | 0 | 0.297 | 0 | 68.6 | 13 | 15.7 | 63.1 | 103 | 1 | 45.2 | 10 |
| 1/27/2019 | 4:00 PM | 22.3 | 22.4 | 22.3 | 66 | 12.7 | 21 | SW | 3.5 | 26 | WSW | 6.9 | 21.9 | 6.5 | 30.024 | 0 | 0 | 0.297 | 0 | 68.4 | 13 | 15.6 | 62.9 | 92 | 1 | 40.4 | 10 |
| 1/27/2019 | 4:10 PM | 22.3 | 22.3 | 22.3 | 67 | 13 | 18 | WSW | 3 | 24 | WSW | 8 | 21.9 | 7.6 | 30.029 | 0 | 0 | 0.297 | 0 | 68.4 | 13 | 15.6 | 62.9 | 94 | 1 | 41.2 | 10 |
| 1/27/2019 | 4:20 PM | 22.1 | 22.3 | 22.1 | 67 | 12.8 | 15 | WSW | 2.5 | 23 | SW | 8.9 | 21.7 | 8.5 | 30.03 | 0 | 0 | 0.298 | 0 | 68.4 | 13 | 15.6 | 62.9 | 92 | 1 | 40.4 | 10 |
| 1/27/2019 | 4:30 PM | 21.7 | 22.1 | 21.7 | 66 | 12.1 | 17 | W | 2.83 | 23 | W | 7.6 | 21.3 | 7.2 | 30.04 | 0 | 0 | 0.301 | 0 | 68.2 | 13 | 15.4 | 62.6 | 101 | 1 | 44.3 | 10 |
| 1/27/2019 | 4:40 PM | 21.2 | 21.6 | 21.2 | 66 | 11.6 | 19 | WSW | 3.17 | 24 | W | 6.2 | 20.8 | 5.8 | 30.041 | 0 | 0 | 0.304 | 0 | 68.2 | 13 | 15.4 | 62.6 | 102 | 1 | 44.7 | 10 |
| 1/27/2019 | 4:50 PM | 20.8 | 21.2 | 20.8 | 66 | 11.2 | 20 | WSW | 3.33 | 26 | W | 5.3 | 20.4 | 4.9 | 30.052 | 0 | 0 | 0.307 | 0 | 68.2 | 13 | 15.4 | 62.6 | 94 | 1 | 41.2 | 10 |
| 1/27/2019 | 5:00 PM | 20.6 | 20.8 | 20.5 | 67 | 11.4 | 18 | WSW | 3 | 26 | WSW | 5.8 | 20.2 | 5.4 | 30.064 | 0 | 0 | 0.308 | 0 | 68.2 | 13 | 15.4 | 62.6 | 97 | 1 | 42.5 | 10 |
| 1/27/2019 | 5:10 PM | 20.3 | 20.5 | 20.3 | 67 | 11.1 | 15 | WSW | 2.5 | 23 | WSW | 6.6 | 19.9 | 6.2 | 30.072 | 0 | 0 | 0.31 | 0 | 68.2 | 13 | 15.4 | 62.6 | 96 | 1 | 42.1 | 10 |
| 1/27/2019 | 5:20 PM | 20 | 20.3 | 20 | 68 | 11.1 | 17 | WSW | 2.83 | 25 | W | 5.4 | 19.7 | 5.1 | 30.074 | 0 | 0 | 0.313 | 0 | 67.9 | 13 | 15.2 | 62.3 | 96 | 1 | 42.1 | 10 |
| 1/27/2019 | 5:30 PM | 19.7 | 20 | 19.7 | 68 | 10.8 | 21 | W | 3.5 | 28 | WSW | 3.5 | 19.4 | 3.2 | 30.078 | 0 | 0 | 0.315 | 0 | 67.7 | 13 | 15 | 62.1 | 95 | 1 | 41.7 | 10 |

**On-Site Meteorological Data**

| Date | Time | Temp Out | Hi Temp | Low Temp | Out Hum | Dew Pt. | Wind Speed | Wind Dir | Wind Run | Hi Speed | Hi Dir | Wind Chill | Heat Index | THW Index | Bar | Rain | Rain Rate | Heat D-D | Cool D-D | In Temp | In Hum | In Dew | In Heat | Wind Samp | Wind Tx | ISS Recept | Arc. Int. |
|---|---|---|---|---|---|---|---|---|---|---|---|---|---|---|---|---|---|---|---|---|---|---|---|---|---|---|---|
| 1/27/2019 | 5:40 PM | 19.5 | 19.7 | 19.5 | 69 | 11 | 21 | WSW | 3.5 | 27 | W | 3.2 | 19.2 | 2.9 | 30.089 | 0 | 0 | 0.316 | 0 | 67.7 | 13 | 15 | 62.1 | 97 | 1 | 42.5 | 10 |
| 1/27/2019 | 5:50 PM | 19.3 | 19.5 | 19.3 | 70 | 11.1 | 18 | WSW | 3 | 29 | WSW | 4.1 | 19 | 3.8 | 30.092 | 0 | 0 | 0.317 | 0 | 67.9 | 13 | 15.2 | 62.3 | 110 | 1 | 48.2 | 10 |
| 1/27/2019 | 6:00 PM | 19.2 | 19.3 | 19.2 | 70 | 11 | 18 | WSW | 3 | 26 | W | 3.9 | 18.9 | 3.6 | 30.1 | 0 | 0 | 0.318 | 0 | 67.6 | 13 | 14.9 | 62 | 97 | 1 | 42.5 | 10 |
| 1/27/2019 | 6:10 PM | 19 | 19.2 | 18.9 | 71 | 11.1 | 15 | WSW | 2.5 | 22 | WSW | 4.9 | 18.7 | 4.6 | 30.105 | 0 | 0 | 0.319 | 0 | 67.4 | 13 | 14.8 | 61.7 | 90 | 1 | 39.5 | 10 |
| 1/27/2019 | 6:20 PM | 18.8 | 18.9 | 18.8 | 72 | 11.3 | 14 | WSW | 2.33 | 20 | WSW | 5.2 | 18.5 | 4.9 | 30.113 | 0 | 0 | 0.321 | 0 | 67.6 | 13 | 14.9 | 62 | 95 | 1 | 41.7 | 10 |
| 1/27/2019 | 6:30 PM | 18.7 | 18.7 | 18.7 | 73 | 11.5 | 11 | WSW | 1.83 | 14 | WSW | 6.6 | 18.4 | 6.3 | 30.117 | 0 | 0 | 0.322 | 0 | 68.1 | 13 | 15.3 | 62.5 | 71 | 1 | 31.1 | 10 |
| 1/27/2019 | 6:40 PM | --- | --- | --- | --- | --- | 0 | --- | 0 | 0 | --- | --- | --- | --- | 30.126 | 0 | 0 | --- | --- | 68.6 | 13 | 15.7 | 63.1 | 0 | 1 | 0 | 10 |
| 1/27/2019 | 6:50 PM | --- | --- | --- | --- | --- | 0 | --- | 0 | 0 | --- | --- | --- | --- | 30.128 | 0 | 0 | --- | --- | 68.2 | 13 | 15.4 | 62.6 | 0 | 1 | 0 | 10 |
| 1/27/2019 | 7:00 PM | --- | --- | --- | --- | --- | 0 | --- | 0 | 0 | --- | --- | --- | --- | 30.128 | 0 | 0 | --- | --- | 68.1 | 13 | 15.3 | 62.5 | 0 | 1 | 0 | 10 |
| 1/27/2019 | 7:10 PM | --- | --- | --- | --- | --- | 0 | --- | 0 | 0 | --- | --- | --- | --- | 30.127 | 0 | 0 | --- | --- | 67.6 | 13 | 14.9 | 62 | 0 | 1 | 0 | 10 |
| 1/27/2019 | 7:20 PM | --- | --- | --- | --- | --- | 0 | --- | 0 | 0 | --- | --- | --- | --- | 30.127 | 0 | 0 | --- | --- | 67.6 | 13 | 14.9 | 62 | 0 | 1 | 0 | 10 |
| 1/27/2019 | 7:30 PM | --- | --- | --- | --- | --- | 0 | --- | 0 | 0 | --- | --- | --- | --- | 30.135 | 0 | 0 | --- | --- | 67.9 | 13 | 15.2 | 62.3 | 0 | 1 | 0 | 10 |
| 1/27/2019 | 7:40 PM | --- | --- | --- | --- | --- | 0 | --- | 0 | 0 | --- | --- | --- | --- | 30.132 | 0 | 0 | --- | --- | 67.7 | 13 | 15 | 62.1 | 0 | 1 | 0 | 10 |
| 1/27/2019 | 7:50 PM | --- | --- | --- | --- | --- | 0 | --- | 0 | 0 | --- | --- | --- | --- | 30.137 | 0 | 0 | --- | --- | 67.9 | 13 | 15.2 | 62.3 | 0 | 1 | 0 | 10 |
| 1/27/2019 | 8:00 PM | --- | --- | --- | --- | --- | 0 | --- | 0 | 0 | --- | --- | --- | --- | 30.135 | 0 | 0 | --- | --- | 67.9 | 12 | 13.3 | 62.1 | 0 | 1 | 0 | 10 |
| 1/27/2019 | 8:10 PM | --- | --- | --- | --- | --- | 0 | --- | 0 | 0 | --- | --- | --- | --- | 30.138 | 0 | 0 | --- | --- | 67.4 | 13 | 14.8 | 61.7 | 0 | 1 | 0 | 10 |
| 1/27/2019 | 8:20 PM | --- | --- | --- | --- | --- | 0 | --- | 0 | 0 | --- | --- | --- | --- | 30.139 | 0 | 0 | --- | --- | 67.6 | 12 | 13.1 | 61.8 | 0 | 1 | 0 | 10 |
| 1/27/2019 | 8:30 PM | --- | --- | --- | --- | --- | 0 | --- | 0 | 0 | --- | --- | --- | --- | 30.147 | 0 | 0 | --- | --- | 67.4 | 12 | 13 | 61.7 | 0 | 1 | 0 | 10 |
| 1/27/2019 | 8:40 PM | --- | --- | --- | --- | --- | 0 | --- | 0 | 0 | --- | --- | --- | --- | 30.155 | 0 | 0 | --- | --- | 67.7 | 12 | 13.2 | 61.9 | 0 | 1 | 0 | 10 |
| 1/27/2019 | 8:50 PM | --- | --- | --- | --- | --- | 0 | --- | 0 | 0 | --- | --- | --- | --- | 30.159 | 0 | 0 | --- | --- | 67.7 | 12 | 13.2 | 61.9 | 0 | 1 | 0 | 10 |
| 1/27/2019 | 9:00 PM | --- | --- | --- | --- | --- | 0 | --- | 0 | 0 | --- | --- | --- | --- | 30.163 | 0 | 0 | --- | --- | 67.9 | 12 | 13.3 | 62.1 | 0 | 1 | 0 | 10 |
| 1/27/2019 | 9:10 PM | --- | --- | --- | --- | --- | 0 | --- | 0 | 0 | --- | --- | --- | --- | 30.16 | 0 | 0 | --- | --- | 67.9 | 12 | 13.3 | 62.1 | 0 | 1 | 0 | 10 |
| 1/27/2019 | 9:20 PM | --- | --- | --- | --- | --- | 0 | --- | 0 | 0 | --- | --- | --- | --- | 30.162 | 0 | 0 | --- | --- | 67.6 | 12 | 13.1 | 61.8 | 0 | 1 | 0 | 10 |
| 1/27/2019 | 9:30 PM | --- | --- | --- | --- | --- | 0 | --- | 0 | 0 | --- | --- | --- | --- | 30.161 | 0 | 0 | --- | --- | 67.4 | 12 | 13 | 61.7 | 0 | 1 | 0 | 10 |
| 1/27/2019 | 9:40 PM | --- | --- | --- | --- | --- | 0 | --- | 0 | 0 | --- | --- | --- | --- | 30.166 | 0 | 0 | --- | --- | 67.6 | 12 | 13.1 | 61.8 | 0 | 1 | 0 | 10 |
| 1/27/2019 | 9:50 PM | --- | --- | --- | --- | --- | 0 | --- | 0 | 0 | --- | --- | --- | --- | 30.165 | 0 | 0 | --- | --- | 67.7 | 12 | 13.2 | 61.9 | 0 | 1 | 0 | 10 |
| 1/27/2019 | 10:00 PM | --- | --- | --- | --- | --- | 0 | --- | 0 | 0 | --- | --- | --- | --- | 30.162 | 0 | 0 | --- | --- | 67.7 | 12 | 13.2 | 61.9 | 0 | 1 | 0 | 10 |
| 1/27/2019 | 10:10 PM | --- | --- | --- | --- | --- | 0 | --- | 0 | 0 | --- | --- | --- | --- | 30.162 | 0 | 0 | --- | --- | 67.9 | 12 | 13.3 | 62.1 | 0 | 1 | 0 | 10 |
| 1/27/2019 | 10:20 PM | --- | --- | --- | --- | --- | 0 | --- | 0 | 0 | --- | --- | --- | --- | 30.162 | 0 | 0 | --- | --- | 67.9 | 12 | 13.3 | 62.1 | 0 | 1 | 0 | 10 |
| 1/27/2019 | 10:30 PM | --- | --- | --- | --- | --- | 0 | --- | 0 | 0 | --- | --- | --- | --- | 30.16 | 0 | 0 | --- | --- | 67.2 | 12 | 12.8 | 61.5 | 0 | 1 | 0 | 10 |
| 1/27/2019 | 10:40 PM | --- | --- | --- | --- | --- | 0 | --- | 0 | 0 | --- | --- | --- | --- | 30.164 | 0 | 0 | --- | --- | 67.4 | 12 | 13 | 61.7 | 0 | 1 | 0 | 10 |
| 1/27/2019 | 10:50 PM | --- | --- | --- | --- | --- | 0 | --- | 0 | 0 | --- | --- | --- | --- | 30.167 | 0 | 0 | --- | --- | 67.4 | 12 | 13 | 61.7 | 0 | 1 | 0 | 10 |
| 1/27/2019 | 11:00 PM | --- | --- | --- | --- | --- | 0 | --- | 0 | 0 | --- | --- | --- | --- | 30.168 | 0 | 0 | --- | --- | 67.6 | 12 | 13.1 | 61.8 | 0 | 1 | 0 | 10 |
| 1/27/2019 | 11:10 PM | --- | --- | --- | --- | --- | 0 | --- | 0 | 0 | --- | --- | --- | --- | 30.174 | 0 | 0 | --- | --- | 67.6 | 12 | 13.1 | 61.8 | 0 | 1 | 0 | 10 |
| 1/27/2019 | 11:20 PM | --- | --- | --- | --- | --- | 0 | --- | 0 | 0 | --- | --- | --- | --- | 30.175 | 0 | 0 | --- | --- | 67.1 | 12 | 12.7 | 61.4 | 0 | 1 | 0 | 10 |
| 1/27/2019 | 11:30 PM | --- | --- | --- | --- | --- | 0 | --- | 0 | 0 | --- | --- | --- | --- | 30.177 | 0 | 0 | --- | --- | 67.2 | 12 | 12.8 | 61.5 | 0 | 1 | 0 | 10 |
| 1/27/2019 | 11:40 PM | --- | --- | --- | --- | --- | 0 | --- | 0 | 0 | --- | --- | --- | --- | 30.18 | 0 | 0 | --- | --- | 67.2 | 12 | 12.8 | 61.5 | 0 | 1 | 0 | 10 |
| 1/27/2019 | 11:50 PM | --- | --- | --- | --- | --- | 0 | --- | 0 | 0 | --- | --- | --- | --- | 30.183 | 0 | 0 | --- | --- | 67.2 | 12 | 12.8 | 61.5 | 0 | 1 | 0 | 10 |
| 1/28/2019 | 12:00 AM | --- | --- | --- | --- | --- | 0 | --- | 0 | 0 | --- | --- | --- | --- | 30.183 | 0 | 0 | --- | --- | 67.6 | 12 | 13.1 | 61.8 | 0 | 1 | 0 | 10 |
| 1/28/2019 | 12:10 AM | --- | --- | --- | --- | --- | 0 | --- | 0 | 0 | --- | --- | --- | --- | 30.187 | 0 | 0 | --- | --- | 67.4 | 12 | 13 | 61.7 | 0 | 1 | 0 | 10 |
| 1/28/2019 | 12:20 AM | --- | --- | --- | --- | --- | 0 | --- | 0 | 0 | --- | --- | --- | --- | 30.185 | 0 | 0 | --- | --- | 67.7 | 12 | 13.2 | 61.9 | 0 | 1 | 0 | 10 |
| 1/28/2019 | 12:30 AM | --- | --- | --- | --- | --- | 0 | --- | 0 | 0 | --- | --- | --- | --- | 30.185 | 0 | 0 | --- | --- | 67.6 | 12 | 13.1 | 61.8 | 0 | 1 | 0 | 10 |
| 1/28/2019 | 12:40 AM | 15.4 | 15.4 | 15.4 | 72 | 8 | 8 | SSW | 1.33 | 12 | SW | 4.6 | 15.1 | 4.3 | 30.183 | 0 | 0 | 0.344 | 0 | 67.7 | 12 | 13.2 | 61.9 | 69 | 1 | 30.3 | 10 |
| 1/28/2019 | 12:50 AM | 15.3 | 15.4 | 15.3 | 72 | 7.9 | 8 | SSW | 1.33 | 12 | SW | 4.5 | 15 | 4.2 | 30.183 | 0 | 0 | 0.345 | 0 | 67.6 | 12 | 13.1 | 61.8 | 121 | 1 | 53.1 | 10 |
| 1/28/2019 | 1:00 AM | 15.3 | 15.3 | 15.2 | 72 | 7.9 | 7 | SW | 1.17 | 10 | SW | 5.4 | 15 | 5.1 | 30.182 | 0 | 0 | 0.345 | 0 | 67.6 | 12 | 13.1 | 61.8 | 125 | 1 | 54.8 | 10 |
| 1/28/2019 | 1:10 AM | 15.1 | 15.2 | 15.1 | 72 | 7.7 | 7 | SW | 1.17 | 10 | SW | 5.1 | 14.8 | 4.8 | 30.183 | 0 | 0 | 0.347 | 0 | 67.7 | 12 | 13.2 | 61.9 | 120 | 1 | 52.6 | 10 |
| 1/28/2019 | 1:20 AM | 15.1 | 15.1 | 15.1 | 72 | 7.7 | 7 | SW | 1.17 | 9 | SW | 5.1 | 14.8 | 4.8 | 30.186 | 0 | 0 | 0.347 | 0 | 67.7 | 12 | 13.2 | 61.9 | 123 | 1 | 53.9 | 10 |
| 1/28/2019 | 1:30 AM | 14.9 | 15.1 | 14.9 | 72 | 7.5 | 8 | SW | 1.33 | 10 | SW | 4 | 14.6 | 3.7 | 30.187 | 0 | 0 | 0.348 | 0 | 67.7 | 12 | 13.2 | 61.9 | 122 | 1 | 53.5 | 10 |
| 1/28/2019 | 1:40 AM | 14.9 | 15 | 14.9 | 72 | 7.5 | 8 | SW | 1.33 | 10 | SW | 4 | 14.6 | 3.7 | 30.188 | 0 | 0 | 0.348 | 0 | 67.9 | 12 | 13.3 | 62.1 | 110 | 1 | 48.2 | 10 |
| 1/28/2019 | 1:50 AM | 14.9 | 14.9 | 14.9 | 72 | 7.5 | 7 | SW | 1.17 | 9 | SW | 4.9 | 14.6 | 4.6 | 30.189 | 0 | 0 | 0.348 | 0 | 67.9 | 12 | 13.3 | 62.1 | 126 | 1 | 55.3 | 10 |
| 1/28/2019 | 2:00 AM | 14.9 | 14.9 | 14.9 | 73 | 7.8 | 7 | SW | 1.17 | 10 | SW | 4.9 | 14.7 | 4.7 | 30.192 | 0 | 0 | 0.348 | 0 | 67.9 | 11 | 11.4 | 62 | 120 | 1 | 52.6 | 10 |
| 1/28/2019 | 2:10 AM | 14.8 | 14.9 | 14.8 | 73 | 7.7 | 8 | SW | 1.33 | 11 | SW | 3.9 | 14.6 | 3.7 | 30.195 | 0 | 0 | 0.349 | 0 | 67.9 | 11 | 11.4 | 62 | 112 | 1 | 49.1 | 10 |
| 1/28/2019 | 2:20 AM | 14.8 | 14.8 | 14.8 | 73 | 7.7 | 8 | SW | 1.33 | 10 | SW | 3.9 | 14.6 | 3.7 | 30.201 | 0 | 0 | 0.349 | 0 | 68.4 | 11 | 11.8 | 62.6 | 53 | 1 | 23.2 | 10 |
| 1/28/2019 | 2:30 AM | 14.7 | 14.7 | 14.6 | 73 | 7.6 | 8 | SW | 1.33 | 11 | SW | 3.8 | 14.5 | 3.6 | 30.202 | 0 | 0 | 0.349 | 0 | 68.1 | 11 | 11.5 | 62.2 | 123 | 1 | 53.9 | 10 |
| 1/28/2019 | 2:40 AM | 14.6 | 14.7 | 14.6 | 73 | 7.5 | 8 | SW | 1.33 | 11 | SSW | 3.7 | 14.4 | 3.5 | 30.199 | 0 | 0 | 0.35 | 0 | 68.1 | 11 | 11.5 | 62.2 | 126 | 1 | 55.3 | 10 |
| 1/28/2019 | 2:50 AM | 14.4 | 14.6 | 14.4 | 73 | 7.3 | 9 | SW | 1.5 | 12 | SW | 2.6 | 14.2 | 2.4 | 30.201 | 0 | 0 | 0.351 | 0 | 68.1 | 11 | 11.5 | 62.2 | 108 | 1 | 47.4 | 10 |
| 1/28/2019 | 3:00 AM | 14.3 | 14.4 | 14.3 | 73 | 7.2 | 9 | SW | 1.5 | 11 | SW | 2.5 | 14.1 | 2.3 | 30.203 | 0 | 0 | 0.352 | 0 | 68.2 | 11 | 11.6 | 62.4 | 90 | 1 | 39.5 | 10 |
| 1/28/2019 | 3:10 AM | 14.1 | 14.3 | 14.1 | 74 | 7.3 | 8 | SW | 1.33 | 10 | SW | 3 | 13.9 | 2.8 | 30.201 | 0 | 0 | 0.353 | 0 | 68.1 | 11 | 11.5 | 62.2 | 127 | 1 | 55.7 | 10 |
| 1/28/2019 | 3:20 AM | 14 | 14.2 | 14 | 74 | 7.2 | 8 | SW | 1.33 | 11 | SW | 2.9 | 13.8 | 2.7 | 30.204 | 0 | 0 | 0.354 | 0 | 67.9 | 11 | 11.4 | 62 | 125 | 1 | 54.8 | 10 |
| 1/28/2019 | 3:30 AM | 14 | 14 | 14 | 74 | 7.2 | 9 | SW | 1.5 | 12 | SW | 2.1 | 13.8 | 1.9 | 30.202 | 0 | 0 | 0.354 | 0 | 67.9 | 11 | 11.4 | 62 | 126 | 1 | 55.3 | 10 |
| 1/28/2019 | 3:40 AM | 13.9 | 14 | 13.9 | 74 | 7.1 | 8 | SW | 1.33 | 10 | SW | 2.8 | 13.7 | 2.6 | 30.197 | 0 | 0 | 0.355 | 0 | 67.9 | 11 | 11.4 | 62 | 123 | 1 | 53.9 | 10 |
| 1/28/2019 | 3:50 AM | 13.8 | 13.9 | 13.8 | 74 | 7 | 9 | SW | 1.5 | 11 | WSW | 1.9 | 13.6 | 1.7 | 30.196 | 0 | 0 | 0.356 | 0 | 68.1 | 11 | 11.5 | 62.2 | 124 | 1 | 54.4 | 10 |

## On-Site Meteorological Data

| Date | Time | Temp Out | Hi Temp | Low Temp | Out Hum | Dew Pt. | Wind Speed | Wind Dir | Wind Run | Hi Speed | Hi Dir | Wind Chill | Heat Index | THW Index | Bar | Rain | Rain Rate | Heat D-D | Cool D-D | In Temp | In Hum | In Dew | In Heat | Wind Samp | Wind Tx | ISS Recept | Arc. Int. |
|---|---|---|---|---|---|---|---|---|---|---|---|---|---|---|---|---|---|---|---|---|---|---|---|---|---|---|---|
| 1/28/2019 | 4:00 AM | 13.8 | 13.8 | 13.8 | 74 | 7 | 9 | SW | 1.5 | 12 | SW | 1.9 | 13.6 | 1.7 | 30.197 | 0 | 0 | 0.356 | 0 | 68.1 | 11 | 11.5 | 62.2 | 122 | 1 | 53.5 | 10 |
| 1/28/2019 | 4:10 AM | 13.8 | 13.8 | 13.8 | 75 | 7.3 | 9 | SW | 1.5 | 12 | SW | 1.9 | 13.6 | 1.7 | 30.197 | 0 | 0 | 0.356 | 0 | 67.9 | 11 | 11.4 | 62 | 123 | 1 | 53.9 | 10 |
| 1/28/2019 | 4:20 AM | 13.8 | 13.8 | 13.8 | 75 | 7.3 | 9 | SW | 1.5 | 11 | SW | 1.9 | 13.6 | 1.7 | 30.198 | 0 | 0 | 0.356 | 0 | 67.9 | 11 | 11.4 | 62 | 117 | 1 | 51.3 | 10 |
| 1/28/2019 | 4:30 AM | 13.8 | 13.8 | 13.7 | 75 | 7.3 | 8 | SW | 1.33 | 11 | WSW | 2.7 | 13.6 | 2.5 | 30.2 | 0 | 0 | 0.356 | 0 | 67.9 | 11 | 11.4 | 62 | 137 | 1 | 60.1 | 10 |
| 1/28/2019 | 4:40 AM | 13.7 | 13.8 | 13.7 | 75 | 7.2 | 9 | WSW | 1.5 | 11 | WSW | 1.8 | 13.5 | 1.6 | 30.199 | 0 | 0 | 0.356 | 0 | 67.9 | 11 | 11.4 | 62 | 119 | 1 | 52.2 | 10 |
| 1/28/2019 | 4:50 AM | 13.6 | 13.7 | 13.6 | 75 | 7.1 | 8 | WSW | 1.33 | 11 | WSW | 2.4 | 13.4 | 2.2 | 30.195 | 0 | 0 | 0.357 | 0 | 67.9 | 11 | 11.4 | 62 | 124 | 1 | 54.4 | 10 |
| 1/28/2019 | 5:00 AM | 13.5 | 13.7 | 13.5 | 75 | 7 | 7 | WSW | 1.17 | 9 | WSW | 3.2 | 13.3 | 3 | 30.197 | 0 | 0 | 0.358 | 0 | 68.1 | 11 | 11.5 | 62.2 | 131 | 1 | 57.5 | 10 |
| 1/28/2019 | 5:10 AM | 13.5 | 13.6 | 13.5 | 75 | 7 | 7 | WSW | 1.17 | 8 | WSW | 3.2 | 13.3 | 3 | 30.198 | 0 | 0 | 0.358 | 0 | 68.1 | 11 | 11.5 | 62.2 | 127 | 1 | 55.7 | 10 |
| 1/28/2019 | 5:20 AM | 13.4 | 13.5 | 13.4 | 75 | 7 | 7 | W | 1.17 | 9 | WSW | 3.1 | 13.2 | 2.9 | 30.203 | 0 | 0 | 0.358 | 0 | 68.1 | 11 | 11.5 | 62.2 | 129 | 1 | 56.6 | 10 |
| 1/28/2019 | 5:30 AM | 13.2 | 13.4 | 13.2 | 75 | 6.8 | 7 | W | 1.17 | 8 | W | 2.8 | 13 | 2.6 | 30.209 | 0 | 0 | 0.36 | 0 | 68.1 | 11 | 11.5 | 62.2 | 119 | 1 | 52.2 | 10 |
| 1/28/2019 | 5:40 AM | 13.1 | 13.2 | 13.1 | 75 | 6.7 | 6 | W | 1 | 8 | W | 3.7 | 12.9 | 3.5 | 30.214 | 0 | 0 | 0.36 | 0 | 68.1 | 11 | 11.5 | 62.2 | 131 | 1 | 57.5 | 10 |
| 1/28/2019 | 5:50 AM | 13.1 | 13.1 | 13 | 75 | 6.7 | 6 | W | 1 | 8 | W | 3.7 | 12.9 | 3.5 | 30.225 | 0 | 0 | 0.36 | 0 | 68.1 | 11 | 11.5 | 62.2 | 131 | 1 | 57.5 | 10 |
| 1/28/2019 | 6:00 AM | 13 | 13.1 | 13 | 75 | 6.6 | 6 | W | 1 | 8 | W | 3.6 | 12.8 | 3.4 | 30.219 | 0 | 0 | 0.361 | 0 | 68.1 | 11 | 11.5 | 62.2 | 125 | 1 | 54.8 | 10 |
| 1/28/2019 | 6:10 AM | 13 | 13.1 | 13 | 75 | 6.6 | 5 | WNW | 0.83 | 8 | WNW | 4.8 | 12.8 | 4.6 | 30.222 | 0 | 0 | 0.361 | 0 | 68.2 | 11 | 11.6 | 62.4 | 181 | 1 | 79.4 | 10 |
| 1/28/2019 | 6:20 AM | 13 | 13 | 13 | 76 | 6.9 | 6 | WNW | 1 | 8 | NW | 3.6 | 12.8 | 3.4 | 30.219 | 0 | 0 | 0.361 | 0 | 68.4 | 11 | 11.8 | 62.6 | 191 | 1 | 83.8 | 10 |
| 1/28/2019 | 6:30 AM | 12.9 | 13 | 12.9 | 76 | 6.8 | 6 | NW | 1 | 7 | WNW | 3.5 | 12.7 | 3.3 | 30.228 | 0 | 0 | 0.362 | 0 | 68.6 | 11 | 11.9 | 62.9 | 193 | 1 | 84.6 | 10 |
| 1/28/2019 | 6:40 AM | 12.9 | 12.9 | 12.9 | 76 | 6.8 | 6 | NW | 1 | 8 | NW | 3.5 | 12.7 | 3.3 | 30.23 | 0 | 0 | 0.362 | 0 | 68.6 | 11 | 11.9 | 62.9 | 191 | 1 | 83.8 | 10 |
| 1/28/2019 | 6:50 AM | 12.9 | 12.9 | 12.9 | 76 | 6.8 | 6 | NW | 1 | 8 | NW | 3.5 | 12.7 | 3.3 | 30.233 | 0 | 0 | 0.362 | 0 | 68.6 | 11 | 11.9 | 62.9 | 194 | 1 | 85.1 | 10 |
| 1/28/2019 | 7:00 AM | 12.8 | 12.9 | 12.8 | 76 | 6.7 | 5 | NW | 0.83 | 6 | NW | 4.5 | 12.6 | 4.3 | 30.235 | 0 | 0 | 0.363 | 0 | 68.6 | 11 | 11.9 | 62.9 | 155 | 1 | 68 | 10 |
| 1/28/2019 | 7:10 AM | 12.8 | 12.8 | 12.8 | 76 | 6.7 | 3 | NW | 0.5 | 5 | NW | 7.6 | 12.6 | 7.4 | 30.238 | 0 | 0 | 0.363 | 0 | 68.6 | 12 | 13.9 | 63 | 96 | 1 | 42.1 | 10 |
| 1/28/2019 | 7:20 AM | 12.7 | 12.8 | 12.7 | 76 | 6.6 | 4 | NW | 0.67 | 6 | NW | 5.8 | 12.5 | 5.6 | 30.245 | 0 | 0 | 0.363 | 0 | 68.9 | 12 | 14.1 | 63.4 | 67 | 1 | 29.4 | 10 |
| 1/28/2019 | 7:30 AM | 12.7 | 12.8 | 12.7 | 76 | 6.6 | 2 | NW | 0.33 | 4 | NW | 9.8 | 12.5 | 9.6 | 30.253 | 0 | 0 | 0.363 | 0 | 69.4 | 12 | 14.5 | 64 | 85 | 1 | 37.3 | 10 |
| 1/28/2019 | 7:40 AM | 12.6 | 12.7 | 12.6 | 76 | 6.5 | 2 | NW | 0.33 | 3 | NW | 9.6 | 12.4 | 9.4 | 30.252 | 0 | 0 | 0.364 | 0 | 69.1 | 12 | 14.3 | 63.6 | 183 | 1 | 80.3 | 10 |
| 1/28/2019 | 7:50 AM | 12.5 | 12.6 | 12.5 | 76 | 6.4 | 3 | NW | 0.5 | 5 | NW | 7.3 | 12.3 | 7.1 | 30.254 | 0 | 0 | 0.365 | 0 | 69.1 | 12 | 14.3 | 63.6 | 121 | 1 | 53.1 | 10 |
| 1/28/2019 | 8:00 AM | 12.5 | 12.5 | 12.5 | 76 | 6.4 | 5 | NNE | 0.83 | 7 | NNE | 4.2 | 12.3 | 4 | 30.254 | 0 | 0 | 0.365 | 0 | 69.3 | 12 | 14.4 | 63.9 | 67 | 1 | 29.4 | 10 |
| 1/28/2019 | 8:10 AM | --- | --- | --- | 76 | --- | 6 | NNE | 1 | 6 | NNE | --- | --- | --- | 30.254 | 0 | 0 | --- | --- | 69.8 | 13 | 16.7 | 64.6 | 2 | 1 | 0.9 | 10 |
| 1/28/2019 | 8:20 AM | --- | --- | --- | --- | --- | 0 | --- | 0 | 0 | --- | --- | --- | --- | 30.255 | 0 | 0 | --- | --- | 69.8 | 13 | 16.7 | 64.6 | 0 | 1 | 0 | 10 |
| 1/28/2019 | 8:30 AM | --- | --- | --- | --- | --- | 0 | --- | 0 | 0 | --- | --- | --- | --- | 30.244 | 0 | 0 | --- | --- | 70 | 12 | 15 | 64.7 | 0 | 1 | 0 | 10 |
| 1/28/2019 | 8:40 AM | --- | --- | --- | --- | --- | 0 | --- | 0 | 0 | --- | --- | --- | --- | 30.249 | 0 | 0 | --- | --- | 69.8 | 13 | 16.7 | 64.6 | 0 | 1 | 0 | 10 |
| 1/28/2019 | 8:50 AM | --- | --- | --- | --- | --- | 0 | --- | 0 | 0 | --- | --- | --- | --- | 30.256 | 0 | 0 | --- | --- | 69.8 | 13 | 16.7 | 64.6 | 0 | 1 | 0 | 10 |
| 1/28/2019 | 9:00 AM | --- | --- | --- | --- | --- | 0 | --- | 0 | 0 | --- | --- | --- | --- | 30.256 | 0 | 0 | --- | --- | 69.6 | 12 | 14.7 | 64.2 | 0 | 1 | 0 | 10 |
| 1/28/2019 | 9:10 AM | --- | --- | --- | --- | --- | 0 | --- | 0 | 0 | --- | --- | --- | --- | 30.264 | 0 | 0 | --- | --- | 69.4 | 12 | 14.5 | 64 | 0 | 1 | 0 | 10 |
| 1/28/2019 | 9:20 AM | --- | --- | --- | --- | --- | 0 | --- | 0 | 0 | --- | --- | --- | --- | 30.264 | 0 | 0 | --- | --- | 69.6 | 12 | 14.7 | 64.2 | 0 | 1 | 0 | 10 |
| 1/28/2019 | 9:30 AM | --- | --- | --- | --- | --- | 0 | --- | 0 | 0 | --- | --- | --- | --- | 30.26 | 0 | 0 | --- | --- | 69.4 | 12 | 14.5 | 64 | 0 | 1 | 0 | 10 |
| 1/28/2019 | 9:40 AM | --- | --- | --- | --- | --- | 0 | --- | 0 | 0 | --- | --- | --- | --- | 30.262 | 0 | 0 | --- | --- | 69.4 | 12 | 14.5 | 64 | 0 | 1 | 0 | 10 |
| 1/28/2019 | 9:50 AM | --- | --- | --- | --- | --- | 0 | --- | 0 | 0 | --- | --- | --- | --- | 30.262 | 0 | 0 | --- | --- | 69.1 | 12 | 14.3 | 63.6 | 0 | 1 | 0 | 10 |
| 1/28/2019 | 10:00 AM | --- | --- | --- | --- | --- | 0 | --- | 0 | 0 | --- | --- | --- | --- | 30.258 | 0 | 0 | --- | --- | 69.1 | 12 | 14.3 | 63.6 | 0 | 1 | 0 | 10 |
| 1/28/2019 | 10:10 AM | --- | --- | --- | --- | --- | 0 | --- | 0 | 0 | --- | --- | --- | --- | 30.269 | 0 | 0 | --- | --- | 69.4 | 12 | 14.5 | 64 | 0 | 1 | 0 | 10 |
| 1/28/2019 | 10:20 AM | --- | --- | --- | --- | --- | 0 | --- | 0 | 0 | --- | --- | --- | --- | 30.273 | 0 | 0 | --- | --- | 69.3 | 12 | 14.4 | 63.9 | 0 | 1 | 0 | 10 |
| 1/28/2019 | 10:30 AM | --- | --- | --- | --- | --- | 0 | --- | 0 | 0 | --- | --- | --- | --- | 30.274 | 0 | 0 | --- | --- | 69.3 | 12 | 14.4 | 63.9 | 0 | 1 | 0 | 10 |
| 1/28/2019 | 10:40 AM | --- | --- | --- | --- | --- | 0 | --- | 0 | 0 | --- | --- | --- | --- | 30.27 | 0 | 0 | --- | --- | 69.3 | 12 | 14.4 | 63.9 | 0 | 1 | 0 | 10 |
| 1/28/2019 | 10:50 AM | --- | --- | --- | --- | --- | 0 | --- | 0 | 0 | --- | --- | --- | --- | 30.268 | 0 | 0 | --- | --- | 69.3 | 12 | 14.4 | 63.9 | 0 | 1 | 0 | 10 |
| 1/28/2019 | 11:00 AM | --- | --- | --- | --- | --- | 0 | --- | 0 | 0 | --- | --- | --- | --- | 30.254 | 0 | 0 | --- | --- | 69.3 | 12 | 14.4 | 63.9 | 0 | 1 | 0 | 10 |
| 1/28/2019 | 11:10 AM | --- | --- | --- | --- | --- | 0 | --- | 0 | 0 | --- | --- | --- | --- | 30.249 | 0 | 0 | --- | --- | 69.4 | 12 | 14.5 | 64 | 0 | 1 | 0 | 10 |
| 1/28/2019 | 11:20 AM | --- | --- | --- | --- | --- | 0 | --- | 0 | 0 | --- | --- | --- | --- | 30.244 | 0 | 0 | --- | --- | 69.6 | 12 | 14.7 | 64.2 | 0 | 1 | 0 | 10 |
| 1/28/2019 | 11:30 AM | --- | --- | --- | --- | --- | 0 | --- | 0 | 0 | --- | --- | --- | --- | 30.235 | 0 | 0 | --- | --- | 69.3 | 12 | 14.4 | 63.9 | 0 | 1 | 0 | 10 |
| 1/28/2019 | 11:40 AM | --- | --- | --- | --- | --- | 0 | --- | 0 | 0 | --- | --- | --- | --- | 30.226 | 0 | 0 | --- | --- | 69.1 | 12 | 14.3 | 63.6 | 0 | 1 | 0 | 10 |
| 1/28/2019 | 11:50 AM | --- | --- | --- | --- | --- | 0 | --- | 0 | 0 | --- | --- | --- | --- | 30.227 | 0 | 0 | --- | --- | 68.9 | 12 | 14.1 | 63.4 | 0 | 1 | 0 | 10 |
| 1/28/2019 | 12:00 PM | --- | --- | --- | --- | --- | 0 | --- | 0 | 0 | --- | --- | --- | --- | 30.219 | 0 | 0 | --- | --- | 68.9 | 12 | 14.1 | 63.4 | 0 | 1 | 0 | 10 |
| 1/28/2019 | 12:10 PM | --- | --- | --- | --- | --- | 0 | --- | 0 | 0 | --- | --- | --- | --- | 30.206 | 0 | 0 | --- | --- | 69.3 | 12 | 14.4 | 63.9 | 0 | 1 | 0 | 10 |
| 1/28/2019 | 12:20 PM | --- | --- | --- | --- | --- | 0 | --- | 0 | 0 | --- | --- | --- | --- | 30.187 | 0 | 0 | --- | --- | 69.1 | 12 | 14.3 | 63.6 | 0 | 1 | 0 | 10 |
| 1/28/2019 | 12:30 PM | --- | --- | --- | --- | --- | 0 | --- | 0 | 0 | --- | --- | --- | --- | 30.181 | 0 | 0 | --- | --- | 69.3 | 12 | 14.4 | 63.9 | 0 | 1 | 0 | 10 |
| 1/28/2019 | 12:40 PM | --- | --- | --- | --- | --- | 0 | --- | 0 | 0 | --- | --- | --- | --- | 30.175 | 0 | 0 | --- | --- | 69.3 | 12 | 14.4 | 63.9 | 0 | 1 | 0 | 10 |
| 1/28/2019 | 12:50 PM | 14.1 | 14.1 | 13.8 | 80 | 9.1 | 10 | E | 1.67 | 15 | ENE | 1.5 | 13.9 | 1.3 | 30.178 | 0 | 0 | 0.353 | 0 | 69.4 | 12 | 14.5 | 64 | 122 | 1 | 53.5 | 10 |
| 1/28/2019 | 1:00 PM | 14.5 | 14.5 | 14.1 | 79 | 9.2 | 11 | E | 1.83 | 19 | E | 1.4 | 14.3 | 1.2 | 30.176 | 0 | 0 | 0.351 | 0 | 69.4 | 12 | 14.5 | 64 | 147 | 1 | 64.5 | 10 |
| 1/28/2019 | 1:10 PM | 14.6 | 14.6 | 14.6 | 78 | 9 | 13 | E | 2.17 | 18 | E | 0.3 | 14.4 | 0.1 | 30.175 | 0 | 0 | 0.35 | 0 | 69.4 | 13 | 16.4 | 64.1 | 89 | 1 | 39 | 10 |
| 1/28/2019 | 1:20 PM | 14.5 | 14.6 | 14.5 | 78 | 8.9 | 11 | E | 1.83 | 16 | E | 1.4 | 14.3 | 1.2 | 30.169 | 0 | 0 | 0.351 | 0 | 69.4 | 13 | 16.4 | 64.1 | 48 | 1 | 21.1 | 10 |
| 1/28/2019 | 1:30 PM | --- | --- | --- | --- | --- | 0 | --- | 0 | 0 | --- | --- | --- | --- | 30.159 | 0 | 0 | --- | --- | 69.6 | 13 | 16.5 | 64.3 | 0 | 1 | 0 | 10 |
| 1/28/2019 | 1:40 PM | --- | --- | --- | --- | --- | 0 | --- | 0 | 0 | --- | --- | --- | --- | 30.155 | 0 | 0 | --- | --- | 69.6 | 13 | 16.5 | 64.3 | 0 | 1 | 0 | 10 |
| 1/28/2019 | 1:50 PM | --- | --- | --- | --- | --- | 0 | --- | 0 | 0 | --- | --- | --- | --- | 30.155 | 0 | 0 | --- | --- | 69.6 | 13 | 16.5 | 64.3 | 0 | 1 | 0 | 10 |
| 1/28/2019 | 2:00 PM | --- | --- | --- | --- | --- | 0 | --- | 0 | 0 | --- | --- | --- | --- | 30.157 | 0 | 0 | --- | --- | 69.4 | 13 | 16.4 | 64.1 | 0 | 1 | 0 | 10 |
| 1/28/2019 | 2:10 PM | --- | --- | --- | --- | --- | 0 | --- | 0 | 0 | --- | --- | --- | --- | 30.146 | 0 | 0 | --- | --- | 69.6 | 12 | 14.7 | 64.2 | 0 | 1 | 0 | 10 |

**On-Site Meteorological Data**

| Date | Time | Temp Out | Hi Temp | Low Temp | Out Hum | Dew Pt. | Wind Speed | Wind Dir | Wind Run | Hi Speed | Hi Dir | Wind Chill | Heat Index | THW Index | Bar | Rain | Rain Rate | Heat D-D | Cool D-D | In Temp | In Hum | In Dew | In Heat | Wind Samp | Wind Tx | ISS Recept | Arc. Int. |
|---|---|---|---|---|---|---|---|---|---|---|---|---|---|---|---|---|---|---|---|---|---|---|---|---|---|---|---|
| 1/28/2019 | 2:20 PM | --- | --- | --- | --- | --- | 0 | --- | 0 | 0 | --- | --- | --- | --- | 30.138 | 0 | 0 | --- | --- | 69.8 | 12 | 14.8 | 64.5 | 0 | 1 | 0 | 10 |
| 1/28/2019 | 2:30 PM | --- | --- | --- | --- | --- | 0 | --- | 0 | 0 | --- | --- | --- | --- | 30.132 | 0 | 0 | --- | --- | 69.8 | 12 | 14.8 | 64.5 | 0 | 1 | 0 | 10 |
| 1/28/2019 | 2:40 PM | --- | --- | --- | --- | --- | 0 | --- | 0 | 0 | --- | --- | --- | --- | 30.12 | 0 | 0 | --- | --- | 70.1 | 12 | 15.1 | 64.8 | 0 | 1 | 0 | 10 |
| 1/28/2019 | 2:50 PM | --- | --- | --- | --- | --- | 0 | --- | 0 | 0 | --- | --- | --- | --- | 30.12 | 0 | 0 | --- | --- | 70.3 | 13 | 17.1 | 65.2 | 0 | 1 | 0 | 10 |
| 1/28/2019 | 3:00 PM | --- | --- | --- | --- | --- | 0 | --- | 0 | 0 | --- | --- | --- | --- | 30.112 | 0 | 0 | --- | --- | 70.1 | 12 | 15.1 | 64.8 | 0 | 1 | 0 | 10 |
| 1/28/2019 | 3:10 PM | 16 | 16 | 16 | 76 | 9.8 | 15 | ENE | 2.5 | 18 | ENE | 1.1 | 15.8 | 0.9 | 30.108 | 0 | 0 | 0.34 | 0 | 70 | 12 | 15 | 64.7 | 4 | 1 | 1.8 | 10 |
| 1/28/2019 | 3:20 PM | 16.2 | 16.2 | 16 | 75 | 9.7 | 14 | ENE | 2.33 | 20 | ENE | 1.8 | 16 | 1.6 | 30.09 | 0 | 0 | 0.339 | 0 | 70.1 | 12 | 15.1 | 64.8 | 135 | 1 | 59.2 | 10 |
| 1/28/2019 | 3:30 PM | 16.4 | 16.4 | 16.2 | 75 | 9.9 | 13 | ENE | 2.17 | 21 | ENE | 2.6 | 16.2 | 2.4 | 30.091 | 0 | 0 | 0.338 | 0 | 70.3 | 12 | 15.2 | 65.1 | 140 | 1 | 61.4 | 10 |
| 1/28/2019 | 3:40 PM | 16.6 | 16.6 | 16.4 | 75 | 10.1 | 12 | ENE | 2 | 19 | E | 3.4 | 16.4 | 3.2 | 30.092 | 0 | 0 | 0.336 | 0 | 69.6 | 12 | 14.7 | 64.2 | 135 | 1 | 59.2 | 10 |
| 1/28/2019 | 3:50 PM | 16.8 | 16.8 | 16.6 | 75 | 10.2 | 10 | ENE | 1.67 | 15 | ENE | 4.9 | 16.6 | 4.7 | 30.09 | 0 | 0 | 0.335 | 0 | 69.3 | 13 | 16.3 | 64 | 122 | 1 | 53.5 | 10 |
| 1/28/2019 | 4:00 PM | 17.1 | 17.1 | 16.9 | 74 | 10.2 | 10 | ENE | 1.67 | 15 | ENE | 5.3 | 16.9 | 5.1 | 30.094 | 0 | 0 | 0.333 | 0 | 69.4 | 13 | 16.4 | 64.1 | 134 | 1 | 58.8 | 10 |
| 1/28/2019 | 4:10 PM | 17.2 | 17.2 | 17.1 | 74 | 10.3 | 9 | ENE | 1.5 | 12 | ENE | 6.1 | 17 | 5.9 | 30.084 | 0 | 0 | 0.332 | 0 | 69.6 | 13 | 16.5 | 64.3 | 125 | 1 | 54.8 | 10 |
| 1/28/2019 | 4:20 PM | 17.3 | 17.3 | 17.2 | 73 | 10.1 | 13 | ENE | 2.17 | 18 | ENE | 3.8 | 17 | 3.5 | 30.074 | 0 | 0 | 0.331 | 0 | 69.8 | 12 | 14.8 | 64.5 | 118 | 1 | 51.8 | 10 |
| 1/28/2019 | 4:30 PM | 17.4 | 17.4 | 17.3 | 73 | 10.2 | 11 | ENE | 1.83 | 15 | ENE | 5 | 17.1 | 4.7 | 30.071 | 0 | 0 | 0.331 | 0 | 69.4 | 13 | 16.4 | 64.1 | 126 | 1 | 55.3 | 10 |
| 1/28/2019 | 4:40 PM | 17.5 | 17.5 | 17.4 | 73 | 10.3 | 11 | ENE | 1.83 | 15 | ENE | 5.1 | 17.2 | 4.8 | 30.06 | 0 | 0 | 0.33 | 0 | 69.4 | 13 | 16.4 | 64.1 | 132 | 1 | 57.9 | 10 |
| 1/28/2019 | 4:50 PM | 17.6 | 17.6 | 17.5 | 73 | 10.4 | 12 | ENE | 2 | 15 | ENE | 4.7 | 17.3 | 4.4 | 30.054 | 0 | 0 | 0.329 | 0 | 69.4 | 12 | 14.5 | 64 | 134 | 1 | 58.8 | 10 |
| 1/28/2019 | 5:00 PM | 17.4 | 17.6 | 17.4 | 72 | 9.9 | 12 | ENE | 2 | 19 | E | 4.4 | 17.1 | 4.1 | 30.047 | 0 | 0 | 0.331 | 0 | 69.1 | 13 | 16.1 | 63.7 | 131 | 1 | 57.5 | 10 |
| 1/28/2019 | 5:10 PM | 17.4 | 17.4 | 17.4 | 72 | 9.9 | 13 | ENE | 2.17 | 20 | ENE | 3.9 | 17.1 | 3.6 | 30.041 | 0 | 0 | 0.331 | 0 | 68.8 | 13 | 15.9 | 63.4 | 115 | 1 | 50.4 | 10 |
| 1/28/2019 | 5:20 PM | 17.4 | 17.4 | 17.3 | 72 | 9.9 | 15 | ENE | 2.5 | 22 | ENE | 2.9 | 17.1 | 2.6 | 30.044 | 0 | 0 | 0.331 | 0 | 68.9 | 13 | 16 | 63.5 | 133 | 1 | 58.3 | 10 |
| 1/28/2019 | 5:30 PM | 17.5 | 17.5 | 17.4 | 72 | 10 | 14 | E | 2.33 | 20 | E | 3.5 | 17.2 | 3.2 | 30.043 | 0 | 0 | 0.33 | 0 | 68.9 | 12 | 14.1 | 63.4 | 139 | 1 | 61 | 10 |
| 1/28/2019 | 5:40 PM | 17.4 | 17.5 | 17.4 | 72 | 9.9 | 16 | E | 2.67 | 21 | E | 2.4 | 17.1 | 2.1 | 30.041 | 0 | 0 | 0.331 | 0 | 68.4 | 13 | 15.6 | 62.9 | 130 | 1 | 57 | 10 |
| 1/28/2019 | 5:50 PM | 17.5 | 17.5 | 17.4 | 72 | 10 | 17 | E | 2.83 | 23 | ENE | 2.1 | 17.2 | 1.8 | 30.029 | 0 | 0 | 0.33 | 0 | 68.4 | 13 | 15.6 | 62.9 | 127 | 1 | 55.7 | 10 |
| 1/28/2019 | 6:00 PM | 17.4 | 17.5 | 17.4 | 72 | 9.9 | 17 | E | 2.83 | 24 | E | 2 | 17.1 | 1.7 | 30.021 | 0 | 0 | 0.331 | 0 | 68.6 | 13 | 15.7 | 63.1 | 128 | 1 | 56.1 | 10 |
| 1/28/2019 | 6:10 PM | 17.3 | 17.4 | 17.3 | 72 | 9.8 | 20 | E | 3.33 | 27 | E | 0.7 | 17 | 0.4 | 30.015 | 0 | 0 | 0.331 | 0 | 68.4 | 12 | 13.7 | 62.7 | 124 | 1 | 54.4 | 10 |
| 1/28/2019 | 6:20 PM | 17.3 | 17.3 | 17.3 | 72 | 9.8 | 20 | E | 3.33 | 27 | E | 0.7 | 17 | 0.4 | 30.007 | 0 | 0 | 0.331 | 0 | 67.9 | 13 | 15.2 | 62.3 | 116 | 1 | 50.9 | 10 |
| 1/28/2019 | 6:30 PM | 17.3 | 17.3 | 17.3 | 72 | 9.8 | 20 | E | 3.33 | 29 | E | 0.7 | 17 | 0.4 | 30 | 0 | 0 | 0.331 | 0 | 67.9 | 13 | 15.2 | 62.3 | 118 | 1 | 51.8 | 10 |
| 1/28/2019 | 6:40 PM | 17.3 | 17.3 | 17.3 | 72 | 9.8 | 19 | E | 3.17 | 25 | E | 1.1 | 17 | 0.8 | 29.988 | 0 | 0 | 0.331 | 0 | 68.2 | 12 | 13.6 | 62.5 | 119 | 1 | 52.2 | 10 |
| 1/28/2019 | 6:50 PM | 17.3 | 17.3 | 17.2 | 72 | 9.8 | 18 | E | 3 | 24 | E | 1.5 | 17 | 1.2 | 29.988 | 0 | 0 | 0.331 | 0 | 67.9 | 12 | 13.3 | 62.1 | 133 | 1 | 58.3 | 10 |
| 1/28/2019 | 7:00 PM | 17.3 | 17.3 | 17.2 | 72 | 9.8 | 17 | E | 2.83 | 23 | E | 1.9 | 17 | 1.6 | 29.982 | 0 | 0 | 0.331 | 0 | 67.7 | 12 | 13.2 | 61.9 | 130 | 1 | 57 | 10 |
| 1/28/2019 | 7:10 PM | 17.4 | 17.4 | 17.3 | 72 | 9.9 | 18 | E | 3 | 23 | ESE | 1.6 | 17.1 | 1.3 | 29.972 | 0 | 0 | 0.331 | 0 | 67.9 | 12 | 13.3 | 62.1 | 128 | 1 | 56.1 | 10 |
| 1/28/2019 | 7:20 PM | 17.4 | 17.4 | 17.3 | 72 | 9.9 | 18 | E | 3 | 23 | ESE | 1.6 | 17.1 | 1.3 | 29.967 | 0 | 0 | 0.331 | 0 | 68.1 | 12 | 13.5 | 62.4 | 127 | 1 | 55.7 | 10 |
| 1/28/2019 | 7:30 PM | 17.5 | 17.5 | 17.4 | 72 | 10 | 16 | E | 2.67 | 21 | E | 2.6 | 17.2 | 2.3 | 29.96 | 0 | 0 | 0.33 | 0 | 67.6 | 12 | 13.1 | 61.8 | 127 | 1 | 55.7 | 10 |
| 1/28/2019 | 7:40 PM | 17.6 | 17.6 | 17.5 | 72 | 10.1 | 16 | E | 2.67 | 21 | E | 2.7 | 17.3 | 2.4 | 29.952 | 0 | 0 | 0.329 | 0 | 67.2 | 12 | 12.8 | 61.5 | 127 | 1 | 55.7 | 10 |
| 1/28/2019 | 7:50 PM | 17.9 | 17.9 | 17.6 | 72 | 10.4 | 17 | E | 2.83 | 21 | E | 2.7 | 17.6 | 2.4 | 29.945 | 0 | 0 | 0.327 | 0 | 67.4 | 12 | 13 | 61.7 | 129 | 1 | 56.6 | 10 |
| 1/28/2019 | 8:00 PM | 18.1 | 18.1 | 17.9 | 73 | 10.9 | 16 | E | 2.67 | 20 | E | 3.3 | 17.8 | 3 | 29.933 | 0 | 0 | 0.326 | 0 | 67.7 | 12 | 13.2 | 61.9 | 121 | 1 | 53.1 | 10 |
| 1/28/2019 | 8:10 PM | 18.4 | 18.4 | 18.1 | 73 | 11.2 | 16 | E | 2.67 | 20 | E | 3.7 | 18.1 | 3.4 | 29.926 | 0 | 0 | 0.324 | 0 | 67.6 | 12 | 13.1 | 61.8 | 121 | 1 | 53.1 | 10 |
| 1/28/2019 | 8:20 PM | 18.6 | 18.6 | 18.4 | 73 | 11.4 | 15 | E | 2.5 | 20 | E | 4.4 | 18.3 | 4.1 | 29.921 | 0 | 0 | 0.322 | 0 | 67.7 | 12 | 13.2 | 61.9 | 89 | 1 | 39 | 10 |
| 1/28/2019 | 8:30 PM | --- | --- | --- | --- | --- | 0 | --- | 0 | 0 | --- | --- | --- | --- | 29.914 | 0 | 0 | --- | --- | 67.9 | 12 | 13.3 | 62.1 | 0 | 1 | 0 | 10 |
| 1/28/2019 | 8:40 PM | --- | --- | --- | --- | --- | 0 | --- | 0 | 0 | --- | --- | --- | --- | 29.902 | 0 | 0 | --- | --- | 67.9 | 12 | 13.3 | 62.1 | 0 | 1 | 0 | 10 |
| 1/28/2019 | 8:50 PM | --- | --- | --- | --- | --- | 0 | --- | 0 | 0 | --- | --- | --- | --- | 29.9 | 0 | 0 | --- | --- | 67.6 | 12 | 13.1 | 61.8 | 0 | 1 | 0 | 10 |
| 1/28/2019 | 9:00 PM | --- | --- | --- | --- | --- | 0 | --- | 0 | 0 | --- | --- | --- | --- | 29.895 | 0 | 0 | --- | --- | 67.4 | 12 | 13 | 61.7 | 0 | 1 | 0 | 10 |
| 1/28/2019 | 9:10 PM | --- | --- | --- | --- | --- | 0 | --- | 0 | 0 | --- | --- | --- | --- | 29.884 | 0 | 0 | --- | --- | 67.7 | 12 | 13.2 | 61.9 | 0 | 1 | 0 | 10 |
| 1/28/2019 | 9:20 PM | --- | --- | --- | --- | --- | 0 | --- | 0 | 0 | --- | --- | --- | --- | 29.877 | 0 | 0 | --- | --- | 67.9 | 12 | 13.3 | 62.1 | 0 | 1 | 0 | 10 |
| 1/28/2019 | 9:30 PM | --- | --- | --- | --- | --- | 0 | --- | 0 | 0 | --- | --- | --- | --- | 29.871 | 0 | 0 | --- | --- | 67.6 | 12 | 13.1 | 61.8 | 0 | 1 | 0 | 10 |
| 1/28/2019 | 9:40 PM | --- | --- | --- | --- | --- | 0 | --- | 0 | 0 | --- | --- | --- | --- | 29.873 | 0 | 0 | --- | --- | 67.7 | 12 | 13.2 | 61.9 | 0 | 1 | 0 | 10 |
| 1/28/2019 | 9:50 PM | --- | --- | --- | --- | --- | 0 | --- | 0 | 0 | --- | --- | --- | --- | 29.87 | 0 | 0 | --- | --- | 67.9 | 12 | 13.3 | 62.1 | 0 | 1 | 0 | 10 |
| 1/28/2019 | 10:00 PM | --- | --- | --- | --- | --- | 0 | --- | 0 | 0 | --- | --- | --- | --- | 29.87 | 0 | 0 | --- | --- | 67.7 | 12 | 13.2 | 61.9 | 0 | 1 | 0 | 10 |
| 1/28/2019 | 10:10 PM | --- | --- | --- | --- | --- | 0 | --- | 0 | 0 | --- | --- | --- | --- | 29.867 | 0 | 0 | --- | --- | 67.7 | 12 | 13.2 | 61.9 | 0 | 1 | 0 | 10 |
| 1/28/2019 | 10:20 PM | --- | --- | --- | --- | --- | 0 | --- | 0 | 0 | --- | --- | --- | --- | 29.87 | 0 | 0 | --- | --- | 67.7 | 12 | 13.2 | 61.9 | 0 | 1 | 0 | 10 |
| 1/28/2019 | 10:30 PM | --- | --- | --- | --- | --- | 0 | --- | 0 | 0 | --- | --- | --- | --- | 29.856 | 0 | 0 | --- | --- | 68.1 | 12 | 13.5 | 62.4 | 0 | 1 | 0 | 10 |
| 1/28/2019 | 10:40 PM | --- | --- | --- | --- | --- | 0 | --- | 0 | 0 | --- | --- | --- | --- | 29.847 | 0 | 0 | --- | --- | 67.7 | 12 | 13.2 | 61.9 | 0 | 1 | 0 | 10 |
| 1/28/2019 | 10:50 PM | --- | --- | --- | --- | --- | 0 | --- | 0 | 0 | --- | --- | --- | --- | 29.833 | 0 | 0 | --- | --- | 67.7 | 12 | 13.2 | 61.9 | 0 | 1 | 0 | 10 |
| 1/28/2019 | 11:00 PM | 28.2 | 28.2 | 28.1 | --- | --- | 19 | ESE | 3.17 | 23 | ESE | 15.3 | --- | --- | 29.819 | 0 | 0 | 0.256 | 0 | 67.9 | 12 | 13.3 | 62.1 | 20 | 1 | 8.8 | 10 |
| 1/28/2019 | 11:10 PM | 28.4 | 28.4 | 28.2 | 63 | 17.4 | 22 | ESE | 3.67 | 27 | ESE | 14.7 | 27.8 | 14.1 | 29.811 | 0 | 0 | 0.254 | 0 | 67.9 | 12 | 13.3 | 62.1 | 82 | 1 | 36 | 10 |
| 1/28/2019 | 11:20 PM | 28.6 | 28.6 | 28.4 | 63 | 17.6 | 22 | ESE | 3.67 | 27 | ESE | 14.9 | 28 | 14.3 | 29.803 | 0 | 0 | 0.253 | 0 | 67.7 | 12 | 13.2 | 61.9 | 70 | 1 | 30.7 | 10 |
| 1/28/2019 | 11:30 PM | 28.8 | 28.8 | 28.6 | 63 | 17.8 | 22 | ESE | 3.67 | 29 | SE | 15.2 | 28.2 | 14.6 | 29.805 | 0 | 0 | 0.251 | 0 | 67.9 | 12 | 13.3 | 62.1 | 81 | 1 | 35.5 | 10 |
| 1/28/2019 | 11:40 PM | 29 | 29 | 28.8 | 63 | 18 | 21 | ESE | 3.5 | 27 | ESE | 15.8 | 28.4 | 15.2 | 29.805 | 0 | 0 | 0.25 | 0 | 68.1 | 12 | 13.5 | 62.4 | 87 | 1 | 38.2 | 10 |
| 1/28/2019 | 11:50 PM | 29.3 | 29.3 | 29.1 | 63 | 18.3 | 21 | ESE | 3.5 | 26 | ESE | 16.1 | 28.7 | 15.5 | 29.802 | 0 | 0 | 0.248 | 0 | 68.2 | 12 | 13.6 | 62.5 | 93 | 1 | 40.8 | 10 |
| 1/29/2019 | 12:00 AM | 29.7 | 29.7 | 29.3 | 63 | 18.6 | 22 | ESE | 3.67 | 27 | ESE | 16.4 | 29.1 | 15.8 | 29.796 | 0 | 0 | 0.245 | 0 | 68.4 | 12 | 13.7 | 62.7 | 85 | 1 | 37.3 | 10 |
| 1/29/2019 | 12:10 AM | 30.1 | 30.1 | 29.7 | 64 | 19.4 | 24 | ESE | 4 | 30 | SE | 16.4 | 29.5 | 15.8 | 29.796 | 0 | 0 | 0.242 | 0 | 68.6 | 12 | 13.9 | 63 | 78 | 1 | 34.2 | 10 |
| 1/29/2019 | 12:20 AM | 30.4 | 30.4 | 30.1 | 64 | 19.7 | 23 | ESE | 3.83 | 30 | SE | 17.1 | 29.8 | 16.5 | 29.793 | 0 | 0 | 0.24 | 0 | 68.6 | 12 | 13.9 | 63 | 72 | 1 | 31.6 | 10 |
| 1/29/2019 | 12:30 AM | 30.5 | 30.5 | 30.4 | 63 | 19.4 | 21 | ESE | 3.5 | 27 | ESE | 17.7 | 29.9 | 17.1 | 29.795 | 0 | 0 | 0.24 | 0 | 68.8 | 12 | 14.1 | 63.2 | 74 | 1 | 32.5 | 10 |

## On-Site Meteorological Data

| Date | Time | Temp Out | Hi Temp | Low Temp | Out Hum | Dew Pt. | Wind Speed | Wind Dir | Wind Run | Hi Speed | Hi Dir | Wind Chill | Heat Index | THW Index | Bar | Rain | Rain Rate | Heat D-D | Cool D-D | In Temp | In Hum | In Dew | In Heat | Wind Samp | Wind Tx | ISS Recept | Arc. Int. |
|---|---|---|---|---|---|---|---|---|---|---|---|---|---|---|---|---|---|---|---|---|---|---|---|---|---|---|---|
| 1/29/2019 | 12:40 AM | 30.6 | 30.6 | 30.5 | 64 | 19.9 | 19 | ESE | 3.17 | 26 | ESE | 18.4 | 30 | 17.8 | 29.798 | 0 | 0 | 0.239 | 0 | 68.8 | 12 | 14.1 | 63.2 | 90 | 1 | 39.5 | 10 |
| 1/29/2019 | 12:50 AM | 30.8 | 30.8 | 30.6 | 64 | 20 | 19 | ESE | 3.17 | 26 | ESE | 18.7 | 30.2 | 18.1 | 29.793 | 0 | 0 | 0.238 | 0 | 68.6 | 12 | 13.9 | 63 | 72 | 1 | 31.6 | 10 |
| 1/29/2019 | 1:00 AM | 31 | 31 | 30.9 | 64 | 20.2 | 20 | ESE | 3.33 | 26 | ESE | 18.7 | 30.4 | 18.1 | 29.786 | 0 | 0 | 0.236 | 0 | 68.4 | 12 | 13.7 | 62.7 | 70 | 1 | 30.7 | 10 |
| 1/29/2019 | 1:10 AM | 31.1 | 31.1 | 31 | 64 | 20.3 | 19 | ESE | 3.17 | 24 | ESE | 19.1 | 30.5 | 18.5 | 29.778 | 0 | 0 | 0.235 | 0 | 68.4 | 12 | 13.7 | 62.7 | 79 | 1 | 34.6 | 10 |
| 1/29/2019 | 1:20 AM | 31.1 | 31.1 | 31.1 | 64 | 20.3 | 21 | ESE | 3.5 | 23 | ESE | 18.5 | 30.5 | 17.9 | 29.776 | 0 | 0 | 0.235 | 0 | 68.9 | 12 | 14.1 | 63.4 | 33 | 1 | 14.5 | 10 |
| 1/29/2019 | 1:30 AM | --- | --- | --- | --- | --- | 0 | --- | 0 | 0 | --- | --- | --- | --- | 29.772 | 0 | 0 | --- | --- | 68.6 | 12 | 13.9 | 63 | 0 | 1 | 0 | 10 |
| 1/29/2019 | 1:40 AM | --- | --- | --- | --- | --- | 0 | --- | 0 | 0 | --- | --- | --- | --- | 29.769 | 0 | 0 | --- | --- | 68.4 | 12 | 13.7 | 62.7 | 0 | 1 | 0 | 10 |
| 1/29/2019 | 1:50 AM | --- | --- | --- | --- | --- | 0 | --- | 0 | 0 | --- | --- | --- | --- | 29.766 | 0 | 0 | --- | --- | 68.4 | 12 | 13.7 | 62.7 | 0 | 1 | 0 | 10 |
| 1/29/2019 | 2:00 AM | --- | --- | --- | --- | --- | 0 | --- | 0 | 0 | --- | --- | --- | --- | 29.762 | 0 | 0 | --- | --- | 68.4 | 12 | 13.7 | 62.7 | 0 | 1 | 0 | 10 |
| 1/29/2019 | 2:10 AM | --- | --- | --- | --- | --- | 0 | --- | 0 | 0 | --- | --- | --- | --- | 29.755 | 0 | 0 | --- | --- | 68.4 | 12 | 13.7 | 62.7 | 0 | 1 | 0 | 10 |
| 1/29/2019 | 2:20 AM | --- | --- | --- | --- | --- | 0 | --- | 0 | 0 | --- | --- | --- | --- | 29.755 | 0 | 0 | --- | --- | 68.4 | 12 | 13.7 | 62.7 | 0 | 1 | 0 | 10 |
| 1/29/2019 | 2:30 AM | --- | --- | --- | --- | --- | 0 | --- | 0 | 0 | --- | --- | --- | --- | 29.753 | 0 | 0 | --- | --- | 68.2 | 13 | 15.4 | 62.6 | 0 | 1 | 0 | 10 |
| 1/29/2019 | 2:40 AM | --- | --- | --- | --- | --- | 0 | --- | 0 | 0 | --- | --- | --- | --- | 29.747 | 0 | 0 | --- | --- | 68.4 | 13 | 15.6 | 62.9 | 0 | 1 | 0 | 10 |
| 1/29/2019 | 2:50 AM | --- | --- | --- | --- | --- | 0 | --- | 0 | 0 | --- | --- | --- | --- | 29.749 | 0 | 0 | --- | --- | 68.2 | 13 | 15.4 | 62.6 | 0 | 1 | 0 | 10 |
| 1/29/2019 | 3:00 AM | --- | --- | --- | --- | --- | 0 | --- | 0 | 0 | --- | --- | --- | --- | 29.746 | 0 | 0 | --- | --- | 68.2 | 13 | 15.4 | 62.6 | 0 | 1 | 0 | 10 |
| 1/29/2019 | 3:10 AM | --- | --- | --- | --- | --- | 0 | --- | 0 | 0 | --- | --- | --- | --- | 29.74 | 0 | 0 | --- | --- | 68.6 | 13 | 15.7 | 63.1 | 0 | 1 | 0 | 10 |
| 1/29/2019 | 3:20 AM | --- | --- | --- | --- | --- | 0 | --- | 0 | 0 | --- | --- | --- | --- | 29.736 | 0 | 0 | --- | --- | 68.6 | 13 | 15.7 | 63.1 | 0 | 1 | 0 | 10 |
| 1/29/2019 | 3:30 AM | --- | --- | --- | --- | --- | 0 | --- | 0 | 0 | --- | --- | --- | --- | 29.731 | 0 | 0 | --- | --- | 68.8 | 13 | 15.9 | 63.4 | 0 | 1 | 0 | 10 |
| 1/29/2019 | 3:40 AM | --- | --- | --- | --- | --- | 0 | --- | 0 | 0 | --- | --- | --- | --- | 29.734 | 0 | 0 | --- | --- | 68.9 | 13 | 16 | 63.5 | 0 | 1 | 0 | 10 |
| 1/29/2019 | 3:50 AM | --- | --- | --- | --- | --- | 0 | --- | 0 | 0 | --- | --- | --- | --- | 29.726 | 0 | 0 | --- | --- | 69.1 | 13 | 16.1 | 63.7 | 0 | 1 | 0 | 10 |
| 1/29/2019 | 4:00 AM | --- | --- | --- | --- | --- | 0 | --- | 0 | 0 | --- | --- | --- | --- | 29.723 | 0 | 0 | --- | --- | 69.4 | 13 | 16.4 | 64.1 | 0 | 1 | 0 | 10 |
| 1/29/2019 | 4:10 AM | --- | --- | --- | --- | --- | 0 | --- | 0 | 0 | --- | --- | --- | --- | 29.727 | 0 | 0 | --- | --- | 69.3 | 13 | 16.3 | 64 | 0 | 1 | 0 | 10 |
| 1/29/2019 | 4:20 AM | --- | --- | --- | --- | --- | 0 | --- | 0 | 0 | --- | --- | --- | --- | 29.736 | 0 | 0 | --- | --- | 68.9 | 13 | 16 | 63.5 | 0 | 1 | 0 | 10 |
| 1/29/2019 | 4:30 AM | --- | --- | --- | --- | --- | 0 | --- | 0 | 0 | --- | --- | --- | --- | 29.738 | 0 | 0 | --- | --- | 68.6 | 13 | 15.7 | 63.1 | 0 | 1 | 0 | 10 |
| 1/29/2019 | 4:40 AM | --- | --- | --- | --- | --- | 0 | --- | 0 | 0 | --- | --- | --- | --- | 29.74 | 0 | 0 | --- | --- | 68.6 | 13 | 15.7 | 63.1 | 0 | 1 | 0 | 10 |
| 1/29/2019 | 4:50 AM | --- | --- | --- | --- | --- | 0 | --- | 0 | 0 | --- | --- | --- | --- | 29.743 | 0 | 0 | --- | --- | 68.8 | 13 | 15.9 | 63.4 | 0 | 1 | 0 | 10 |
| 1/29/2019 | 5:00 AM | --- | --- | --- | --- | --- | 0 | --- | 0 | 0 | --- | --- | --- | --- | 29.742 | 0 | 0 | --- | --- | 68.4 | 13 | 15.6 | 62.9 | 0 | 1 | 0 | 10 |
| 1/29/2019 | 5:10 AM | --- | --- | --- | --- | --- | 0 | --- | 0 | 0 | --- | --- | --- | --- | 29.742 | 0 | 0 | --- | --- | 68.4 | 13 | 15.6 | 62.9 | 0 | 1 | 0 | 10 |
| 1/29/2019 | 5:20 AM | --- | --- | --- | --- | --- | 0 | --- | 0 | 0 | --- | --- | --- | --- | 29.747 | 0 | 0 | --- | --- | 68.2 | 13 | 15.4 | 62.6 | 0 | 1 | 0 | 10 |
| 1/29/2019 | 5:30 AM | --- | --- | --- | --- | --- | 0 | --- | 0 | 0 | --- | --- | --- | --- | 29.749 | 0 | 0 | --- | --- | 68.2 | 13 | 15.4 | 62.6 | 0 | 1 | 0 | 10 |
| 1/29/2019 | 5:40 AM | --- | --- | --- | --- | --- | 0 | --- | 0 | 0 | --- | --- | --- | --- | 29.75 | 0 | 0 | --- | --- | 68.2 | 14 | 17.1 | 62.7 | 0 | 1 | 0 | 10 |
| 1/29/2019 | 5:50 AM | --- | --- | --- | --- | --- | 0 | --- | 0 | 0 | --- | --- | --- | --- | 29.744 | 0 | 0 | --- | --- | 68.6 | 14 | 17.4 | 63.2 | 0 | 1 | 0 | 10 |
| 1/29/2019 | 6:00 AM | --- | --- | --- | --- | --- | 0 | --- | 0 | 0 | --- | --- | --- | --- | 29.738 | 0 | 0 | --- | --- | 69.3 | 14 | 18 | 64.1 | 0 | 1 | 0 | 10 |
| 1/29/2019 | 6:10 AM | --- | --- | --- | --- | --- | 0 | --- | 0 | 0 | --- | --- | --- | --- | 29.746 | 0 | 0 | --- | --- | 69.3 | 14 | 18 | 64.1 | 0 | 1 | 0 | 10 |
| 1/29/2019 | 6:20 AM | --- | --- | --- | --- | --- | 0 | --- | 0 | 0 | --- | --- | --- | --- | 29.747 | 0 | 0 | --- | --- | 69.6 | 14 | 18.2 | 64.4 | 0 | 1 | 0 | 10 |
| 1/29/2019 | 6:30 AM | --- | --- | --- | --- | --- | 0 | --- | 0 | 0 | --- | --- | --- | --- | 29.744 | 0 | 0 | --- | --- | 69.8 | 14 | 18.4 | 64.7 | 0 | 1 | 0 | 10 |
| 1/29/2019 | 6:40 AM | --- | --- | --- | --- | --- | 0 | --- | 0 | 0 | --- | --- | --- | --- | 29.748 | 0 | 0 | --- | --- | 69.8 | 14 | 18.4 | 64.7 | 0 | 1 | 0 | 10 |
| 1/29/2019 | 6:50 AM | --- | --- | --- | --- | --- | 0 | --- | 0 | 0 | --- | --- | --- | --- | 29.757 | 0 | 0 | --- | --- | 70.1 | 14 | 18.6 | 65 | 0 | 1 | 0 | 10 |
| 1/29/2019 | 7:00 AM | --- | --- | --- | --- | --- | 0 | --- | 0 | 0 | --- | --- | --- | --- | 29.765 | 0 | 0 | --- | --- | 70 | 14 | 18.6 | 64.9 | 0 | 1 | 0 | 10 |
| 1/29/2019 | 7:10 AM | --- | --- | --- | --- | --- | 0 | --- | 0 | 0 | --- | --- | --- | --- | 29.77 | 0 | 0 | --- | --- | 70.1 | 14 | 18.6 | 65 | 0 | 1 | 0 | 10 |
| 1/29/2019 | 7:20 AM | --- | --- | --- | --- | --- | 0 | --- | 0 | 0 | --- | --- | --- | --- | 29.775 | 0 | 0 | --- | --- | 70.1 | 14 | 18.6 | 65 | 0 | 1 | 0 | 10 |
| 1/29/2019 | 7:30 AM | --- | --- | --- | --- | --- | 0 | --- | 0 | 0 | --- | --- | --- | --- | 29.778 | 0 | 0 | --- | --- | 70.3 | 14 | 18.8 | 65.3 | 0 | 1 | 0 | 10 |
| 1/29/2019 | 7:40 AM | --- | --- | --- | --- | --- | 0 | --- | 0 | 0 | --- | --- | --- | --- | 29.785 | 0 | 0 | --- | --- | 70.5 | 14 | 19 | 65.6 | 0 | 1 | 0 | 10 |
| 1/29/2019 | 7:50 AM | --- | --- | --- | --- | --- | 0 | --- | 0 | 0 | --- | --- | --- | --- | 29.793 | 0 | 0 | --- | --- | 70.5 | 14 | 19 | 65.6 | 0 | 1 | 0 | 10 |
| 1/29/2019 | 8:00 AM | --- | --- | --- | --- | --- | 0 | --- | 0 | 0 | --- | --- | --- | --- | 29.798 | 0 | 0 | --- | --- | 70.6 | 14 | 19 | 65.7 | 0 | 1 | 0 | 10 |
| 1/29/2019 | 8:10 AM | --- | --- | --- | --- | --- | 0 | --- | 0 | 0 | --- | --- | --- | --- | 29.805 | 0 | 0 | --- | --- | 70.5 | 14 | 19 | 65.6 | 0 | 1 | 0 | 10 |
| 1/29/2019 | 8:20 AM | --- | --- | --- | --- | --- | 0 | --- | 0 | 0 | --- | --- | --- | --- | 29.803 | 0 | 0 | --- | --- | 70.5 | 14 | 19 | 65.6 | 0 | 1 | 0 | 10 |
| 1/29/2019 | 8:30 AM | --- | --- | --- | --- | --- | 0 | --- | 0 | 0 | --- | --- | --- | --- | 29.813 | 0 | 0 | --- | --- | 70.5 | 14 | 19 | 65.6 | 0 | 1 | 0 | 10 |
| 1/29/2019 | 8:40 AM | --- | --- | --- | --- | --- | 0 | --- | 0 | 0 | --- | --- | --- | --- | 29.822 | 0 | 0 | --- | --- | 70.5 | 14 | 19 | 65.6 | 0 | 1 | 0 | 10 |
| 1/29/2019 | 8:50 AM | --- | --- | --- | --- | --- | 0 | --- | 0 | 0 | --- | --- | --- | --- | 29.827 | 0 | 0 | --- | --- | 70.6 | 14 | 19 | 65.7 | 0 | 1 | 0 | 10 |
| 1/29/2019 | 9:00 AM | --- | --- | --- | --- | --- | 0 | --- | 0 | 0 | --- | --- | --- | --- | 29.83 | 0 | 0 | --- | --- | 70.5 | 14 | 19 | 65.6 | 0 | 1 | 0 | 10 |
| 1/29/2019 | 9:10 AM | --- | --- | --- | --- | --- | 0 | --- | 0 | 0 | --- | --- | --- | --- | 29.839 | 0 | 0 | --- | --- | 70.6 | 14 | 19 | 65.7 | 0 | 1 | 0 | 10 |
| 1/29/2019 | 9:20 AM | --- | --- | --- | --- | --- | 0 | --- | 0 | 0 | --- | --- | --- | --- | 29.84 | 0 | 0 | --- | --- | 70.5 | 14 | 19 | 65.6 | 0 | 1 | 0 | 10 |
| 1/29/2019 | 9:30 AM | --- | --- | --- | --- | --- | 0 | --- | 0 | 0 | --- | --- | --- | --- | 29.843 | 0 | 0 | --- | --- | 70.6 | 14 | 19 | 65.7 | 0 | 1 | 0 | 10 |
| 1/29/2019 | 9:40 AM | --- | --- | --- | --- | --- | 0 | --- | 0 | 0 | --- | --- | --- | --- | 29.848 | 0 | 0 | --- | --- | 71.2 | 15 | 21.1 | 66.6 | 0 | 1 | 0 | 10 |
| 1/29/2019 | 9:50 AM | --- | --- | --- | --- | --- | 0 | --- | 0 | 0 | --- | --- | --- | --- | 29.858 | 0 | 0 | --- | --- | 71 | 15 | 21 | 66.4 | 0 | 1 | 0 | 10 |
| 1/29/2019 | 10:00 AM | --- | --- | --- | --- | --- | 0 | --- | 0 | 0 | --- | --- | --- | --- | 29.864 | 0 | 0 | --- | --- | 71 | 15 | 21 | 66.4 | 0 | 1 | 0 | 10 |
| 1/29/2019 | 10:10 AM | --- | --- | --- | --- | --- | 0 | --- | 0 | 0 | --- | --- | --- | --- | 29.863 | 0 | 0 | --- | --- | 70.8 | 14 | 19.2 | 66 | 0 | 1 | 0 | 10 |
| 1/29/2019 | 10:20 AM | --- | --- | --- | --- | --- | 0 | --- | 0 | 0 | --- | --- | --- | --- | 29.869 | 0 | 0 | --- | --- | 71 | 14 | 19.4 | 66.3 | 0 | 1 | 0 | 10 |
| 1/29/2019 | 10:30 AM | 28.6 | 28.6 | 28.6 | 80 | 23.2 | 16 | SW | 2.67 | 20 | WSW | 16.9 | 28.3 | 16.6 | 29.87 | 0 | 0 | 0.253 | 0 | 71 | 14 | 19.4 | 66.3 | 12 | 1 | 5.3 | 10 |
| 1/29/2019 | 10:40 AM | 28.4 | 28.6 | 28.4 | 79 | 22.7 | 16 | WSW | 2.67 | 23 | SW | 16.6 | 28.1 | 16.3 | 29.871 | 0 | 0 | 0.254 | 0 | 71 | 14 | 19.4 | 66.3 | 104 | 1 | 45.6 | 10 |
| 1/29/2019 | 10:50 AM | 28.4 | 28.5 | 28.4 | 79 | 22.7 | 14 | WSW | 2.33 | 20 | WSW | 17.4 | 28.1 | 17.1 | 29.874 | 0 | 0 | 0.254 | 0 | 70.8 | 14 | 19.2 | 66 | 87 | 1 | 38.2 | 10 |

## On-Site Meteorological Data

| Date | Time | Temp Out | Hi Temp | Low Temp | Out Hum | Dew Pt. | Wind Speed | Wind Dir | Wind Run | Hi Speed | Hi Dir | Wind Chill | Heat Index | THW Index | Bar | Rain | Rain Rate | Heat D-D | Cool D-D | In Temp | In Hum | In Dew | In Heat | Wind Samp | Wind Tx | ISS Recept | Arc. Int. |
|---|---|---|---|---|---|---|---|---|---|---|---|---|---|---|---|---|---|---|---|---|---|---|---|---|---|---|---|
| 1/29/2019 | 11:00 AM | 28.3 | 28.4 | 28.3 | 79 | 22.6 | 16 | WSW | 2.67 | 22 | WSW | 16.5 | 28 | 16.2 | 29.871 | 0 | 0 | 0.255 | 0 | 70.8 | 14 | 19.2 | 66 | 85 | 1 | 37.3 | 10 |
| 1/29/2019 | 11:10 AM | 28.3 | 28.3 | 28.2 | 79 | 22.6 | 14 | WSW | 2.33 | 18 | WSW | 17.3 | 28 | 17 | 29.871 | 0 | 0 | 0.255 | 0 | 71 | 14 | 19.4 | 66.3 | 85 | 1 | 37.3 | 10 |
| 1/29/2019 | 11:20 AM | 28.2 | 28.3 | 28.2 | 79 | 22.5 | 13 | WSW | 2.17 | 18 | WSW | 17.5 | 27.9 | 17.2 | 29.87 | 0 | 0 | 0.256 | 0 | 71.3 | 14 | 19.6 | 66.7 | 49 | 1 | 21.5 | 10 |
| 1/29/2019 | 11:30 AM | --- | --- | --- | --- | --- | 0 | --- | 0 | 0 | --- | --- | --- | --- | 29.872 | 0 | 0 | --- | --- | 71.7 | 14 | 19.9 | 67.2 | 0 | 1 | 0 | 10 |
| 1/29/2019 | 11:40 AM | --- | --- | --- | --- | --- | 0 | --- | 0 | 0 | --- | --- | --- | --- | 29.868 | 0 | 0 | --- | --- | 71.3 | 14 | 19.6 | 66.7 | 0 | 1 | 0 | 10 |
| 1/29/2019 | 11:50 AM | --- | --- | --- | --- | --- | 0 | --- | 0 | 0 | --- | --- | --- | --- | 29.863 | 0 | 0 | --- | --- | 71.5 | 14 | 19.8 | 66.9 | 0 | 1 | 0 | 10 |
| 1/29/2019 | 12:00 PM | --- | --- | --- | --- | --- | 0 | --- | 0 | 0 | --- | --- | --- | --- | 29.868 | 0 | 0 | --- | --- | 71.2 | 14 | 19.5 | 66.5 | 0 | 1 | 0 | 10 |
| 1/29/2019 | 12:10 PM | --- | --- | --- | --- | --- | 0 | --- | 0 | 0 | --- | --- | --- | --- | 29.863 | 0 | 0 | --- | --- | 70.6 | 14 | 19 | 65.7 | 0 | 1 | 0 | 10 |
| 1/29/2019 | 12:20 PM | --- | --- | --- | --- | --- | 0 | --- | 0 | 0 | --- | --- | --- | --- | 29.863 | 0 | 0 | --- | --- | 70.5 | 14 | 19 | 65.6 | 0 | 1 | 0 | 10 |
| 1/29/2019 | 12:30 PM | --- | --- | --- | --- | --- | 0 | --- | 0 | 0 | --- | --- | --- | --- | 29.863 | 0 | 0 | --- | --- | 70.6 | 15 | 20.7 | 65.8 | 0 | 1 | 0 | 10 |
| 1/29/2019 | 12:40 PM | --- | --- | --- | --- | --- | 0 | --- | 0 | 0 | --- | --- | --- | --- | 29.861 | 0 | 0 | --- | --- | 71 | 15 | 21 | 66.4 | 0 | 1 | 0 | 10 |
| 1/29/2019 | 12:50 PM | --- | --- | --- | --- | --- | 0 | --- | 0 | 0 | --- | --- | --- | --- | 29.857 | 0 | 0 | --- | --- | 71.2 | 15 | 21.1 | 66.6 | 0 | 1 | 0 | 10 |
| 1/29/2019 | 1:00 PM | --- | --- | --- | --- | --- | 0 | --- | 0 | 0 | --- | --- | --- | --- | 29.856 | 0 | 0 | --- | --- | 71.3 | 15 | 21.2 | 66.8 | 0 | 1 | 0 | 10 |
| 1/29/2019 | 1:10 PM | --- | --- | --- | --- | --- | 0 | --- | 0 | 0 | --- | --- | --- | --- | 29.851 | 0 | 0 | --- | --- | 71.2 | 15 | 21.1 | 66.6 | 0 | 1 | 0 | 10 |
| 1/29/2019 | 1:20 PM | --- | --- | --- | --- | --- | 0 | --- | 0 | 0 | --- | --- | --- | --- | 29.849 | 0 | 0 | --- | --- | 70.3 | 15 | 20.4 | 65.4 | 0 | 1 | 0 | 10 |
| 1/29/2019 | 1:30 PM | --- | --- | --- | --- | --- | 0 | --- | 0 | 0 | --- | --- | --- | --- | 29.844 | 0 | 0 | --- | --- | 70.5 | 15 | 20.6 | 65.7 | 0 | 1 | 0 | 10 |
| 1/29/2019 | 1:40 PM | --- | --- | --- | --- | --- | 0 | --- | 0 | 0 | --- | --- | --- | --- | 29.842 | 0 | 0 | --- | --- | 70.5 | 15 | 20.6 | 65.7 | 0 | 1 | 0 | 10 |
| 1/29/2019 | 1:50 PM | --- | --- | --- | --- | --- | 0 | --- | 0 | 0 | --- | --- | --- | --- | 29.84 | 0 | 0 | --- | --- | 70.8 | 15 | 20.8 | 66.1 | 0 | 1 | 0 | 10 |
| 1/29/2019 | 2:00 PM | --- | --- | --- | --- | --- | 0 | --- | 0 | 0 | --- | --- | --- | --- | 29.836 | 0 | 0 | --- | --- | 70.8 | 14 | 19.2 | 66 | 0 | 1 | 0 | 10 |
| 1/29/2019 | 2:10 PM | --- | --- | --- | --- | --- | 0 | --- | 0 | 0 | --- | --- | --- | --- | 29.835 | 0 | 0 | --- | --- | 70.8 | 15 | 20.8 | 66.1 | 0 | 1 | 0 | 10 |
| 1/29/2019 | 2:20 PM | --- | --- | --- | --- | --- | 0 | --- | 0 | 0 | --- | --- | --- | --- | 29.837 | 0 | 0 | --- | --- | 71.2 | 15 | 21.1 | 66.6 | 0 | 1 | 0 | 10 |
| 1/29/2019 | 2:30 PM | --- | --- | --- | --- | --- | 0 | --- | 0 | 0 | --- | --- | --- | --- | 29.837 | 0 | 0 | --- | --- | 71 | 15 | 21 | 66.4 | 0 | 1 | 0 | 10 |
| 1/29/2019 | 2:40 PM | --- | --- | --- | --- | --- | 0 | --- | 0 | 0 | --- | --- | --- | --- | 29.831 | 0 | 0 | --- | --- | 70.6 | 15 | 20.7 | 65.8 | 0 | 1 | 0 | 10 |
| 1/29/2019 | 2:50 PM | --- | --- | --- | --- | --- | 0 | --- | 0 | 0 | --- | --- | --- | --- | 29.825 | 0 | 0 | --- | --- | 70.5 | 15 | 20.6 | 65.7 | 0 | 1 | 0 | 10 |
| 1/29/2019 | 3:00 PM | --- | --- | --- | --- | --- | 0 | --- | 0 | 0 | --- | --- | --- | --- | 29.821 | 0 | 0 | --- | --- | 70.8 | 15 | 20.8 | 66.1 | 0 | 1 | 0 | 10 |
| 1/29/2019 | 3:10 PM | --- | --- | --- | --- | --- | 0 | --- | 0 | 0 | --- | --- | --- | --- | 29.823 | 0 | 0 | --- | --- | 71.3 | 15 | 21.2 | 66.8 | 0 | 1 | 0 | 10 |
| 1/29/2019 | 3:20 PM | --- | --- | --- | --- | --- | 0 | --- | 0 | 0 | --- | --- | --- | --- | 29.821 | 0 | 0 | --- | --- | 71 | 15 | 21 | 66.4 | 0 | 1 | 0 | 10 |
| 1/29/2019 | 3:30 PM | --- | --- | --- | --- | --- | 0 | --- | 0 | 0 | --- | --- | --- | --- | 29.826 | 0 | 0 | --- | --- | 71.2 | 15 | 21.1 | 66.6 | 0 | 1 | 0 | 10 |
| 1/29/2019 | 3:40 PM | --- | --- | --- | --- | --- | 0 | --- | 0 | 0 | --- | --- | --- | --- | 29.83 | 0 | 0 | --- | --- | 71.2 | 15 | 21.1 | 66.6 | 0 | 1 | 0 | 10 |
| 1/29/2019 | 3:50 PM | --- | --- | --- | --- | --- | 0 | --- | 0 | 0 | --- | --- | --- | --- | 29.835 | 0 | 0 | --- | --- | 71 | 15 | 21 | 66.4 | 0 | 1 | 0 | 10 |
| 1/29/2019 | 4:00 PM | --- | --- | --- | --- | --- | 0 | --- | 0 | 0 | --- | --- | --- | --- | 29.836 | 0 | 0 | --- | --- | 70.6 | 15 | 20.7 | 65.8 | 0 | 1 | 0 | 10 |
| 1/29/2019 | 4:10 PM | --- | --- | --- | --- | --- | 0 | --- | 0 | 0 | --- | --- | --- | --- | 29.834 | 0 | 0 | --- | --- | 70 | 15 | 20.2 | 65 | 0 | 1 | 0 | 10 |
| 1/29/2019 | 4:20 PM | --- | --- | --- | --- | --- | 0 | --- | 0 | 0 | --- | --- | --- | --- | 29.835 | 0 | 0 | --- | --- | 70 | 15 | 20.2 | 65 | 0 | 1 | 0 | 10 |
| 1/29/2019 | 4:30 PM | --- | --- | --- | --- | --- | 0 | --- | 0 | 0 | --- | --- | --- | --- | 29.837 | 0 | 0 | --- | --- | 70.1 | 15 | 20.3 | 65.1 | 0 | 1 | 0 | 10 |
| 1/29/2019 | 4:40 PM | --- | --- | --- | --- | --- | 0 | --- | 0 | 0 | --- | --- | --- | --- | 29.835 | 0 | 0 | --- | --- | 69.8 | 15 | 20 | 64.8 | 0 | 1 | 0 | 10 |
| 1/29/2019 | 4:50 PM | --- | --- | --- | --- | --- | 0 | --- | 0 | 0 | --- | --- | --- | --- | 29.835 | 0 | 0 | --- | --- | 69.8 | 15 | 20 | 64.8 | 0 | 1 | 0 | 10 |
| 1/29/2019 | 5:00 PM | --- | --- | --- | --- | --- | 0 | --- | 0 | 0 | --- | --- | --- | --- | 29.838 | 0 | 0 | --- | --- | 69.8 | 15 | 20 | 64.8 | 0 | 1 | 0 | 10 |
| 1/29/2019 | 5:10 PM | --- | --- | --- | --- | --- | 0 | --- | 0 | 0 | --- | --- | --- | --- | 29.837 | 0 | 0 | --- | --- | 69.8 | 15 | 20 | 64.8 | 0 | 1 | 0 | 10 |
| 1/29/2019 | 5:20 PM | --- | --- | --- | --- | --- | 0 | --- | 0 | 0 | --- | --- | --- | --- | 29.842 | 0 | 0 | --- | --- | 68.9 | 15 | 19.3 | 63.7 | 0 | 1 | 0 | 10 |
| 1/29/2019 | 5:30 PM | --- | --- | --- | --- | --- | 0 | --- | 0 | 0 | --- | --- | --- | --- | 29.838 | 0 | 0 | --- | --- | 68.8 | 15 | 19.2 | 63.6 | 0 | 1 | 0 | 10 |
| 1/29/2019 | 5:40 PM | --- | --- | --- | --- | --- | 0 | --- | 0 | 0 | --- | --- | --- | --- | 29.847 | 0 | 0 | --- | --- | 68.8 | 15 | 19.2 | 63.6 | 0 | 1 | 0 | 10 |
| 1/29/2019 | 5:50 PM | --- | --- | --- | --- | --- | 0 | --- | 0 | 0 | --- | --- | --- | --- | 29.849 | 0 | 0 | --- | --- | 69.1 | 15 | 19.5 | 63.9 | 0 | 1 | 0 | 10 |
| 1/29/2019 | 6:00 PM | 25 | 25 | 25 | 80 | 19.7 | 10 | W | 1.67 | 12 | W | 15.1 | 24.7 | 14.8 | 29.856 | 0 | 0 | 0.278 | 0 | 69.3 | 15 | 19.6 | 64.2 | 18 | 1 | 7.9 | 10 |
| 1/29/2019 | 6:10 PM | 24.9 | 25 | 24.9 | 81 | 19.9 | 7 | W | 1.17 | 11 | W | 16.9 | 24.6 | 16.6 | 29.856 | 0 | 0 | 0.278 | 0 | 68.6 | 15 | 19.1 | 63.3 | 73 | 1 | 32 | 10 |
| 1/29/2019 | 6:20 PM | 24.8 | 24.9 | 24.8 | 81 | 19.8 | 7 | W | 1.17 | 10 | WSW | 16.8 | 24.5 | 16.5 | 29.859 | 0 | 0 | 0.279 | 0 | 68.6 | 15 | 19.1 | 63.3 | 68 | 1 | 29.8 | 10 |
| 1/29/2019 | 6:30 PM | 24.7 | 24.8 | 24.7 | 81 | 19.7 | 6 | WSW | 1 | 9 | W | 17.5 | 24.4 | 17.2 | 29.866 | 0 | 0 | 0.28 | 0 | 68.8 | 15 | 19.2 | 63.6 | 77 | 1 | 33.8 | 10 |
| 1/29/2019 | 6:40 PM | 24.6 | 24.7 | 24.6 | 81 | 19.6 | 4 | WSW | 0.67 | 6 | WSW | 19.5 | 24.3 | 19.2 | 29.87 | 0 | 0 | 0.281 | 0 | 68.9 | 15 | 19.3 | 63.7 | 78 | 1 | 34.2 | 10 |
| 1/29/2019 | 6:50 PM | 24.6 | 24.6 | 24.6 | 81 | 19.6 | 4 | WSW | 0.67 | 6 | WSW | 19.5 | 24.3 | 19.2 | 29.874 | 0 | 0 | 0.281 | 0 | 69.1 | 15 | 19.5 | 63.9 | 71 | 1 | 31.1 | 10 |
| 1/29/2019 | 7:00 PM | 24.6 | 24.6 | 24.6 | 81 | 19.6 | 5 | WSW | 0.83 | 7 | WSW | 18.4 | 24.3 | 18.1 | 29.874 | 0 | 0 | 0.281 | 0 | 70.1 | 14 | 18.6 | 65 | 18 | 1 | 7.9 | 10 |
| 1/29/2019 | 7:10 PM | 24.5 | 24.6 | 24.5 | 82 | 19.8 | 7 | WSW | 1.17 | 10 | WSW | 16.5 | 24.2 | 16.2 | 29.879 | 0 | 0 | 0.281 | 0 | 69.6 | 15 | 19.9 | 64.5 | 78 | 1 | 34.2 | 10 |
| 1/29/2019 | 7:20 PM | 24.5 | 24.6 | 24.5 | 82 | 19.8 | 7 | WSW | 1.17 | 10 | WSW | 16.5 | 24.2 | 16.2 | 29.888 | 0 | 0 | 0.281 | 0 | 69.6 | 15 | 19.9 | 64.5 | 81 | 1 | 35.5 | 10 |
| 1/29/2019 | 7:30 PM | 24.5 | 24.5 | 24.5 | 82 | 19.8 | 6 | WSW | 1 | 8 | WSW | 17.3 | 24.2 | 17 | 29.888 | 0 | 0 | 0.281 | 0 | 69.4 | 15 | 19.7 | 64.3 | 75 | 1 | 32.9 | 10 |
| 1/29/2019 | 7:40 PM | 24.4 | 24.5 | 24.4 | 83 | 20 | 7 | WSW | 1.17 | 8 | WSW | 16.3 | 24.2 | 16.1 | 29.891 | 0 | 0 | 0.282 | 0 | 69.4 | 15 | 19.7 | 64.3 | 70 | 1 | 30.7 | 10 |
| 1/29/2019 | 7:50 PM | 24.4 | 24.4 | 24.3 | 83 | 20 | 7 | WSW | 1.17 | 10 | WSW | 16.3 | 24.2 | 16.1 | 29.895 | 0 | 0 | 0.282 | 0 | 69.4 | 15 | 19.7 | 64.3 | 80 | 1 | 35.1 | 10 |
| 1/29/2019 | 8:00 PM | 24.3 | 24.4 | 24.3 | 84 | 20.2 | 8 | WSW | 1.33 | 10 | SW | 15.5 | 24.1 | 15.3 | 29.897 | 0 | 0 | 0.283 | 0 | 70.5 | 14 | 19 | 65.6 | 30 | 1 | 13.2 | 10 |
| 1/29/2019 | 8:10 PM | 24.2 | 24.3 | 24.2 | 84 | 20.1 | 10 | SW | 1.67 | 12 | SW | 14.1 | 24 | 13.9 | 29.903 | 0 | 0 | 0.283 | 0 | 69.4 | 15 | 19.7 | 64.3 | 78 | 1 | 34.2 | 10 |
| 1/29/2019 | 8:20 PM | 24 | 24.2 | 24 | 84 | 19.9 | 12 | SW | 2 | 21 | SW | 12.7 | 23.8 | 12.5 | 29.907 | 0 | 0 | 0.285 | 0 | 69.3 | 15 | 19.6 | 64.2 | 82 | 1 | 36 | 10 |
| 1/29/2019 | 8:30 PM | 23.7 | 24 | 23.7 | 85 | 19.9 | 16 | SW | 2.67 | 25 | SW | 10.5 | 23.5 | 10.3 | 29.91 | 0 | 0 | 0.287 | 0 | 69.3 | 15 | 19.6 | 64.2 | 71 | 1 | 31.1 | 10 |
| 1/29/2019 | 8:40 PM | 23.1 | 23.7 | 23.1 | 85 | 19.3 | 18 | WSW | 3 | 23 | WSW | 9 | 22.9 | 8.8 | 29.92 | 0 | 0 | 0.291 | 0 | 69.4 | 15 | 19.7 | 64.3 | 79 | 1 | 34.6 | 10 |
| 1/29/2019 | 8:50 PM | 21.6 | 23.1 | 21.6 | 86 | 18.1 | 24 | WSW | 4 | 39 | SW | 5.1 | 21.4 | 4.9 | 29.923 | 0 | 0 | 0.301 | 0 | 69.4 | 15 | 19.7 | 64.3 | 74 | 1 | 32.5 | 10 |
| 1/29/2019 | 9:00 PM | 20.5 | 21.4 | 20.5 | 87 | 17.2 | 22 | SW | 3.67 | 29 | WSW | 4.2 | 20.3 | 4 | 29.931 | 0 | 0 | 0.309 | 0 | 69.4 | 15 | 19.7 | 64.3 | 70 | 1 | 30.7 | 10 |
| 1/29/2019 | 9:10 PM | 19.6 | 20.5 | 19.6 | 87 | 16.4 | 27 | SW | 4.5 | 36 | WSW | 1.5 | 19.4 | 1.3 | 29.93 | 0 | 0 | 0.315 | 0 | 69.4 | 14 | 18.1 | 64.2 | 84 | 1 | 36.8 | 10 |

**On-Site Meteorological Data**

| Date | Time | Temp Out | Hi Temp | Low Temp | Out Hum | Dew Pt. | Wind Speed | Wind Dir | Wind Run | Hi Speed | Hi Dir | Wind Chill | Heat Index | THW Index | Bar | Rain | Rain Rate | Heat D-D | Cool D-D | In Temp | In Hum | In Dew | In Heat | Wind Samp | Wind Tx | ISS Recept | Arc. Int. |
|---|---|---|---|---|---|---|---|---|---|---|---|---|---|---|---|---|---|---|---|---|---|---|---|---|---|---|---|
| 1/29/2019 | 9:20 PM | 18.8 | 19.4 | 18.8 | 87 | 15.6 | 27 | SW | 4.5 | 36 | SW | 0.5 | 18.6 | 0.3 | 29.932 | 0 | 0 | 0.321 | 0 | 69.4 | 14 | 18.1 | 64.2 | 88 | 1 | 38.6 | 10 |
| 1/29/2019 | 9:30 PM | 18.8 | 18.8 | 18.7 | 85 | 15 | 22 | SW | 3.67 | 28 | SSW | 2 | 18.6 | 1.8 | 29.935 | 0 | 0 | 0.321 | 0 | 69.3 | 14 | 18 | 64.1 | 87 | 1 | 38.2 | 10 |
| 1/29/2019 | 9:40 PM | 18.9 | 18.9 | 18.7 | 82 | 14.3 | 19 | SW | 3.17 | 26 | SW | 3.2 | 18.7 | 3 | 29.941 | 0 | 0 | 0.32 | 0 | 69.3 | 14 | 18 | 64.1 | 92 | 1 | 40.4 | 10 |
| 1/29/2019 | 9:50 PM | 19.2 | 19.2 | 18.9 | 78 | 13.5 | 17 | SW | 2.83 | 21 | SW | 4.3 | 19 | 4.1 | 29.949 | 0 | 0 | 0.318 | 0 | 69.1 | 14 | 17.8 | 63.8 | 85 | 1 | 37.3 | 10 |
| 1/29/2019 | 10:00 PM | 19.3 | 19.3 | 19.2 | 73 | 12.1 | 16 | SSW | 2.67 | 29 | SSW | 4.9 | 19 | 4.6 | 29.95 | 0 | 0 | 0.317 | 0 | 69.1 | 14 | 17.8 | 63.8 | 74 | 1 | 32.5 | 10 |
| 1/29/2019 | 10:10 PM | 19.3 | 19.3 | 19.3 | 69 | 10.8 | 20 | SW | 3.33 | 32 | SW | 3.3 | 19 | 3 | 29.952 | 0 | 0 | 0.317 | 0 | 69.1 | 14 | 17.8 | 63.8 | 92 | 1 | 40.4 | 10 |
| 1/29/2019 | 10:20 PM | 19.2 | 19.3 | 19.2 | 67 | 10 | 15 | SW | 2.5 | 22 | SW | 5.2 | 18.8 | 4.8 | 29.957 | 0 | 0 | 0.318 | 0 | 69.1 | 14 | 17.8 | 63.8 | 85 | 1 | 37.3 | 10 |
| 1/29/2019 | 10:30 PM | 19.1 | 19.2 | 19 | 65 | 9.3 | 17 | SW | 2.83 | 27 | SSW | 4.2 | 18.7 | 3.8 | 29.954 | 0 | 0 | 0.319 | 0 | 68.6 | 14 | 17.4 | 63.2 | 96 | 1 | 42.1 | 10 |
| 1/29/2019 | 10:40 PM | 18.9 | 19.1 | 18.9 | 64 | 8.7 | 20 | SW | 3.33 | 26 | SW | 2.8 | 18.5 | 2.4 | 29.958 | 0 | 0 | 0.32 | 0 | 68.4 | 14 | 17.3 | 63 | 96 | 1 | 42.1 | 10 |
| 1/29/2019 | 10:50 PM | 18.7 | 18.9 | 18.7 | 63 | 8.2 | 15 | SW | 2.5 | 21 | SW | 4.6 | 18.3 | 4.2 | 29.959 | 0 | 0 | 0.322 | 0 | 68.4 | 13 | 15.6 | 62.9 | 97 | 1 | 42.5 | 10 |
| 1/29/2019 | 11:00 PM | 18.4 | 18.6 | 18.4 | 64 | 8.2 | 14 | SW | 2.33 | 20 | SW | 4.6 | 18 | 4.2 | 29.959 | 0 | 0 | 0.324 | 0 | 68.6 | 13 | 15.7 | 63.1 | 98 | 1 | 43 | 10 |
| 1/29/2019 | 11:10 PM | 18.2 | 18.4 | 18.2 | 64 | 8.1 | 13 | SW | 2.17 | 18 | SW | 4.9 | 17.8 | 4.5 | 29.961 | 0 | 0 | 0.325 | 0 | 68.8 | 13 | 15.9 | 63.4 | 104 | 1 | 45.6 | 10 |
| 1/29/2019 | 11:20 PM | 18 | 18.2 | 18 | 64 | 7.9 | 10 | SW | 1.67 | 14 | SW | 6.4 | 17.6 | 6 | 29.96 | 0 | 0 | 0.326 | 0 | 68.6 | 13 | 15.7 | 63.1 | 91 | 1 | 39.9 | 10 |
| 1/29/2019 | 11:30 PM | 17.7 | 17.9 | 17.7 | 64 | 7.6 | 10 | SW | 1.67 | 13 | SW | 6 | 17.3 | 5.6 | 29.959 | 0 | 0 | 0.328 | 0 | 68.4 | 13 | 15.6 | 62.9 | 106 | 1 | 46.5 | 10 |
| 1/29/2019 | 11:40 PM | 17.4 | 17.7 | 17.4 | 65 | 7.6 | 9 | WSW | 1.5 | 13 | WSW | 6.3 | 17.1 | 6 | 29.965 | 0 | 0 | 0.331 | 0 | 68.4 | 13 | 15.6 | 62.9 | 96 | 1 | 42.1 | 10 |
| 1/29/2019 | 11:50 PM | 17.1 | 17.4 | 17.1 | 65 | 7.3 | 11 | WSW | 1.83 | 19 | WSW | 4.6 | 16.8 | 4.3 | 29.969 | 0 | 0 | 0.333 | 0 | 68.2 | 13 | 15.4 | 62.6 | 104 | 1 | 45.6 | 10 |
| 1/30/2019 | 12:00 AM | 16.9 | 17.1 | 16.9 | 67 | 7.8 | 17 | WSW | 2.83 | 22 | WSW | 1.4 | 16.6 | 1.1 | 29.983 | 0 | 0 | 0.334 | 0 | 68.2 | 13 | 15.4 | 62.6 | 99 | 1 | 43.4 | 10 |
| 1/30/2019 | 12:10 AM | 16.7 | 16.9 | 16.7 | 68 | 8 | 17 | SW | 2.83 | 31 | WSW | 1.1 | 16.4 | 0.8 | 29.978 | 0 | 0 | 0.335 | 0 | 68.1 | 13 | 15.3 | 62.5 | 118 | 1 | 51.8 | 10 |
| 1/30/2019 | 12:20 AM | 16.3 | 16.7 | 16.3 | 69 | 7.9 | 17 | SW | 2.83 | 27 | SW | 0.6 | 16 | 0.3 | 29.975 | 0 | 0 | 0.338 | 0 | 67.9 | 13 | 15.2 | 62.3 | 97 | 1 | 42.5 | 10 |
| 1/30/2019 | 12:30 AM | 15.8 | 16.3 | 15.8 | 69 | 7.4 | 19 | SW | 3.17 | 32 | SW | -0.8 | 15.5 | -1.1 | 29.972 | 0 | 0 | 0.342 | 0 | 67.9 | 13 | 15.2 | 62.3 | 106 | 1 | 46.5 | 10 |
| 1/30/2019 | 12:40 AM | 15.6 | 15.8 | 15.6 | 68 | 6.9 | 14 | SSW | 2.33 | 22 | SSW | 1.1 | 15.3 | 0.8 | 29.972 | 0 | 0 | 0.343 | 0 | 67.9 | 13 | 15.2 | 62.3 | 101 | 1 | 44.3 | 10 |
| 1/30/2019 | 12:50 AM | 15.4 | 15.6 | 15.4 | 66 | 6.1 | 14 | SSW | 2.33 | 26 | SSW | 0.8 | 15.1 | 0.5 | 29.972 | 0 | 0 | 0.344 | 0 | 67.7 | 13 | 15 | 62.1 | 100 | 1 | 43.9 | 10 |
| 1/30/2019 | 1:00 AM | 15.2 | 15.4 | 15.2 | 65 | 5.5 | 9 | SSW | 1.5 | 13 | S | 3.6 | 14.9 | 3.3 | 29.971 | 0 | 0 | 0.346 | 0 | 67.7 | 13 | 15 | 62.1 | 100 | 1 | 43.9 | 10 |
| 1/30/2019 | 1:10 AM | 14.9 | 15.2 | 14.9 | 64 | 4.9 | 12 | S | 2 | 19 | S | 1.3 | 14.6 | 1 | 29.97 | 0 | 0 | 0.348 | 0 | 67.7 | 13 | 15 | 62.1 | 103 | 1 | 45.2 | 10 |
| 1/30/2019 | 1:20 AM | --- | --- | --- | --- | --- | 0 | --- | 0 | 0 | --- | --- | --- | --- | 29.966 | 0 | 0 | --- | --- | 68.8 | 12 | 14.1 | 63.2 | 0 | 1 | 0 | 10 |
| 1/30/2019 | 1:30 AM | --- | --- | --- | --- | --- | 0 | --- | 0 | 0 | --- | --- | --- | --- | 29.967 | 0 | 0 | --- | --- | 67.7 | 13 | 15 | 62.1 | 0 | 1 | 0 | 10 |
| 1/30/2019 | 1:40 AM | --- | --- | --- | --- | --- | 0 | --- | 0 | 0 | --- | --- | --- | --- | 29.967 | 0 | 0 | --- | --- | 67.7 | 12 | 13.2 | 61.9 | 0 | 1 | 0 | 10 |
| 1/30/2019 | 1:50 AM | --- | --- | --- | --- | --- | 0 | --- | 0 | 0 | --- | --- | --- | --- | 29.965 | 0 | 0 | --- | --- | 67.6 | 13 | 14.9 | 62 | 0 | 1 | 0 | 10 |
| 1/30/2019 | 2:00 AM | --- | --- | --- | --- | --- | 0 | --- | 0 | 0 | --- | --- | --- | --- | 29.964 | 0 | 0 | --- | --- | 67.6 | 12 | 13.1 | 61.8 | 0 | 1 | 0 | 10 |
| 1/30/2019 | 2:10 AM | --- | --- | --- | --- | --- | 0 | --- | 0 | 0 | --- | --- | --- | --- | 29.963 | 0 | 0 | --- | --- | 67.4 | 12 | 13 | 61.7 | 0 | 1 | 0 | 10 |
| 1/30/2019 | 2:20 AM | --- | --- | --- | --- | --- | 0 | --- | 0 | 0 | --- | --- | --- | --- | 29.963 | 0 | 0 | --- | --- | 67.2 | 12 | 12.8 | 61.5 | 0 | 1 | 0 | 10 |
| 1/30/2019 | 2:30 AM | --- | --- | --- | --- | --- | 0 | --- | 0 | 0 | --- | --- | --- | --- | 29.965 | 0 | 0 | --- | --- | 67.6 | 12 | 13.1 | 61.8 | 0 | 1 | 0 | 10 |
| 1/30/2019 | 2:40 AM | --- | --- | --- | --- | --- | 0 | --- | 0 | 0 | --- | --- | --- | --- | 29.964 | 0 | 0 | --- | --- | 67.4 | 12 | 13 | 61.7 | 0 | 1 | 0 | 10 |
| 1/30/2019 | 2:50 AM | --- | --- | --- | --- | --- | 0 | --- | 0 | 0 | --- | --- | --- | --- | 29.966 | 0 | 0 | --- | --- | 67.4 | 12 | 13 | 61.7 | 0 | 1 | 0 | 10 |
| 1/30/2019 | 3:00 AM | --- | --- | --- | --- | --- | 0 | --- | 0 | 0 | --- | --- | --- | --- | 29.965 | 0 | 0 | --- | --- | 67.4 | 12 | 13 | 61.7 | 0 | 1 | 0 | 10 |
| 1/30/2019 | 3:10 AM | --- | --- | --- | --- | --- | 0 | --- | 0 | 0 | --- | --- | --- | --- | 29.959 | 0 | 0 | --- | --- | 67.6 | 12 | 13.1 | 61.8 | 0 | 1 | 0 | 10 |
| 1/30/2019 | 3:20 AM | --- | --- | --- | --- | --- | 0 | --- | 0 | 0 | --- | --- | --- | --- | 29.953 | 0 | 0 | --- | --- | 67.9 | 12 | 13.3 | 62.1 | 0 | 1 | 0 | 10 |
| 1/30/2019 | 3:30 AM | --- | --- | --- | --- | --- | 0 | --- | 0 | 0 | --- | --- | --- | --- | 29.949 | 0 | 0 | --- | --- | 67.6 | 12 | 13.1 | 61.8 | 0 | 1 | 0 | 10 |
| 1/30/2019 | 3:40 AM | 13.5 | 13.6 | 13.5 | 59 | 1.8 | 13 | S | 2.17 | 19 | S | -1 | 13.2 | -1.3 | 29.944 | 0 | 0 | 0.358 | 0 | 67.7 | 12 | 13.2 | 61.9 | 55 | 1 | 24.1 | 10 |
| 1/30/2019 | 3:50 AM | 13.4 | 13.5 | 13.4 | 59 | 1.7 | 15 | S | 2.5 | 26 | SSW | -2.1 | 13.1 | -2.4 | 29.941 | 0 | 0 | 0.358 | 0 | 67.6 | 12 | 13.1 | 61.8 | 109 | 1 | 47.8 | 10 |
| 1/30/2019 | 4:00 AM | 13.3 | 13.4 | 13.3 | 60 | 2 | 13 | SSW | 2.17 | 20 | SSW | -1.2 | 13 | -1.5 | 29.938 | 0 | 0 | 0.359 | 0 | 67.6 | 12 | 13.1 | 61.8 | 114 | 1 | 50 | 10 |
| 1/30/2019 | 4:10 AM | 13.3 | 13.3 | 13.2 | 60 | 2 | 14 | SSW | 2.33 | 20 | SSW | -1.8 | 13 | -2.1 | 29.933 | 0 | 0 | 0.359 | 0 | 67.6 | 12 | 13.1 | 61.8 | 108 | 1 | 47.4 | 10 |
| 1/30/2019 | 4:20 AM | 13.2 | 13.3 | 13.1 | 60 | 1.9 | 12 | SSW | 2 | 18 | SSW | -0.8 | 12.9 | -1.1 | 29.93 | 0 | 0 | 0.36 | 0 | 67.4 | 12 | 13 | 61.7 | 111 | 1 | 48.7 | 10 |
| 1/30/2019 | 4:30 AM | 13 | 13.2 | 13 | 60 | 1.7 | 12 | S | 2 | 20 | S | -1 | 12.7 | -1.3 | 29.932 | 0 | 0 | 0.361 | 0 | 67.2 | 12 | 12.8 | 61.5 | 114 | 1 | 50 | 10 |
| 1/30/2019 | 4:40 AM | 12.9 | 13 | 12.9 | 60 | 1.6 | 13 | S | 2.17 | 21 | SSW | -1.7 | 12.6 | -2 | 29.928 | 0 | 0 | 0.362 | 0 | 67.2 | 12 | 12.8 | 61.5 | 113 | 1 | 49.6 | 10 |
| 1/30/2019 | 4:50 AM | 12.9 | 12.9 | 12.8 | 60 | 1.6 | 13 | SSW | 2.17 | 24 | SSW | -1.7 | 12.6 | -2 | 29.926 | 0 | 0 | 0.362 | 0 | 67.4 | 11 | 11 | 61.6 | 115 | 1 | 50.4 | 10 |
| 1/30/2019 | 5:00 AM | 12.8 | 12.9 | 12.8 | 60 | 1.5 | 14 | S | 2.33 | 23 | SSW | -2.4 | 12.5 | -2.7 | 29.925 | 0 | 0 | 0.363 | 0 | 67.4 | 11 | 11 | 61.6 | 111 | 1 | 48.7 | 10 |
| 1/30/2019 | 5:10 AM | 12.8 | 12.8 | 12.7 | 59 | 1.2 | 16 | SSW | 2.67 | 24 | SSW | -3.4 | 12.5 | -3.7 | 29.924 | 0 | 0 | 0.363 | 0 | 67.4 | 11 | 11 | 61.6 | 108 | 1 | 47.4 | 10 |
| 1/30/2019 | 5:20 AM | 12.6 | 12.7 | 12.5 | 59 | 1 | 12 | SSW | 2 | 22 | S | -1.5 | 12.3 | -1.8 | 29.921 | 0 | 0 | 0.364 | 0 | 67.4 | 11 | 11 | 61.6 | 120 | 1 | 52.6 | 10 |
| 1/30/2019 | 5:30 AM | 12.4 | 12.5 | 12.4 | 60 | 1.1 | 12 | SSW | 2 | 20 | SSW | -1.8 | 12.1 | -2.1 | 29.917 | 0 | 0 | 0.365 | 0 | 66.9 | 11 | 10.6 | 61.1 | 132 | 1 | 57.9 | 10 |
| 1/30/2019 | 5:40 AM | 12.3 | 12.4 | 12.3 | 60 | 1 | 13 | SSW | 2.17 | 21 | S | -2.5 | 12 | -2.8 | 29.915 | 0 | 0 | 0.366 | 0 | 66.7 | 12 | 12.4 | 61 | 115 | 1 | 50.4 | 10 |
| 1/30/2019 | 5:50 AM | 12.1 | 12.3 | 12.1 | 60 | 0.9 | 10 | SSW | 1.67 | 15 | SSW | -0.8 | 11.8 | -1.1 | 29.911 | 0 | 0 | 0.367 | 0 | 67.6 | 11 | 11.1 | 61.7 | 60 | 1 | 26.3 | 10 |
| 1/30/2019 | 6:00 AM | 11.9 | 12.1 | 11.9 | 60 | 0.7 | 8 | S | 1.33 | 13 | S | 0.4 | 11.6 | 0.1 | 29.907 | 0 | 0 | 0.369 | 0 | 67.4 | 11 | 11 | 61.6 | 90 | 1 | 39.5 | 10 |
| 1/30/2019 | 6:10 AM | 11.7 | 11.9 | 11.7 | 61 | 0.8 | 7 | SSE | 1.17 | 11 | SSW | 1 | 11.4 | 0.7 | 29.903 | 0 | 0 | 0.37 | 0 | 67.7 | 11 | 11.2 | 61.8 | 162 | 1 | 71.1 | 10 |
| 1/30/2019 | 6:20 AM | 11.6 | 11.8 | 11.6 | 61 | 0.7 | 7 | S | 1.17 | 15 | S | 0.9 | 11.3 | 0.6 | 29.897 | 0 | 0 | 0.371 | 0 | 67.9 | 11 | 11.4 | 62 | 170 | 1 | 74.6 | 10 |
| 1/30/2019 | 6:30 AM | 11.4 | 11.6 | 11.4 | 62 | 0.9 | 7 | SSE | 1.17 | 10 | SSE | 0.7 | 11.1 | 0.4 | 29.892 | 0 | 0 | 0.372 | 0 | 67.7 | 11 | 11.2 | 61.8 | 161 | 1 | 70.6 | 10 |
| 1/30/2019 | 6:40 AM | 11.1 | 11.4 | 11.1 | 62 | 0.6 | 9 | SSE | 1.5 | 12 | SSE | -1.3 | 10.8 | -1.6 | 29.89 | 0 | 0 | 0.374 | 0 | 67.6 | 11 | 11.1 | 61.7 | 160 | 1 | 70.2 | 10 |
| 1/30/2019 | 6:50 AM | 11 | 11.1 | 11 | 62 | 0.5 | 8 | SSE | 1.33 | 10 | SSE | -0.6 | 10.7 | -0.9 | 29.89 | 0 | 0 | 0.375 | 0 | 67.7 | 11 | 11.2 | 61.8 | 164 | 1 | 71.9 | 10 |
| 1/30/2019 | 7:00 AM | 10.8 | 11 | 10.8 | 63 | 0.7 | 7 | SSE | 1.17 | 10 | SE | 0 | 10.5 | -0.3 | 29.89 | 0 | 0 | 0.376 | 0 | 68.1 | 11 | 11.5 | 62.2 | 164 | 1 | 71.9 | 10 |
| 1/30/2019 | 7:10 AM | 10.8 | 10.9 | 10.8 | 64 | 1 | 7 | SSE | 1.17 | 11 | SSE | 0 | 10.5 | -0.3 | 29.892 | 0 | 0 | 0.376 | 0 | 67.9 | 11 | 11.4 | 62 | 164 | 1 | 71.9 | 10 |
| 1/30/2019 | 7:20 AM | 10.8 | 10.8 | 10.8 | 64 | 1 | 8 | SSE | 1.33 | 11 | SSE | -0.9 | 10.5 | -1.2 | 29.889 | 0 | 0 | 0.376 | 0 | 67.9 | 11 | 11.4 | 62 | 122 | 1 | 53.5 | 10 |
| 1/30/2019 | 7:30 AM | 11.1 | 11.1 | 10.9 | 65 | 1.6 | 9 | S | 1.5 | 13 | S | -1.3 | 10.8 | -1.6 | 29.893 | 0 | 0 | 0.374 | 0 | 68.1 | 11 | 11.5 | 62.2 | 100 | 1 | 43.9 | 10 |

## On-Site Meteorological Data

| Date | Time | Temp Out | Hi Temp | Low Temp | Out Hum | Dew Pt. | Wind Speed | Wind Dir | Wind Run | Hi Speed | Hi Dir | Wind Chill | Heat Index | THW Index | Bar | Rain | Rain Rate | Heat D-D | Cool D-D | In Temp | In Hum | In Dew | In Heat | Wind Samp | Wind Tx | ISS Recept | Arc. Int. |
|---|---|---|---|---|---|---|---|---|---|---|---|---|---|---|---|---|---|---|---|---|---|---|---|---|---|---|---|
| 1/30/2019 | 7:40 AM | 11.4 | 11.4 | 11.1 | 67 | 2.6 | 13 | S | 2.17 | 20 | S | -3.6 | 11.1 | -3.9 | 29.895 | 0 | 0 | 0.372 | 0 | 68.2 | 11 | 11.6 | 62.4 | 95 | 1 | 41.7 | 10 |
| 1/30/2019 | 7:50 AM | 11.7 | 11.7 | 11.5 | 67 | 2.8 | 12 | S | 2 | 18 | S | -2.6 | 11.4 | -2.9 | 29.894 | 0 | 0 | 0.37 | 0 | 68.1 | 11 | 11.5 | 62.2 | 120 | 1 | 52.6 | 10 |
| 1/30/2019 | 8:00 AM | 11.9 | 11.9 | 11.7 | 68 | 3.4 | 9 | S | 1.5 | 14 | S | -0.3 | 11.7 | -0.5 | 29.894 | 0 | 0 | 0.369 | 0 | 68.2 | 12 | 13.6 | 62.5 | 91 | 1 | 39.9 | 10 |
| 1/30/2019 | 8:10 AM | 11.9 | 12 | 11.9 | 69 | 3.7 | 11 | S | 1.83 | 15 | S | -1.8 | 11.7 | -2 | 29.898 | 0 | 0 | 0.369 | 0 | 68.6 | 12 | 13.9 | 63 | 69 | 1 | 30.3 | 10 |
| 1/30/2019 | 8:20 AM | 11.9 | 12 | 11.9 | 70 | 4 | 12 | S | 2 | 20 | S | -2.4 | 11.7 | -2.6 | 29.899 | 0 | 0 | 0.369 | 0 | 68.6 | 12 | 13.9 | 63 | 69 | 1 | 30.3 | 10 |
| 1/30/2019 | 8:30 AM | 12 | 12 | 11.9 | 71 | 4.4 | 11 | S | 1.83 | 18 | S | -1.6 | 11.8 | -1.8 | 29.897 | 0 | 0 | 0.368 | 0 | 68.4 | 12 | 13.7 | 62.7 | 92 | 1 | 40.4 | 10 |
| 1/30/2019 | 8:40 AM | 12.1 | 12.1 | 12 | 72 | 4.8 | 14 | S | 2.33 | 22 | S | -3.3 | 11.9 | -3.5 | 29.902 | 0 | 0 | 0.367 | 0 | 68.8 | 12 | 14.1 | 63.2 | 124 | 1 | 54.4 | 10 |
| 1/30/2019 | 8:50 AM | 11.9 | 12.1 | 11.9 | 73 | 4.9 | 15 | SSW | 2.5 | 24 | SSW | -4.1 | 11.7 | -4.3 | 29.901 | 0 | 0 | 0.369 | 0 | 68.9 | 12 | 14.1 | 63.4 | 108 | 1 | 47.4 | 10 |
| 1/30/2019 | 9:00 AM | 11.9 | 11.9 | 11.9 | 74 | 5.2 | 13 | SSW | 2.17 | 21 | SSW | -3 | 11.7 | -3.2 | 29.897 | 0 | 0 | 0.369 | 0 | 68.6 | 11 | 11.9 | 62.9 | 102 | 1 | 44.7 | 10 |
| 1/30/2019 | 9:10 AM | 11.8 | 11.9 | 11.8 | 76 | 5.7 | 13 | SSW | 2.17 | 22 | SSW | -3.1 | 11.6 | -3.3 | 29.899 | 0 | 0 | 0.369 | 0 | 68.6 | 12 | 13.9 | 63 | 78 | 1 | 34.2 | 10 |
| 1/30/2019 | 9:20 AM | 11.9 | 11.9 | 11.8 | 76 | 5.8 | 15 | S | 2.5 | 25 | S | -4.1 | 11.7 | -4.3 | 29.9 | 0 | 0 | 0.369 | 0 | 68.9 | 12 | 14.1 | 63.4 | 109 | 1 | 47.8 | 10 |
| 1/30/2019 | 9:30 AM | 12 | 12 | 11.9 | 77 | 6.2 | 13 | SSW | 2.17 | 21 | SSW | -2.9 | 11.8 | -3.1 | 29.894 | 0 | 0 | 0.368 | 0 | 69.1 | 11 | 12.3 | 63.5 | 108 | 1 | 47.4 | 10 |
| 1/30/2019 | 9:40 AM | 12.1 | 12.1 | 12 | 78 | 6.6 | 13 | SW | 2.17 | 16 | SSW | -2.7 | 11.9 | -2.9 | 29.9 | 0 | 0 | 0.367 | 0 | 68.9 | 11 | 12.2 | 63.3 | 94 | 1 | 41.2 | 10 |
| 1/30/2019 | 9:50 AM | 12 | 12.1 | 12 | 79 | 6.7 | 15 | SW | 2.5 | 20 | SW | -3.9 | 11.8 | -4.1 | 29.902 | 0 | 0 | 0.368 | 0 | 68.9 | 11 | 12.2 | 63.3 | 82 | 1 | 36 | 10 |
| 1/30/2019 | 10:00 AM | 12 | 12 | 12 | 79 | 6.7 | 14 | SW | 2.33 | 25 | SSW | -3.4 | 11.8 | -3.6 | 29.901 | 0 | 0 | 0.368 | 0 | 69.1 | 12 | 14.3 | 63.6 | 88 | 1 | 38.6 | 10 |
| 1/30/2019 | 10:10 AM | 11.7 | 12.1 | 11.7 | 79 | 6.4 | 17 | SW | 2.83 | 27 | SW | -5.3 | 11.5 | -5.5 | 29.901 | 0 | 0 | 0.37 | 0 | 69.3 | 12 | 14.4 | 63.9 | 102 | 1 | 44.7 | 10 |
| 1/30/2019 | 10:20 AM | 11.4 | 11.7 | 11.4 | 80 | 6.4 | 19 | SW | 3.17 | 28 | SW | -6.5 | 11.2 | -6.7 | 29.903 | 0 | 0 | 0.372 | 0 | 69.4 | 11 | 12.5 | 63.9 | 104 | 1 | 45.6 | 10 |
| 1/30/2019 | 10:30 AM | 11.4 | 11.5 | 11.4 | 80 | 6.4 | 16 | SW | 2.67 | 22 | SW | -5.2 | 11.2 | -5.4 | 29.903 | 0 | 0 | 0.372 | 0 | 69.6 | 11 | 12.7 | 64.1 | 94 | 1 | 41.2 | 10 |
| 1/30/2019 | 10:40 AM | 11 | 11.4 | 11 | 80 | 6 | 21 | WSW | 3.5 | 26 | WSW | -7.9 | 10.8 | -8.1 | 29.911 | 0 | 0 | 0.375 | 0 | 69.4 | 11 | 12.5 | 63.9 | 93 | 1 | 40.8 | 10 |
| 1/30/2019 | 10:50 AM | 10.3 | 10.9 | 10.3 | 80 | 5.4 | 15 | WNW | 2.5 | 24 | W | -6.1 | 10.2 | -6.2 | 29.918 | 0 | 0 | 0.38 | 0 | 69.3 | 12 | 14.4 | 63.9 | 103 | 1 | 45.2 | 10 |
| 1/30/2019 | 11:00 AM | 9.7 | 10.2 | 9.7 | 80 | 4.8 | 14 | W | 2.33 | 22 | W | -6.3 | 9.6 | -6.4 | 29.919 | 0 | 0 | 0.384 | 0 | 69.3 | 12 | 14.4 | 63.9 | 94 | 1 | 41.2 | 10 |
| 1/30/2019 | 11:10 AM | 9.3 | 9.7 | 9.3 | 81 | 4.6 | 15 | WSW | 2.5 | 21 | WSW | -7.4 | 9.2 | -7.5 | 29.917 | 0 | 0 | 0.387 | 0 | 69.4 | 12 | 14.5 | 64 | 93 | 1 | 40.8 | 10 |
| 1/30/2019 | 11:20 AM | 9.2 | 9.2 | 9.2 | 82 | 4.8 | 16 | WSW | 2.67 | 20 | W | -8 | 9.1 | -8.1 | 29.919 | 0 | 0 | 0.387 | 0 | 70 | 12 | 15 | 64.7 | 46 | 1 | 20.2 | 10 |
| 1/30/2019 | 11:30 AM | 9.2 | 9.2 | 9.1 | 82 | 4.8 | 14 | WSW | 2.33 | 18 | WSW | -7 | 9.1 | -7.1 | 29.923 | 0 | 0 | 0.387 | 0 | 71 | 12 | 15.8 | 66.1 | 15 | 1 | 6.6 | 10 |
| 1/30/2019 | 11:40 AM | 9 | 9.2 | 9 | 82 | 4.6 | 20 | W | 3.33 | 25 | WSW | -10.1 | 8.9 | -10.2 | 29.927 | 0 | 0 | 0.389 | 0 | 70.5 | 12 | 15.4 | 65.4 | 84 | 1 | 36.8 | 10 |
| 1/30/2019 | 11:50 AM | 8.9 | 9 | 8.9 | 83 | 4.8 | 20 | WSW | 3.33 | 26 | WSW | -10.2 | 8.8 | -10.3 | 29.926 | 0 | 0 | 0.39 | 0 | 70.1 | 12 | 15.1 | 64.8 | 101 | 1 | 44.3 | 10 |
| 1/30/2019 | 12:00 PM | 8.6 | 9 | 8.6 | 83 | 4.5 | 23 | W | 3.83 | 33 | W | -11.8 | 8.5 | -11.9 | 29.94 | 0 | 0 | 0.392 | 0 | 70 | 12 | 15 | 64.7 | 156 | 1 | 68.4 | 10 |
| 1/30/2019 | 12:10 PM | 8 | 8.6 | 8 | 83 | 3.9 | 23 | WSW | 3.83 | 35 | W | -12.6 | 7.9 | -12.7 | 29.944 | 0 | 0 | 0.396 | 0 | 70 | 12 | 15 | 64.7 | 177 | 1 | 77.6 | 10 |
| 1/30/2019 | 12:20 PM | 7.6 | 8 | 7.6 | 83 | 3.5 | 22 | WSW | 3.67 | 30 | WSW | -12.7 | 7.5 | -12.8 | 29.947 | 0 | 0 | 0.399 | 0 | 70.5 | 12 | 15.4 | 65.4 | 101 | 1 | 44.3 | 10 |
| 1/30/2019 | 12:30 PM | 7.1 | 7.6 | 7.1 | 83 | 3 | 27 | WSW | 4.5 | 38 | WSW | -15.2 | 7 | -15.3 | 29.954 | 0 | 0 | 0.402 | 0 | 70.1 | 12 | 15.1 | 64.8 | 143 | 1 | 62.7 | 10 |
| 1/30/2019 | 12:40 PM | 6.6 | 7.1 | 6.6 | 83 | 2.5 | 29 | W | 4.83 | 37 | WSW | -16.5 | 6.5 | -16.6 | 29.954 | 0 | 0 | 0.406 | 0 | 70.1 | 12 | 15.1 | 64.8 | 107 | 1 | 46.9 | 10 |
| 1/30/2019 | 12:50 PM | 6.4 | 6.6 | 6.4 | 82 | 2.1 | 29 | W | 4.83 | 38 | W | -16.8 | 6.3 | -16.9 | 29.964 | 0 | 0 | 0.407 | 0 | 70.8 | 12 | 15.6 | 65.8 | 57 | 1 | 25 | 10 |
| 1/30/2019 | 1:00 PM | --- | --- | --- | --- | --- | 0 | --- | 0 | 0 | --- | --- | --- | --- | 29.971 | 0 | 0 | --- | --- | 70.5 | 12 | 15.4 | 65.4 | 0 | 1 | 0 | 10 |
| 1/30/2019 | 1:10 PM | --- | --- | --- | --- | --- | 0 | --- | 0 | 0 | --- | --- | --- | --- | 29.98 | 0 | 0 | --- | --- | 70 | 12 | 15 | 64.7 | 0 | 1 | 0 | 10 |
| 1/30/2019 | 1:20 PM | 4.7 | 5 | 4.7 | 84 | 0.9 | 27 | W | 4.5 | 37 | W | -18.4 | 4.6 | -18.5 | 29.986 | 0 | 0 | 0.419 | 0 | 69.8 | 12 | 14.8 | 64.5 | 160 | 1 | 70.2 | 10 |
| 1/30/2019 | 1:30 PM | 4.9 | 4.9 | 4.7 | 85 | 1.4 | 26 | WSW | 4.33 | 38 | WSW | -17.8 | 4.8 | -17.9 | 29.997 | 0 | 0 | 0.417 | 0 | 69.8 | 12 | 14.8 | 64.5 | 156 | 1 | 68.4 | 10 |
| 1/30/2019 | 1:40 PM | 4.8 | 4.9 | 4.8 | 95 | 3.7 | 27 | WSW | 4.5 | 37 | WSW | -18.3 | 4.8 | -18.3 | 30.003 | 0 | 0 | 0.418 | 0 | 69.6 | 12 | 14.7 | 64.2 | 142 | 1 | 62.3 | 10 |
| 1/30/2019 | 1:50 PM | 4.6 | 4.8 | 4.6 | 86 | 1.3 | 29 | WSW | 4.83 | 40 | WSW | -19.2 | 4.5 | -19.3 | 30.009 | 0 | 0 | 0.419 | 0 | 69.4 | 12 | 14.5 | 64 | 152 | 1 | 66.7 | 10 |
| 1/30/2019 | 2:00 PM | 4.3 | 4.7 | 4.3 | 85 | 0.8 | 34 | WSW | 5.67 | 51 | SW | -21.1 | 4.2 | -21.2 | 30.02 | 0 | 0 | 0.422 | 0 | 69.6 | 12 | 14.7 | 64.2 | 118 | 1 | 51.8 | 10 |
| 1/30/2019 | 2:10 PM | 4.2 | 4.2 | 4.1 | 86 | 0.9 | 32 | WSW | 5.33 | 43 | WSW | -20.7 | 4.1 | -20.8 | 30.018 | 0 | 0 | 0.422 | 0 | 69.8 | 12 | 14.8 | 64.5 | 126 | 1 | 55.3 | 10 |
| 1/30/2019 | 2:20 PM | 4.2 | 4.2 | 4.2 | 86 | 0.9 | 33 | WSW | 5.5 | 52 | WSW | -21 | 4.1 | -21.1 | 30.026 | 0 | 0 | 0.422 | 0 | 69.6 | 12 | 14.7 | 64.2 | 118 | 1 | 51.8 | 10 |
| 1/30/2019 | 2:30 PM | 4.2 | 4.2 | 4 | 86 | 0.9 | 30 | SW | 5 | 44 | WSW | -20.1 | 4.1 | -20.2 | 30.046 | 0 | 0 | 0.422 | 0 | 69.1 | 12 | 14.3 | 63.6 | 114 | 1 | 50 | 10 |
| 1/30/2019 | 2:40 PM | 4 | 4.3 | 4 | 86 | 0.7 | 32 | SW | 5.33 | 52 | SW | -20.9 | 3.9 | -21 | 30.047 | 0 | 0 | 0.424 | 0 | 68.9 | 12 | 14.1 | 63.4 | 121 | 1 | 53.1 | 10 |
| 1/30/2019 | 2:50 PM | 3.9 | 4 | 3.9 | 85 | 0.4 | 29 | SW | 4.83 | 42 | SW | -20.2 | 3.8 | -20.3 | 30.06 | 0 | 0 | 0.424 | 0 | 68.9 | 12 | 14.1 | 63.4 | 139 | 1 | 61 | 10 |
| 1/30/2019 | 3:00 PM | 4 | 4 | 3.9 | 83 | 0 | 24 | SW | 4 | 33 | SW | -18.3 | 3.9 | -18.4 | 30.059 | 0 | 0 | 0.424 | 0 | 69.1 | 12 | 14.3 | 63.6 | 121 | 1 | 53.1 | 10 |
| 1/30/2019 | 3:10 PM | 4.1 | 4.1 | 4 | 81 | -0.4 | 31 | SW | 5.17 | 40 | SSW | -20.5 | 4 | -20.6 | 30.068 | 0 | 0 | 0.423 | 0 | 69.1 | 12 | 14.3 | 63.6 | 107 | 1 | 46.9 | 10 |
| 1/30/2019 | 3:20 PM | 4 | 4 | 3.9 | 78 | -1.3 | 28 | SW | 4.67 | 47 | SW | -19.7 | 3.9 | -19.8 | 30.075 | 0 | 0 | 0.424 | 0 | 69.1 | 12 | 14.3 | 63.6 | 104 | 1 | 45.6 | 10 |
| 1/30/2019 | 3:30 PM | 3.8 | 3.8 | 3.8 | 78 | -1.5 | 28 | SW | 4.67 | 32 | WSW | -20 | 3.7 | -20.1 | 30.082 | 0 | 0 | 0.425 | 0 | 69.8 | 12 | 14.8 | 64.5 | 9 | 1 | 3.9 | 10 |
| 1/30/2019 | 3:40 PM | 3.8 | 3.9 | 3.8 | 75 | -2.4 | 26 | SW | 4.33 | 42 | SW | -19.3 | 3.7 | -19.4 | 30.085 | 0 | 0 | 0.425 | 0 | 68.2 | 12 | 13.6 | 62.5 | 112 | 1 | 49.1 | 10 |
| 1/30/2019 | 3:50 PM | 3.5 | 3.7 | 3.5 | 72 | -3.5 | 33 | SW | 5.5 | 41 | W | -21.9 | 3.3 | -22.1 | 30.095 | 0 | 0 | 0.427 | 0 | 68.2 | 12 | 13.6 | 62.5 | 49 | 1 | 21.5 | 10 |
| 1/30/2019 | 4:00 PM | 3.3 | 3.5 | 3.3 | 72 | -3.7 | 28 | SW | 4.67 | 42 | SW | -20.6 | 3.1 | -20.8 | 30.094 | 0 | 0 | 0.428 | 0 | 67.9 | 12 | 13.3 | 62.1 | 101 | 1 | 44.3 | 10 |
| 1/30/2019 | 4:10 PM | 3.2 | 3.3 | 3.2 | 71 | -4.1 | 28 | SW | 4.67 | 39 | SW | -20.8 | 3 | -21 | 30.106 | 0 | 0 | 0.429 | 0 | 67.9 | 12 | 13.3 | 62.1 | 105 | 1 | 46.1 | 10 |
| 1/30/2019 | 4:20 PM | 3.2 | 3.3 | 3.2 | 71 | -4.1 | 25 | SW | 4.17 | 38 | SW | -19.7 | 3 | -19.9 | 30.115 | 0 | 0 | 0.429 | 0 | 67.7 | 12 | 13.2 | 61.9 | 105 | 1 | 46.1 | 10 |
| 1/30/2019 | 4:30 PM | 3 | 3.3 | 3 | 71 | -4.3 | 28 | SW | 4.67 | 42 | SW | -21 | 2.8 | -21.2 | 30.118 | 0 | 0 | 0.431 | 0 | 67.2 | 12 | 12.8 | 61.5 | 110 | 1 | 48.2 | 10 |
| 1/30/2019 | 4:40 PM | 2.9 | 3 | 2.8 | 72 | -4.1 | 27 | SW | 4.5 | 38 | SW | -20.8 | 2.7 | -21 | 30.124 | 0 | 0 | 0.431 | 0 | 67.2 | 12 | 12.8 | 61.5 | 125 | 1 | 54.8 | 10 |
| 1/30/2019 | 4:50 PM | 2.7 | 2.9 | 2.7 | 72 | -4.3 | 25 | SW | 4.17 | 37 | SW | -20.4 | 2.5 | -20.6 | 30.117 | 0 | 0 | 0.433 | 0 | 67.2 | 12 | 12.8 | 61.5 | 128 | 1 | 56.1 | 10 |
| 1/30/2019 | 5:00 PM | 2.6 | 2.7 | 2.6 | 72 | -4.4 | 24 | SW | 4 | 35 | SW | -20.1 | 2.4 | -20.3 | 30.122 | 0 | 0 | 0.433 | 0 | 66.9 | 12 | 12.6 | 61.2 | 125 | 1 | 54.8 | 10 |
| 1/30/2019 | 5:10 PM | 2.5 | 2.6 | 2.5 | 72 | -4.5 | 25 | SW | 4.17 | 39 | WSW | -20.7 | 2.3 | -20.9 | 30.116 | 0 | 0 | 0.434 | 0 | 66.6 | 12 | 12.3 | 60.9 | 121 | 1 | 53.1 | 10 |
| 1/30/2019 | 5:20 PM | 2.4 | 2.5 | 2.4 | 72 | -4.6 | 24 | SW | 4 | 36 | WSW | -20.4 | 2.2 | -20.6 | 30.124 | 0 | 0 | 0.435 | 0 | 66.7 | 13 | 14.2 | 61 | 140 | 1 | 61.4 | 10 |
| 1/30/2019 | 5:30 PM | 2.2 | 2.4 | 2.2 | 72 | -4.8 | 27 | SW | 4.5 | 39 | WSW | -21.8 | 2 | -22 | 30.125 | 0 | 0 | 0.436 | 0 | 66.9 | 12 | 12.6 | 61.2 | 144 | 1 | 63.2 | 10 |
| 1/30/2019 | 5:40 PM | 2.1 | 2.2 | 2.1 | 73 | -4.6 | 21 | SW | 3.5 | 33 | SW | -19.6 | 2 | -19.7 | 30.134 | 0 | 0 | 0.437 | 0 | 66.4 | 12 | 12.2 | 60.7 | 152 | 1 | 66.7 | 10 |
| 1/30/2019 | 5:50 PM | 2.1 | 2.1 | 2 | 73 | -4.6 | 21 | SW | 3.5 | 33 | SW | -19.6 | 2 | -19.7 | 30.138 | 0 | 0 | 0.437 | 0 | 66.4 | 12 | 12.2 | 60.7 | 97 | 1 | 42.5 | 10 |

## On-Site Meteorological Data

| Date | Time | Temp Out | Hi Temp | Low Temp | Out Hum | Dew Pt. | Wind Speed | Wind Dir | Wind Run | Hi Speed | Hi Dir | Wind Chill | Heat Index | THW Index | Bar | Rain | Rain Rate | Heat D-D | Cool D-D | In Temp | In Hum | In Dew | In Heat | Wind Samp | Wind Tx | ISS Recept | Arc. Int. |
|---|---|---|---|---|---|---|---|---|---|---|---|---|---|---|---|---|---|---|---|---|---|---|---|---|---|---|---|
| 1/30/2019 | 6:00 PM | 2 | 2.1 | 2 | 73 | -4.7 | 22 | SW | 3.67 | 33 | SW | -20.1 | 1.9 | -20.2 | 30.145 | 0 | 0 | 0.438 | 0 | 66.4 | 12 | 12.2 | 60.7 | 138 | 1 | 60.5 | 10 |
| 1/30/2019 | 6:10 PM | 2 | 2 | 2 | 74 | -4.4 | 25 | SW | 4.17 | 34 | SW | -21.3 | 1.9 | -21.4 | 30.148 | 0 | 0 | 0.438 | 0 | 66.9 | 12 | 12.6 | 61.2 | 51 | 1 | 22.4 | 10 |
| 1/30/2019 | 6:20 PM | 2 | 2 | 1.9 | 75 | -4.1 | 26 | SW | 4.33 | 36 | SW | -21.7 | 1.9 | -21.8 | 30.151 | 0 | 0 | 0.438 | 0 | 66.7 | 12 | 12.4 | 61 | 110 | 1 | 48.2 | 10 |
| 1/30/2019 | 6:30 PM | 1.9 | 2 | 1.9 | 75 | -4.2 | 22 | SW | 3.67 | 29 | SW | -20.3 | 1.8 | -20.4 | 30.154 | 0 | 0 | 0.438 | 0 | 66.9 | 12 | 12.6 | 61.2 | 120 | 1 | 52.6 | 10 |
| 1/30/2019 | 6:40 PM | 1.9 | 1.9 | 1.8 | 75 | -4.2 | 24 | SW | 4 | 32 | SW | -21.1 | 1.8 | -21.2 | 30.157 | 0 | 0 | 0.438 | 0 | 66.9 | 12 | 12.6 | 61.2 | 99 | 1 | 43.4 | 10 |
| 1/30/2019 | 6:50 PM | 1.9 | 2 | 1.9 | 76 | -3.9 | 24 | SW | 4 | 36 | SW | -21.1 | 1.8 | -21.2 | 30.16 | 0 | 0 | 0.438 | 0 | 66.9 | 13 | 14.4 | 61.2 | 100 | 1 | 43.9 | 10 |
| 1/30/2019 | 7:00 PM | 1.8 | 2 | 1.8 | 76 | -4 | 23 | SW | 3.83 | 31 | SW | -20.8 | 1.7 | -20.9 | 30.161 | 0 | 0 | 0.439 | 0 | 67.1 | 13 | 14.5 | 61.4 | 101 | 1 | 44.3 | 10 |
| 1/30/2019 | 7:10 PM | 1.8 | 1.8 | 1.8 | 76 | -4 | 24 | SW | 4 | 33 | SSW | -21.2 | 1.7 | -21.3 | 30.163 | 0 | 0 | 0.439 | 0 | 67.1 | 13 | 14.5 | 61.4 | 96 | 1 | 42.1 | 10 |
| 1/30/2019 | 7:20 PM | 1.7 | 1.8 | 1.7 | 76 | -4.1 | 26 | SW | 4.33 | 36 | SSW | -22.1 | 1.6 | -22.2 | 30.168 | 0 | 0 | 0.44 | 0 | 67.1 | 12 | 12.7 | 61.4 | 118 | 1 | 51.8 | 10 |
| 1/30/2019 | 7:30 PM | 1.7 | 1.7 | 1.7 | 76 | -4.1 | 23 | SW | 3.83 | 35 | SW | -20.9 | 1.6 | -21 | 30.172 | 0 | 0 | 0.44 | 0 | 67.1 | 12 | 12.7 | 61.4 | 101 | 1 | 44.3 | 10 |
| 1/30/2019 | 7:40 PM | 1.6 | 1.7 | 1.6 | 75 | -4.5 | 21 | SW | 3.5 | 29 | SW | -20.2 | 1.5 | -20.3 | 30.179 | 0 | 0 | 0.44 | 0 | 67.1 | 12 | 12.7 | 61.4 | 100 | 1 | 43.9 | 10 |
| 1/30/2019 | 7:50 PM | 1.6 | 1.7 | 1.6 | 75 | -4.5 | 23 | SW | 3.83 | 33 | SSW | -21.1 | 1.5 | -21.2 | 30.179 | 0 | 0 | 0.44 | 0 | 67.1 | 12 | 12.7 | 61.4 | 114 | 1 | 50 | 10 |
| 1/30/2019 | 8:00 PM | 1.6 | 1.6 | 1.6 | 75 | -4.5 | 26 | SW | 4.33 | 37 | SW | -22.2 | 1.5 | -22.3 | 30.178 | 0 | 0 | 0.44 | 0 | 67.2 | 12 | 12.8 | 61.5 | 78 | 1 | 34.2 | 10 |
| 1/30/2019 | 8:10 PM | 1.5 | 1.6 | 1.5 | 74 | -4.9 | 22 | SW | 3.67 | 30 | SW | -20.8 | 1.4 | -20.9 | 30.184 | 0 | 0 | 0.441 | 0 | 67.2 | 12 | 12.8 | 61.5 | 68 | 1 | 29.8 | 10 |
| 1/30/2019 | 8:20 PM | 1.3 | 1.5 | 1.3 | 73 | -5.3 | 22 | SW | 3.67 | 30 | SW | -21.1 | 1.2 | -21.2 | 30.184 | 0 | 0 | 0.442 | 0 | 66.9 | 12 | 12.6 | 61.2 | 103 | 1 | 45.2 | 10 |
| 1/30/2019 | 8:30 PM | 1.3 | 1.4 | 1.3 | 72 | -5.6 | 24 | SW | 4 | 32 | SW | -21.9 | 1.1 | -22.1 | 30.183 | 0 | 0 | 0.442 | 0 | 66.7 | 12 | 12.4 | 61 | 129 | 1 | 56.6 | 10 |
| 1/30/2019 | 8:40 PM | 1.3 | 1.4 | 1.3 | 71 | -5.9 | 25 | SW | 4.17 | 34 | SW | -22.3 | 1.1 | -22.5 | 30.181 | 0 | 0 | 0.442 | 0 | 66.7 | 12 | 12.4 | 61 | 112 | 1 | 49.1 | 10 |
| 1/30/2019 | 8:50 PM | 1.3 | 1.4 | 1.3 | 69 | -6.5 | 25 | SW | 4.17 | 33 | SW | -22.3 | 1.1 | -22.5 | 30.183 | 0 | 0 | 0.442 | 0 | 66.7 | 12 | 12.4 | 61 | 105 | 1 | 46.1 | 10 |
| 1/30/2019 | 9:00 PM | 1.2 | 1.3 | 1.2 | 68 | -6.9 | 22 | SW | 3.67 | 30 | SSW | -21.2 | 1 | -21.4 | 30.181 | 0 | 0 | 0.443 | 0 | 66.7 | 12 | 12.4 | 61 | 111 | 1 | 48.7 | 10 |
| 1/30/2019 | 9:10 PM | 1.2 | 1.2 | 1.2 | 67 | -7.2 | 26 | SW | 4.33 | 34 | SW | -22.8 | 1 | -23 | 30.179 | 0 | 0 | 0.443 | 0 | 67.6 | 11 | 11.1 | 61.7 | 34 | 1 | 14.9 | 10 |
| 1/30/2019 | 9:20 PM | --- | --- | --- | --- | --- | 0 | --- | 0 | 0 | --- | --- | --- | --- | 30.185 | 0 | 0 | --- | --- | 67.2 | 11 | 10.8 | 61.4 | 0 | 1 | 0 | 10 |
| 1/30/2019 | 9:30 PM | --- | --- | --- | --- | --- | 0 | --- | 0 | 0 | --- | --- | --- | --- | 30.182 | 0 | 0 | --- | --- | 67.1 | 11 | 10.8 | 61.3 | 0 | 1 | 0 | 10 |
| 1/30/2019 | 9:40 PM | --- | --- | --- | --- | --- | 0 | --- | 0 | 0 | --- | --- | --- | --- | 30.186 | 0 | 0 | --- | --- | 66.9 | 11 | 10.6 | 61.1 | 0 | 1 | 0 | 10 |
| 1/30/2019 | 9:50 PM | --- | --- | --- | --- | --- | 0 | --- | 0 | 0 | --- | --- | --- | --- | 30.193 | 0 | 0 | --- | --- | 66.9 | 11 | 10.6 | 61.1 | 0 | 1 | 0 | 10 |
| 1/30/2019 | 10:00 PM | --- | --- | --- | --- | --- | 0 | --- | 0 | 0 | --- | --- | --- | --- | 30.191 | 0 | 0 | --- | --- | 66.9 | 11 | 10.6 | 61.1 | 0 | 1 | 0 | 10 |
| 1/30/2019 | 10:10 PM | --- | --- | --- | --- | --- | 0 | --- | 0 | 0 | --- | --- | --- | --- | 30.196 | 0 | 0 | --- | --- | 66.9 | 11 | 10.6 | 61.1 | 0 | 1 | 0 | 10 |
| 1/30/2019 | 10:20 PM | --- | --- | --- | --- | --- | 0 | --- | 0 | 0 | --- | --- | --- | --- | 30.197 | 0 | 0 | --- | --- | 66.9 | 11 | 10.6 | 61.1 | 0 | 1 | 0 | 10 |
| 1/30/2019 | 10:30 PM | --- | --- | --- | --- | --- | 0 | --- | 0 | 0 | --- | --- | --- | --- | 30.194 | 0 | 0 | --- | --- | 66.9 | 11 | 10.6 | 61.1 | 0 | 1 | 0 | 10 |
| 1/30/2019 | 10:40 PM | --- | --- | --- | --- | --- | 0 | --- | 0 | 0 | --- | --- | --- | --- | 30.194 | 0 | 0 | --- | --- | 67.1 | 11 | 10.8 | 61.3 | 0 | 1 | 0 | 10 |
| 1/30/2019 | 10:50 PM | --- | --- | --- | --- | --- | 0 | --- | 0 | 0 | --- | --- | --- | --- | 30.192 | 0 | 0 | --- | --- | 66.9 | 11 | 10.6 | 61.1 | 0 | 1 | 0 | 10 |
| 1/30/2019 | 11:00 PM | --- | --- | --- | --- | --- | 0 | --- | 0 | 0 | --- | --- | --- | --- | 30.193 | 0 | 0 | --- | --- | 66.9 | 11 | 10.6 | 61.1 | 0 | 1 | 0 | 10 |
| 1/30/2019 | 11:10 PM | --- | --- | --- | --- | --- | 0 | --- | 0 | 0 | --- | --- | --- | --- | 30.194 | 0 | 0 | --- | --- | 66.9 | 11 | 10.6 | 61.1 | 0 | 1 | 0 | 10 |
| 1/30/2019 | 11:20 PM | 0.3 | 0.4 | 0.3 | 61 | -10 | 22 | SW | 3.67 | 27 | SW | -22.4 | 0.1 | -22.6 | 30.195 | 0 | 0 | 0.449 | 0 | 67.1 | 11 | 10.8 | 61.3 | 60 | 1 | 26.3 | 10 |
| 1/30/2019 | 11:30 PM | 0.3 | 0.4 | 0.3 | 61 | -10 | 22 | SW | 3.67 | 32 | SSW | -22.4 | 0.1 | -22.6 | 30.197 | 0 | 0 | 0.449 | 0 | 66.6 | 11 | 10.4 | 60.8 | 118 | 1 | 51.8 | 10 |
| 1/30/2019 | 11:40 PM | 0.3 | 0.3 | 0.3 | 61 | -10 | 22 | SW | 3.67 | 31 | SW | -22.4 | 0.1 | -22.6 | 30.202 | 0 | 0 | 0.449 | 0 | 66.6 | 11 | 10.4 | 60.8 | 78 | 1 | 34.2 | 10 |
| 1/30/2019 | 11:50 PM | 0.3 | 0.3 | 0.3 | 61 | -10 | 20 | SW | 3.33 | 29 | SW | -21.5 | 0.1 | -21.7 | 30.203 | 0 | 0 | 0.449 | 0 | 66.2 | 11 | 10.1 | 60.4 | 119 | 1 | 52.2 | 10 |
| 1/31/2019 | 12:00 AM | 0.3 | 0.3 | 0.2 | 62 | -9.7 | 21 | SW | 3.5 | 32 | SW | -22 | 0.1 | -22.2 | 30.204 | 0 | 0 | 0.449 | 0 | 66 | 11 | 9.9 | 60.2 | 112 | 1 | 49.1 | 10 |
| 1/31/2019 | 12:10 AM | 0.2 | 0.2 | 0.2 | 62 | -9.8 | 20 | SW | 3.33 | 32 | SW | -21.6 | 0 | -21.8 | 30.204 | 0 | 0 | 0.45 | 0 | 66 | 11 | 9.9 | 60.2 | 118 | 1 | 51.8 | 10 |
| 1/31/2019 | 12:20 AM | 0.2 | 0.3 | 0.2 | 63 | -9.4 | 21 | SW | 3.5 | 29 | SW | -22.1 | 0 | -22.3 | 30.205 | 0 | 0 | 0.45 | 0 | 66.2 | 11 | 10.1 | 60.4 | 116 | 1 | 50.9 | 10 |
| 1/31/2019 | 12:30 AM | 0.3 | 0.3 | 0.2 | 64 | -9 | 19 | SW | 3.17 | 26 | SSW | -21 | 0.1 | -21.2 | 30.203 | 0 | 0 | 0.449 | 0 | 66.2 | 11 | 10.1 | 60.4 | 115 | 1 | 50.4 | 10 |
| 1/31/2019 | 12:40 AM | 0.3 | 0.3 | 0.2 | 65 | -8.7 | 22 | SW | 3.67 | 31 | SW | -22.4 | 0.1 | -22.6 | 30.204 | 0 | 0 | 0.449 | 0 | 66.2 | 11 | 10.1 | 60.4 | 124 | 1 | 54.4 | 10 |
| 1/31/2019 | 12:50 AM | 0.3 | 0.4 | 0.3 | 66 | -8.4 | 19 | SW | 3.17 | 26 | SSW | -21 | 0.1 | -21.2 | 30.2 | 0 | 0 | 0.449 | 0 | 66.2 | 11 | 10.1 | 60.4 | 125 | 1 | 54.8 | 10 |
| 1/31/2019 | 1:00 AM | 0.4 | 0.4 | 0.4 | 67 | -8 | 21 | SSW | 3.5 | 28 | SW | -21.8 | 0.2 | -22 | 30.203 | 0 | 0 | 0.449 | 0 | 66.2 | 11 | 10.1 | 60.4 | 120 | 1 | 52.6 | 10 |
| 1/31/2019 | 1:10 AM | 0.5 | 0.5 | 0.4 | 68 | -7.6 | 20 | SW | 3.33 | 27 | SW | -21.2 | 0.3 | -21.4 | 30.205 | 0 | 0 | 0.448 | 0 | 66.2 | 11 | 10.1 | 60.4 | 114 | 1 | 50 | 10 |
| 1/31/2019 | 1:20 AM | 0.6 | 0.6 | 0.4 | 69 | -7.2 | 18 | SSW | 3 | 28 | SSW | -20.1 | 0.4 | -20.3 | 30.207 | 0 | 0 | 0.447 | 0 | 66.2 | 11 | 10.1 | 60.4 | 125 | 1 | 54.8 | 10 |
| 1/31/2019 | 1:30 AM | 0.6 | 0.6 | 0.6 | 70 | -6.9 | 20 | SW | 3.33 | 27 | SSW | -21.1 | 0.4 | -21.3 | 30.205 | 0 | 0 | 0.447 | 0 | 66.2 | 11 | 10.1 | 60.4 | 117 | 1 | 51.3 | 10 |
| 1/31/2019 | 1:40 AM | 0.5 | 0.7 | 0.5 | 71 | -6.7 | 18 | SSW | 3 | 27 | SW | -20.3 | 0.4 | -20.4 | 30.211 | 0 | 0 | 0.448 | 0 | 66 | 11 | 9.9 | 60.2 | 110 | 1 | 48.2 | 10 |
| 1/31/2019 | 1:50 AM | 0.6 | 0.6 | 0.5 | 72 | -6.3 | 21 | SSW | 3.5 | 28 | SSW | -21.6 | 0.5 | -21.7 | 30.208 | 0 | 0 | 0.447 | 0 | 66 | 11 | 9.9 | 60.2 | 92 | 1 | 40.4 | 10 |
| 1/31/2019 | 2:00 AM | 0.4 | 0.5 | 0.4 | 73 | -6.2 | 19 | SSW | 3.17 | 29 | SSW | -20.9 | 0.3 | -21 | 30.216 | 0 | 0 | 0.449 | 0 | 65.9 | 11 | 9.8 | 60.1 | 108 | 1 | 47.4 | 10 |
| 1/31/2019 | 2:10 AM | 0.4 | 0.5 | 0.4 | 74 | -5.9 | 20 | SSW | 3.33 | 29 | SSW | -21.4 | 0.3 | -21.5 | 30.215 | 0 | 0 | 0.449 | 0 | 65.9 | 11 | 9.8 | 60.1 | 117 | 1 | 51.3 | 10 |
| 1/31/2019 | 2:20 AM | 0.3 | 0.4 | 0.3 | 75 | -5.8 | 19 | SSW | 3.17 | 27 | SSW | -21 | 0.2 | -21.1 | 30.221 | 0 | 0 | 0.449 | 0 | 65.9 | 11 | 9.8 | 60.1 | 118 | 1 | 51.8 | 10 |
| 1/31/2019 | 2:30 AM | 0.3 | 0.3 | 0.3 | 76 | -5.5 | 22 | SW | 3.67 | 34 | SW | -22.4 | 0.2 | -22.5 | 30.223 | 0 | 0 | 0.449 | 0 | 65.9 | 11 | 9.8 | 60.1 | 113 | 1 | 49.6 | 10 |
| 1/31/2019 | 2:40 AM | 0.3 | 0.4 | 0.3 | 77 | -5.2 | 20 | SSW | 3.33 | 28 | SW | -21.5 | 0.2 | -21.6 | 30.229 | 0 | 0 | 0.449 | 0 | 66 | 11 | 9.9 | 60.2 | 114 | 1 | 50 | 10 |
| 1/31/2019 | 2:50 AM | 0.4 | 0.4 | 0.3 | 77 | -5.1 | 19 | SSW | 3.17 | 28 | SW | -20.9 | 0.3 | -21 | 30.23 | 0 | 0 | 0.449 | 0 | 66 | 11 | 9.9 | 60.2 | 115 | 1 | 50.4 | 10 |
| 1/31/2019 | 3:00 AM | 0.4 | 0.4 | 0.3 | 77 | -5.1 | 17 | SSW | 2.83 | 26 | SW | -19.9 | 0.3 | -20 | 30.232 | 0 | 0 | 0.449 | 0 | 66 | 11 | 9.9 | 60.2 | 121 | 1 | 53.1 | 10 |
| 1/31/2019 | 3:10 AM | 0.4 | 0.4 | 0.4 | 78 | -4.8 | 19 | SSW | 3.17 | 27 | SW | -20.9 | 0.3 | -21 | 30.229 | 0 | 0 | 0.449 | 0 | 66 | 11 | 9.9 | 60.2 | 120 | 1 | 52.6 | 10 |
| 1/31/2019 | 3:20 AM | 0.5 | 0.5 | 0.4 | 78 | -4.7 | 21 | SSW | 3.5 | 28 | SSW | -21.7 | 0.4 | -21.8 | 30.228 | 0 | 0 | 0.448 | 0 | 65.9 | 11 | 9.8 | 60.1 | 125 | 1 | 54.8 | 10 |
| 1/31/2019 | 3:30 AM | 0.5 | 0.5 | 0.4 | 77 | -5 | 20 | SSW | 3.33 | 27 | SW | -21.2 | 0.4 | -21.3 | 30.225 | 0 | 0 | 0.448 | 0 | 65.9 | 11 | 9.8 | 60.1 | 98 | 1 | 43 | 10 |
| 1/31/2019 | 3:40 AM | 0.5 | 0.5 | 0.5 | 77 | -5 | 20 | SW | 3.33 | 27 | SW | -21.2 | 0.4 | -21.3 | 30.227 | 0 | 0 | 0.448 | 0 | 66 | 10 | 7.8 | 60.1 | 67 | 1 | 29.4 | 10 |
| 1/31/2019 | 3:50 AM | 0.6 | 0.6 | 0.5 | 77 | -4.9 | 19 | SW | 3.17 | 31 | SW | -20.6 | 0.5 | -20.7 | 30.224 | 0 | 0 | 0.447 | 0 | 65.7 | 10 | 7.6 | 59.8 | 120 | 1 | 52.6 | 10 |
| 1/31/2019 | 4:00 AM | 0.7 | 0.7 | 0.6 | 77 | -4.8 | 20 | SSW | 3.33 | 29 | SSW | -21 | 0.6 | -21.1 | 30.227 | 0 | 0 | 0.447 | 0 | 65.5 | 10 | 7.4 | 59.7 | 119 | 1 | 52.2 | 10 |
| 1/31/2019 | 4:10 AM | 0.8 | 0.8 | 0.7 | 76 | -5 | 20 | SSW | 3.33 | 30 | S | -20.8 | 0.7 | -20.9 | 30.231 | 0 | 0 | 0.446 | 0 | 65.5 | 10 | 7.4 | 59.7 | 127 | 1 | 55.7 | 10 |

**On-Site Meteorological Data**

| Date | Time | Temp Out | Hi Temp | Low Temp | Out Hum | Dew Pt. | Wind Speed | Wind Dir | Wind Run | Hi Speed | Hi Dir | Wind Chill | Heat Index | THW Index | Bar | Rain | Rain Rate | Heat D-D | Cool D-D | In Temp | In Hum | In Dew | In Heat | Wind Samp | Wind Tx | ISS Recept | Arc. Int. |
|---|---|---|---|---|---|---|---|---|---|---|---|---|---|---|---|---|---|---|---|---|---|---|---|---|---|---|---|
| 1/31/2019 | 4:20 AM | 0.9 | 0.9 | 0.8 | 76 | -4.9 | 21 | SSW | 3.5 | 29 | SSW | -21.2 | 0.8 | -21.3 | 30.233 | 0 | 0 | 0.445 | 0 | 65.5 | 10 | 7.4 | 59.7 | 127 | 1 | 55.7 | 10 |
| 1/31/2019 | 4:30 AM | 0.9 | 0.9 | 0.8 | 76 | -4.9 | 21 | SW | 3.5 | 32 | SW | -21.2 | 0.8 | -21.3 | 30.235 | 0 | 0 | 0.445 | 0 | 65.7 | 10 | 7.6 | 59.8 | 117 | 1 | 51.3 | 10 |
| 1/31/2019 | 4:40 AM | 1 | 1 | 0.9 | 76 | -4.8 | 19 | SSW | 3.17 | 28 | SW | -20.1 | 0.9 | -20.2 | 30.237 | 0 | 0 | 0.444 | 0 | 65.7 | 10 | 7.6 | 59.8 | 114 | 1 | 50 | 10 |
| 1/31/2019 | 4:50 AM | 1.1 | 1.2 | 1 | 75 | -5 | 20 | SSW | 3.33 | 30 | SSW | -20.5 | 1 | -20.6 | 30.241 | 0 | 0 | 0.444 | 0 | 65.7 | 10 | 7.6 | 59.8 | 112 | 1 | 49.1 | 10 |
| 1/31/2019 | 5:00 AM | 1.2 | 1.2 | 1.1 | 75 | -4.9 | 21 | SSW | 3.5 | 30 | SW | -20.8 | 1.1 | -20.9 | 30.243 | 0 | 0 | 0.443 | 0 | 65.7 | 10 | 7.6 | 59.8 | 132 | 1 | 57.9 | 10 |
| 1/31/2019 | 5:10 AM | 1.2 | 1.3 | 1.2 | 74 | -5.2 | 21 | SSW | 3.5 | 31 | SSW | -20.8 | 1.1 | -20.9 | 30.25 | 0 | 0 | 0.443 | 0 | 65.7 | 10 | 7.6 | 59.8 | 108 | 1 | 47.4 | 10 |
| 1/31/2019 | 5:20 AM | 1.2 | 1.3 | 1.2 | 74 | -5.2 | 17 | SW | 2.83 | 26 | SW | -18.9 | 1.1 | -19 | 30.25 | 0 | 0 | 0.443 | 0 | 65.9 | 10 | 7.7 | 60 | 100 | 1 | 43.9 | 10 |
| 1/31/2019 | 5:30 AM | 1.3 | 1.3 | 1.2 | 74 | -5.1 | 20 | SW | 3.33 | 27 | SW | -20.2 | 1.2 | -20.3 | 30.249 | 0 | 0 | 0.442 | 0 | 66 | 10 | 7.8 | 60.1 | 84 | 1 | 36.8 | 10 |
| 1/31/2019 | 5:40 AM | 1.4 | 1.4 | 1.2 | 74 | -5 | 19 | SW | 3.17 | 25 | WSW | -19.6 | 1.3 | -19.7 | 30.255 | 0 | 0 | 0.442 | 0 | 65.4 | 10 | 7.3 | 59.6 | 90 | 1 | 39.5 | 10 |
| 1/31/2019 | 5:50 AM | 1.7 | 1.7 | 1.4 | 75 | -4.4 | 20 | SW | 3.33 | 29 | SSW | -19.7 | 1.6 | -19.8 | 30.255 | 0 | 0 | 0.44 | 0 | 66 | 11 | 9.9 | 60.2 | 136 | 1 | 59.6 | 10 |
| 1/31/2019 | 6:00 AM | 1.9 | 1.9 | 1.7 | 75 | -4.2 | 19 | SW | 3.17 | 30 | SW | -18.9 | 1.8 | -19 | 30.257 | 0 | 0 | 0.438 | 0 | 66.9 | 11 | 10.6 | 61.1 | 103 | 1 | 45.2 | 10 |
| 1/31/2019 | 6:10 AM | 2.2 | 2.2 | 1.9 | 75 | -3.9 | 20 | SW | 3.33 | 27 | SSW | -19 | 2.1 | -19.1 | 30.263 | 0 | 0 | 0.436 | 0 | 67.1 | 10 | 8.6 | 61.2 | 103 | 1 | 45.2 | 10 |
| 1/31/2019 | 6:20 AM | 2.4 | 2.4 | 2.2 | 75 | -3.7 | 20 | SW | 3.33 | 27 | SW | -18.7 | 2.3 | -18.8 | 30.264 | 0 | 0 | 0.435 | 0 | 66.6 | 10 | 8.2 | 60.7 | 98 | 1 | 43 | 10 |
| 1/31/2019 | 6:30 AM | 2.5 | 2.5 | 2.4 | 75 | -3.6 | 20 | SW | 3.33 | 27 | SW | -18.6 | 2.4 | -18.7 | 30.27 | 0 | 0 | 0.434 | 0 | 66.4 | 10 | 8.1 | 60.5 | 93 | 1 | 40.8 | 10 |
| 1/31/2019 | 6:40 AM | 2.4 | 2.5 | 2.4 | 74 | -4 | 19 | SW | 3.17 | 28 | SW | -18.3 | 2.3 | -18.4 | 30.276 | 0 | 0 | 0.435 | 0 | 66.6 | 10 | 8.2 | 60.7 | 108 | 1 | 47.4 | 10 |
| 1/31/2019 | 6:50 AM | 2.3 | 2.4 | 2.3 | 74 | -4.1 | 17 | SSW | 2.83 | 27 | SSW | -17.4 | 2.2 | -17.5 | 30.286 | 0 | 0 | 0.435 | 0 | 66.9 | 10 | 8.5 | 61 | 71 | 1 | 31.1 | 10 |
| 1/31/2019 | 7:00 AM | 2.2 | 2.3 | 2.2 | 74 | -4.2 | 17 | SSW | 2.83 | 27 | SSW | -17.6 | 2.1 | -17.7 | 30.286 | 0 | 0 | 0.436 | 0 | 66.7 | 10 | 8.3 | 60.8 | 67 | 1 | 29.4 | 10 |
| 1/31/2019 | 7:10 AM | 2.2 | 2.2 | 2.1 | 75 | -3.9 | 19 | SW | 3.17 | 24 | SW | -18.5 | 2.1 | -18.6 | 30.287 | 0 | 0 | 0.436 | 0 | 66.4 | 10 | 8.1 | 60.5 | 87 | 1 | 38.2 | 10 |
| 1/31/2019 | 7:20 AM | --- | --- | --- | --- | --- | 0 | --- | 0 | 0 | --- | --- | --- | --- | 30.287 | 0 | 0 | --- | --- | 66.7 | 10 | 8.3 | 60.8 | 0 | 1 | 0 | 10 |
| 1/31/2019 | 7:30 AM | --- | --- | --- | --- | --- | 0 | --- | 0 | 0 | --- | --- | --- | --- | 30.293 | 0 | 0 | --- | --- | 66.9 | 11 | 10.6 | 61.1 | 0 | 1 | 0 | 10 |
| 1/31/2019 | 7:40 AM | --- | --- | --- | --- | --- | 0 | --- | 0 | 0 | --- | --- | --- | --- | 30.294 | 0 | 0 | --- | --- | 67.1 | 11 | 10.8 | 61.3 | 0 | 1 | 0 | 10 |
| 1/31/2019 | 7:50 AM | --- | --- | --- | --- | --- | 0 | --- | 0 | 0 | --- | --- | --- | --- | 30.299 | 0 | 0 | --- | --- | 66.6 | 11 | 10.4 | 60.8 | 0 | 1 | 0 | 10 |
| 1/31/2019 | 8:00 AM | --- | --- | --- | --- | --- | 0 | --- | 0 | 0 | --- | --- | --- | --- | 30.304 | 0 | 0 | --- | --- | 66.9 | 11 | 10.6 | 61.1 | 0 | 1 | 0 | 10 |
| 1/31/2019 | 8:10 AM | 3 | 3 | 3 | --- | --- | 16 | SSW | 2.67 | 18 | SSW | -16 | --- | --- | 30.308 | 0 | 0 | 0.431 | 0 | 67.1 | 11 | 10.8 | 61.3 | 10 | 1 | 4.4 | 10 |
| 1/31/2019 | 8:20 AM | 3.1 | 3.1 | 2.9 | 75 | -3 | 21 | SW | 3.5 | 32 | SW | -18.3 | 3 | -18.4 | 30.309 | 0 | 0 | 0.43 | 0 | 67.1 | 10 | 8.6 | 61.2 | 183 | 1 | 80.3 | 10 |
| 1/31/2019 | 8:30 AM | 3 | 3.1 | 3 | 75 | -3.1 | 22 | SW | 3.67 | 32 | SW | -18.8 | 2.9 | -18.9 | 30.314 | 0 | 0 | 0.431 | 0 | 66.7 | 11 | 10.4 | 60.9 | 181 | 1 | 79.4 | 10 |
| 1/31/2019 | 8:40 AM | 3.1 | 3.1 | 3 | 75 | -3 | 21 | SSW | 3.5 | 30 | SSW | -18.3 | 3 | -18.4 | 30.321 | 0 | 0 | 0.43 | 0 | 66.9 | 10 | 8.5 | 61 | 174 | 1 | 76.3 | 10 |
| 1/31/2019 | 8:50 AM | 3.4 | 3.4 | 3.2 | 75 | -2.7 | 21 | SW | 3.5 | 31 | SW | -17.9 | 3.3 | -18 | 30.319 | 0 | 0 | 0.428 | 0 | 67.2 | 10 | 8.7 | 61.3 | 178 | 1 | 78.1 | 10 |
| 1/31/2019 | 9:00 AM | 3.7 | 3.7 | 3.4 | 75 | -2.5 | 23 | SW | 3.83 | 31 | SSW | -18.3 | 3.6 | -18.4 | 30.328 | 0 | 0 | 0.426 | 0 | 67.1 | 10 | 8.6 | 61.2 | 171 | 1 | 75 | 10 |
| 1/31/2019 | 9:10 AM | 3.9 | 3.9 | 3.6 | 74 | -2.5 | 22 | SW | 3.67 | 31 | SW | -17.6 | 3.8 | -17.7 | 30.321 | 0 | 0 | 0.424 | 0 | 67.1 | 10 | 8.6 | 61.2 | 168 | 1 | 73.7 | 10 |
| 1/31/2019 | 9:20 AM | 4.4 | 4.4 | 4 | 74 | -2.1 | 21 | SW | 3.5 | 28 | SSW | -16.6 | 4.2 | -16.8 | 30.335 | 0 | 0 | 0.421 | 0 | 67.4 | 10 | 8.9 | 61.5 | 183 | 1 | 80.3 | 10 |
| 1/31/2019 | 9:30 AM | 4.5 | 4.5 | 4.4 | 73 | -2.3 | 22 | SW | 3.67 | 30 | SW | -16.8 | 4.3 | -17 | 30.338 | 0 | 0 | 0.42 | 0 | 67.4 | 10 | 8.9 | 61.5 | 161 | 1 | 70.6 | 10 |
| 1/31/2019 | 9:40 AM | 4.7 | 4.7 | 4.5 | 73 | -2.1 | 24 | SW | 4 | 33 | SW | -17.3 | 4.5 | -17.5 | 30.342 | 0 | 0 | 0.419 | 0 | 67.2 | 10 | 8.7 | 61.3 | 136 | 1 | 59.6 | 10 |
| 1/31/2019 | 9:50 AM | 4.8 | 4.8 | 4.7 | 72 | -2.3 | 25 | SW | 4.17 | 34 | SW | -17.6 | 4.6 | -17.8 | 30.35 | 0 | 0 | 0.418 | 0 | 67.6 | 10 | 9 | 61.6 | 95 | 1 | 41.7 | 10 |
| 1/31/2019 | 10:00 AM | 5.2 | 5.2 | 4.9 | 72 | -1.9 | 23 | SW | 3.83 | 31 | SW | -16.3 | 5 | -16.5 | 30.353 | 0 | 0 | 0.415 | 0 | 67.7 | 11 | 11.2 | 61.8 | 82 | 1 | 36 | 10 |
| 1/31/2019 | 10:10 AM | 5.6 | 5.6 | 5.2 | 71 | -1.8 | 22 | SW | 3.67 | 34 | SW | -15.4 | 5.4 | -15.6 | 30.351 | 0 | 0 | 0.412 | 0 | 67.6 | 11 | 11.1 | 61.7 | 140 | 1 | 61.4 | 10 |
| 1/31/2019 | 10:20 AM | 5.9 | 5.9 | 5.6 | 71 | -1.5 | 22 | SW | 3.67 | 31 | SSW | -15 | 5.7 | -15.2 | 30.361 | 0 | 0 | 0.41 | 0 | 67.4 | 11 | 11 | 61.6 | 143 | 1 | 62.7 | 10 |
| 1/31/2019 | 10:30 AM | 6.3 | 6.3 | 5.9 | 71 | -1.1 | 20 | SW | 3.33 | 30 | WSW | -13.6 | 6.1 | -13.8 | 30.363 | 0 | 0 | 0.408 | 0 | 67.6 | 11 | 11.1 | 61.7 | 128 | 1 | 56.1 | 10 |
| 1/31/2019 | 10:40 AM | 6.8 | 6.8 | 6.3 | 71 | -0.6 | 23 | SW | 3.83 | 37 | SW | -14.2 | 6.6 | -14.4 | 30.365 | 0 | 0 | 0.404 | 0 | 67.9 | 11 | 11.4 | 62 | 94 | 1 | 41.2 | 10 |
| 1/31/2019 | 10:50 AM | 7.3 | 7.3 | 7 | 71 | -0.1 | 24 | SW | 4 | 32 | SW | -13.9 | 7.1 | -14.1 | 30.368 | 0 | 0 | 0.401 | 0 | 67.6 | 11 | 11.1 | 61.7 | 57 | 1 | 25 | 10 |
| 1/31/2019 | 11:00 AM | 7.5 | 7.5 | 7.3 | 70 | -0.2 | 26 | SW | 4.33 | 38 | SW | -14.3 | 7.3 | -14.5 | 30.373 | 0 | 0 | 0.399 | 0 | 67.2 | 11 | 10.8 | 61.4 | 142 | 1 | 62.3 | 10 |
| 1/31/2019 | 11:10 AM | 7.6 | 7.6 | 7.5 | 70 | -0.1 | 29 | SW | 4.83 | 37 | WSW | -15.1 | 7.4 | -15.3 | 30.372 | 0 | 0 | 0.399 | 0 | 67.4 | 11 | 11 | 61.6 | 158 | 1 | 69.3 | 10 |
| 1/31/2019 | 11:20 AM | 8.2 | 8.2 | 7.6 | 71 | 0.7 | 22 | SW | 3.67 | 32 | SW | -11.9 | 8 | -12.1 | 30.37 | 0 | 0 | 0.394 | 0 | 67.6 | 11 | 11.1 | 61.7 | 187 | 1 | 82 | 10 |
| 1/31/2019 | 11:30 AM | 8.2 | 8.3 | 8.1 | 69 | 0.1 | 29 | SW | 4.83 | 39 | SW | -14.3 | 8 | -14.5 | 30.372 | 0 | 0 | 0.394 | 0 | 67.4 | 11 | 11 | 61.6 | 178 | 1 | 78.1 | 10 |
| 1/31/2019 | 11:40 AM | 8.7 | 8.7 | 8.1 | 69 | 0.6 | 26 | SW | 4.33 | 38 | SW | -12.7 | 8.5 | -12.9 | 30.373 | 0 | 0 | 0.391 | 0 | 67.6 | 11 | 11.1 | 61.7 | 188 | 1 | 82.5 | 10 |
| 1/31/2019 | 11:50 AM | 8.9 | 8.9 | 8.7 | 68 | 0.5 | 24 | WSW | 4 | 34 | WSW | -11.7 | 8.7 | -11.9 | 30.358 | 0 | 0 | 0.39 | 0 | 67.7 | 11 | 11.2 | 61.8 | 170 | 1 | 74.6 | 10 |
| 1/31/2019 | 12:00 PM | 8.9 | 9 | 8.9 | 68 | 0.5 | 26 | SW | 4.33 | 41 | WSW | -12.4 | 8.7 | -12.6 | 30.363 | 0 | 0 | 0.39 | 0 | 67.7 | 11 | 11.2 | 61.8 | 176 | 1 | 77.2 | 10 |
| 1/31/2019 | 12:10 PM | 9.3 | 9.4 | 9 | 67 | 0.5 | 25 | SW | 4.17 | 36 | SW | -11.6 | 9.1 | -11.8 | 30.369 | 0 | 0 | 0.387 | 0 | 67.6 | 11 | 11.1 | 61.7 | 174 | 1 | 76.3 | 10 |
| 1/31/2019 | 12:20 PM | 9 | 9.3 | 9 | 67 | 0.3 | 28 | SW | 4.67 | 41 | SW | -12.9 | 8.8 | -13.1 | 30.364 | 0 | 0 | 0.389 | 0 | 67.6 | 11 | 11.1 | 61.7 | 110 | 1 | 48.2 | 10 |
| 1/31/2019 | 12:30 PM | 9.3 | 9.3 | 9 | 67 | 0.5 | 24 | WSW | 4 | 37 | SW | -11.2 | 9.1 | -11.4 | 30.36 | 0 | 0 | 0.387 | 0 | 67.9 | 11 | 11.4 | 62 | 97 | 1 | 42.5 | 10 |
| 1/31/2019 | 12:40 PM | 9.7 | 9.7 | 9.4 | 67 | 0.9 | 26 | SW | 4.33 | 36 | SW | -11.4 | 9.5 | -11.6 | 30.354 | 0 | 0 | 0.384 | 0 | 67.9 | 12 | 13.3 | 62.1 | 131 | 1 | 57.5 | 10 |
| 1/31/2019 | 12:50 PM | 9.7 | 9.7 | 9.6 | 66 | 0.6 | 29 | SW | 4.83 | 40 | SW | -12.3 | 9.4 | -12.6 | 30.351 | 0 | 0 | 0.384 | 0 | 68.1 | 11 | 11.5 | 62.2 | 123 | 1 | 53.9 | 10 |
| 1/31/2019 | 1:00 PM | 9.9 | 9.9 | 9.8 | 66 | 0.8 | 24 | SW | 4 | 33 | SW | -10.4 | 9.6 | -10.7 | 30.35 | 0 | 0 | 0.383 | 0 | 68.4 | 11 | 11.8 | 62.6 | 85 | 1 | 37.3 | 10 |
| 1/31/2019 | 1:10 PM | 10 | 10 | 9.8 | 66 | 0.9 | 26 | SW | 4.33 | 37 | SW | -11 | 9.7 | -11.3 | 30.345 | 0 | 0 | 0.382 | 0 | 68.4 | 11 | 11.8 | 62.6 | 132 | 1 | 57.9 | 10 |
| 1/31/2019 | 1:20 PM | 10.1 | 10.1 | 10 | 65 | 0.7 | 27 | SW | 4.5 | 39 | SW | -11.1 | 9.8 | -11.4 | 30.347 | 0 | 0 | 0.381 | 0 | 68.2 | 11 | 11.6 | 62.4 | 131 | 1 | 57.5 | 10 |
| 1/31/2019 | 1:30 PM | 9.9 | 10.1 | 9.9 | 64 | 0.1 | 28 | WSW | 4.67 | 38 | WSW | -11.7 | 9.6 | -12 | 30.343 | 0 | 0 | 0.383 | 0 | 68.2 | 11 | 11.6 | 62.4 | 125 | 1 | 54.8 | 10 |
| 1/31/2019 | 1:40 PM | 10.5 | 10.5 | 9.9 | 66 | 1.4 | 23 | WSW | 3.83 | 31 | WSW | -9.3 | 10.2 | -9.6 | 30.337 | 0 | 0 | 0.378 | 0 | 68.4 | 11 | 11.8 | 62.6 | 160 | 1 | 70.2 | 10 |
| 1/31/2019 | 1:50 PM | 10.4 | 10.6 | 10.4 | 64 | 0.6 | 28 | WSW | 4.67 | 41 | SW | -11 | 10.1 | -11.3 | 30.344 | 0 | 0 | 0.379 | 0 | 68.2 | 11 | 11.6 | 62.4 | 145 | 1 | 63.6 | 10 |
| 1/31/2019 | 2:00 PM | 10.5 | 10.5 | 10.4 | 64 | 0.7 | 28 | WSW | 4.67 | 39 | SW | -10.9 | 10.2 | -11.2 | 30.341 | 0 | 0 | 0.378 | 0 | 67.9 | 11 | 11.4 | 62 | 144 | 1 | 63.2 | 10 |
| 1/31/2019 | 2:10 PM | 10.6 | 10.6 | 10.5 | 63 | 0.5 | 27 | WSW | 4.5 | 39 | SW | -10.5 | 10.3 | -10.8 | 30.34 | 0 | 0 | 0.378 | 0 | 67.9 | 11 | 11.4 | 62 | 154 | 1 | 67.5 | 10 |
| 1/31/2019 | 2:20 PM | 10.6 | 10.6 | 10.6 | 62 | 0.1 | 27 | WSW | 4.5 | 38 | WSW | -10.5 | 10.3 | -10.8 | 30.341 | 0 | 0 | 0.378 | 0 | 67.9 | 11 | 11.4 | 62 | 150 | 1 | 65.8 | 10 |
| 1/31/2019 | 2:30 PM | 10.5 | 10.7 | 10.5 | 62 | 0 | 28 | WSW | 4.67 | 41 | WSW | -10.9 | 10.2 | -11.2 | 30.34 | 0 | 0 | 0.378 | 0 | 67.4 | 11 | 11 | 61.6 | 144 | 1 | 63.2 | 10 |

**On-Site Meteorological Data**

| Date | Time | Temp Out | Hi Temp | Low Temp | Out Hum | Dew Pt. | Wind Speed | Wind Dir | Wind Run | Hi Speed | Hi Dir | Wind Chill | Heat Index | THW Index | Bar | Rain | Rain Rate | Heat D-D | Cool D-D | In Temp | In Hum | In Dew | In Heat | Wind Samp | Wind Tx | ISS Recept | Arc. Int. |
|---|---|---|---|---|---|---|---|---|---|---|---|---|---|---|---|---|---|---|---|---|---|---|---|---|---|---|---|
| 1/31/2019 | 2:40 PM | 10.4 | 10.4 | 10.4 | 62 | -0.1 | 30 | SW | 5 | 34 | SW | -11.6 | 10.1 | -11.9 | 30.342 | 0 | 0 | 0.379 | 0 | 67.9 | 11 | 11.4 | 62 | 9 | 1 | 3.9 | 10 |
| 1/31/2019 | 2:50 PM | 9.9 | 10.1 | 9.9 | 62 | -0.5 | 28 | SW | 4.67 | 39 | SW | -11.7 | 9.6 | -12 | 30.342 | 0 | 0 | 0.383 | 0 | 67.4 | 11 | 11 | 61.6 | 136 | 1 | 59.6 | 10 |
| 1/31/2019 | 3:00 PM | 9.7 | 9.9 | 9.7 | 63 | -0.4 | 29 | WSW | 4.83 | 39 | SW | -12.3 | 9.4 | -12.6 | 30.348 | 0 | 0 | 0.384 | 0 | 67.6 | 11 | 11.1 | 61.7 | 143 | 1 | 62.7 | 10 |
| 1/31/2019 | 3:10 PM | 9.7 | 9.8 | 9.7 | 64 | 0 | 24 | WSW | 4 | 34 | SW | -10.7 | 9.4 | -11 | 30.343 | 0 | 0 | 0.384 | 0 | 67.4 | 11 | 11 | 61.6 | 136 | 1 | 59.6 | 10 |
| 1/31/2019 | 3:20 PM | 9.5 | 9.6 | 9.5 | 63 | -0.6 | 26 | WSW | 4.33 | 35 | WSW | -11.6 | 9.2 | -11.9 | 30.354 | 0 | 0 | 0.385 | 0 | 67.1 | 11 | 10.8 | 61.3 | 154 | 1 | 67.5 | 10 |
| 1/31/2019 | 3:30 PM | 9.7 | 9.7 | 9.5 | 65 | 0.3 | 25 | WSW | 4.17 | 33 | SW | -11 | 9.4 | -11.3 | 30.361 | 0 | 0 | 0.384 | 0 | 67.1 | 11 | 10.8 | 61.3 | 136 | 1 | 59.6 | 10 |
| 1/31/2019 | 3:40 PM | 9.5 | 9.7 | 9.5 | 65 | 0.1 | 25 | WSW | 4.17 | 31 | WSW | -11.3 | 9.3 | -11.5 | 30.36 | 0 | 0 | 0.385 | 0 | 67.2 | 11 | 10.8 | 61.4 | 137 | 1 | 60.1 | 10 |
| 1/31/2019 | 3:50 PM | 9.3 | 9.5 | 9.3 | 66 | 0.2 | 24 | WSW | 4 | 36 | WSW | -11.2 | 9.1 | -11.4 | 30.364 | 0 | 0 | 0.387 | 0 | 66.9 | 11 | 10.6 | 61.1 | 150 | 1 | 65.8 | 10 |
| 1/31/2019 | 4:00 PM | 9.5 | 9.5 | 9.3 | 67 | 0.7 | 27 | WSW | 4.5 | 37 | SW | -11.9 | 9.3 | -12.1 | 30.368 | 0 | 0 | 0.385 | 0 | 66.7 | 11 | 10.4 | 60.9 | 139 | 1 | 61 | 10 |
| 1/31/2019 | 4:10 PM | 9.4 | 9.5 | 9.4 | 67 | 0.6 | 22 | WSW | 3.67 | 33 | WSW | -10.4 | 9.2 | -10.6 | 30.366 | 0 | 0 | 0.386 | 0 | 66.9 | 11 | 10.6 | 61.1 | 140 | 1 | 61.4 | 10 |
| 1/31/2019 | 4:20 PM | 9.3 | 9.4 | 9.3 | 67 | 0.5 | 23 | WSW | 3.83 | 34 | WSW | -10.9 | 9.1 | -11.1 | 30.37 | 0 | 0 | 0.387 | 0 | 66.9 | 11 | 10.6 | 61.1 | 155 | 1 | 68 | 10 |
| 1/31/2019 | 4:30 PM | 9.3 | 9.4 | 9.3 | 67 | 0.5 | 26 | WSW | 4.33 | 33 | WSW | -11.9 | 9.1 | -12.1 | 30.37 | 0 | 0 | 0.387 | 0 | 66.6 | 11 | 10.4 | 60.8 | 153 | 1 | 67.1 | 10 |
| 1/31/2019 | 4:40 PM | 9.3 | 9.4 | 9.3 | 66 | 0.2 | 22 | WSW | 3.67 | 33 | SW | -10.5 | 9.1 | -10.7 | 30.372 | 0 | 0 | 0.387 | 0 | 66 | 12 | 11.9 | 60.3 | 151 | 1 | 66.2 | 10 |
| 1/31/2019 | 4:50 PM | 9.1 | 9.3 | 9.1 | 66 | 0 | 24 | WSW | 4 | 36 | WSW | -11.5 | 8.9 | -11.7 | 30.377 | 0 | 0 | 0.388 | 0 | 66.2 | 12 | 12 | 60.5 | 141 | 1 | 61.8 | 10 |
| 1/31/2019 | 5:00 PM | 9 | 9.1 | 9 | 65 | -0.4 | 22 | WSW | 3.67 | 38 | WSW | -10.9 | 8.8 | -11.1 | 30.38 | 0 | 0 | 0.389 | 0 | 66.4 | 12 | 12.2 | 60.7 | 144 | 1 | 63.2 | 10 |
| 1/31/2019 | 5:10 PM | 8.7 | 9 | 8.7 | 65 | -0.7 | 23 | WSW | 3.83 | 32 | WSW | -11.7 | 8.5 | -11.9 | 30.383 | 0 | 0 | 0.391 | 0 | 66.2 | 11 | 10.1 | 60.4 | 144 | 1 | 63.2 | 10 |
| 1/31/2019 | 5:20 PM | 8.4 | 8.7 | 8.4 | 66 | -0.6 | 21 | WSW | 3.5 | 35 | WSW | -11.3 | 8.2 | -11.5 | 30.383 | 0 | 0 | 0.393 | 0 | 66 | 12 | 11.9 | 60.3 | 143 | 1 | 62.7 | 10 |
| 1/31/2019 | 5:30 PM | 8.1 | 8.4 | 8.1 | 67 | -0.6 | 19 | WSW | 3.17 | 28 | WSW | -10.8 | 7.9 | -11 | 30.39 | 0 | 0 | 0.395 | 0 | 66.2 | 12 | 12 | 60.5 | 148 | 1 | 64.9 | 10 |
| 1/31/2019 | 5:40 PM | 7.8 | 8.1 | 7.8 | 68 | -0.6 | 23 | WSW | 3.83 | 33 | WSW | -12.8 | 7.6 | -13 | 30.395 | 0 | 0 | 0.397 | 0 | 66.4 | 12 | 12.2 | 60.7 | 145 | 1 | 63.6 | 10 |
| 1/31/2019 | 5:50 PM | 7.5 | 7.8 | 7.5 | 69 | -0.6 | 21 | WSW | 3.5 | 27 | WSW | -12.5 | 7.3 | -12.7 | 30.402 | 0 | 0 | 0.399 | 0 | 65.9 | 12 | 11.8 | 60.2 | 132 | 1 | 57.9 | 10 |
| 1/31/2019 | 6:00 PM | 7.2 | 7.5 | 7.2 | 70 | -0.5 | 18 | WSW | 3 | 25 | WSW | -11.6 | 7 | -11.8 | 30.405 | 0 | 0 | 0.401 | 0 | 65.5 | 12 | 11.5 | 59.8 | 138 | 1 | 60.5 | 10 |
| 1/31/2019 | 6:10 PM | 6.9 | 7.2 | 6.9 | 71 | -0.5 | 18 | WSW | 3 | 25 | W | -12 | 6.7 | -12.2 | 30.407 | 0 | 0 | 0.403 | 0 | 65.7 | 12 | 11.6 | 60 | 150 | 1 | 65.8 | 10 |
| 1/31/2019 | 6:20 PM | 6.8 | 6.9 | 6.8 | 73 | 0 | 19 | WSW | 3.17 | 26 | WSW | -12.5 | 6.6 | -12.7 | 30.41 | 0 | 0 | 0.404 | 0 | 66 | 12 | 11.9 | 60.3 | 159 | 1 | 69.7 | 10 |
| 1/31/2019 | 6:30 PM | 6.7 | 6.8 | 6.7 | 73 | -0.1 | 19 | WSW | 3.17 | 25 | WSW | -12.7 | 6.5 | -12.9 | 30.415 | 0 | 0 | 0.405 | 0 | 66.2 | 12 | 12 | 60.5 | 121 | 1 | 53.1 | 10 |
| 1/31/2019 | 6:40 PM | 6.6 | 6.6 | 6.5 | 74 | 0.1 | 18 | WSW | 3 | 26 | WSW | -12.3 | 6.4 | -12.5 | 30.42 | 0 | 0 | 0.406 | 0 | 66.7 | 12 | 12.4 | 61 | 82 | 1 | 36 | 10 |
| 1/31/2019 | 6:50 PM | 6.5 | 6.6 | 6.5 | 75 | 0.3 | 18 | WSW | 3 | 27 | WSW | -12.5 | 6.3 | -12.7 | 30.418 | 0 | 0 | 0.406 | 0 | 66.7 | 12 | 12.4 | 61 | 148 | 1 | 64.9 | 10 |
| 1/31/2019 | 7:00 PM | 6.5 | 6.6 | 6.5 | 75 | 0.3 | 19 | WSW | 3.17 | 28 | WSW | -12.9 | 6.3 | -13.1 | 30.421 | 0 | 0 | 0.406 | 0 | 66.7 | 12 | 12.4 | 61 | 146 | 1 | 64 | 10 |
| 1/31/2019 | 7:10 PM | 6.6 | 6.6 | 6.5 | 76 | 0.6 | 21 | WSW | 3.5 | 29 | WSW | -13.7 | 6.4 | -13.9 | 30.423 | 0 | 0 | 0.406 | 0 | 66.7 | 12 | 12.4 | 61 | 142 | 1 | 62.3 | 10 |
| 1/31/2019 | 7:20 PM | 6.6 | 6.6 | 6.6 | 76 | 0.6 | 20 | WSW | 3.33 | 35 | WSW | -13.2 | 6.4 | -13.4 | 30.426 | 0 | 0 | 0.406 | 0 | 66.7 | 12 | 12.4 | 61 | 150 | 1 | 65.8 | 10 |
| 1/31/2019 | 7:30 PM | 6.6 | 6.6 | 6.5 | 76 | 0.6 | 19 | WSW | 3.17 | 26 | WSW | -12.8 | 6.4 | -13 | 30.43 | 0 | 0 | 0.406 | 0 | 66.7 | 12 | 12.4 | 61 | 149 | 1 | 65.4 | 10 |
| 1/31/2019 | 7:40 PM | 6.5 | 6.6 | 6.5 | 76 | 0.5 | 18 | WSW | 3 | 25 | WSW | -12.5 | 6.3 | -12.7 | 30.433 | 0 | 0 | 0.406 | 0 | 66.7 | 12 | 12.4 | 61 | 153 | 1 | 67.1 | 10 |
| 1/31/2019 | 7:50 PM | 6.5 | 6.6 | 6.5 | 76 | 0.5 | 18 | WSW | 3 | 26 | SW | -12.5 | 6.3 | -12.7 | 30.429 | 0 | 0 | 0.406 | 0 | 66.7 | 11 | 10.4 | 60.9 | 124 | 1 | 54.4 | 10 |
| 1/31/2019 | 8:00 PM | 6.5 | 6.6 | 6.5 | 76 | 0.5 | 19 | WSW | 3.17 | 28 | SW | -12.9 | 6.3 | -13.1 | 30.43 | 0 | 0 | 0.406 | 0 | 66.7 | 11 | 10.4 | 60.9 | 139 | 1 | 61 | 10 |
| 1/31/2019 | 8:10 PM | 6.6 | 6.6 | 6.5 | 77 | 0.9 | 17 | WSW | 2.83 | 27 | SW | -11.9 | 6.4 | -12.1 | 30.431 | 0 | 0 | 0.406 | 0 | 66.7 | 11 | 10.4 | 60.9 | 150 | 1 | 65.8 | 10 |
| 1/31/2019 | 8:20 PM | 6.6 | 6.6 | 6.6 | 77 | 0.9 | 17 | SW | 2.83 | 26 | WSW | -11.9 | 6.4 | -12.1 | 30.43 | 0 | 0 | 0.406 | 0 | 66.7 | 11 | 10.4 | 60.9 | 147 | 1 | 64.5 | 10 |
| 1/31/2019 | 8:30 PM | 6.6 | 6.6 | 6.6 | 77 | 0.9 | 17 | SW | 2.83 | 27 | WSW | -11.9 | 6.4 | -12.1 | 30.433 | 0 | 0 | 0.406 | 0 | 66.7 | 11 | 10.4 | 60.9 | 148 | 1 | 64.9 | 10 |
| 1/31/2019 | 8:40 PM | 6.6 | 6.6 | 6.6 | 77 | 0.9 | 17 | SW | 2.83 | 26 | SW | -11.9 | 6.4 | -12.1 | 30.433 | 0 | 0 | 0.406 | 0 | 66.7 | 11 | 10.4 | 60.9 | 147 | 1 | 64.5 | 10 |
| 1/31/2019 | 8:50 PM | 6.6 | 6.6 | 6.6 | 77 | 0.9 | 15 | SW | 2.5 | 23 | SW | -10.8 | 6.4 | -11 | 30.434 | 0 | 0 | 0.406 | 0 | 66.7 | 11 | 10.4 | 60.9 | 143 | 1 | 62.7 | 10 |
| 1/31/2019 | 9:00 PM | 6.5 | 6.6 | 6.5 | 77 | 0.8 | 15 | SW | 2.5 | 24 | WSW | -11 | 6.3 | -11.2 | 30.434 | 0 | 0 | 0.406 | 0 | 66.6 | 11 | 10.4 | 60.8 | 148 | 1 | 64.9 | 10 |
| 1/31/2019 | 9:10 PM | 6.4 | 6.5 | 6.4 | 77 | 0.7 | 14 | WSW | 2.33 | 21 | WSW | -10.5 | 6.2 | -10.7 | 30.437 | 0 | 0 | 0.407 | 0 | 66.4 | 11 | 10.2 | 60.6 | 102 | 1 | 44.7 | 10 |
| 1/31/2019 | 9:20 PM | 6.3 | 6.4 | 6.3 | 77 | 0.6 | 13 | WSW | 2.17 | 20 | W | -10.1 | 6.1 | -10.3 | 30.438 | 0 | 0 | 0.408 | 0 | 66 | 11 | 9.9 | 60.2 | 148 | 1 | 64.9 | 10 |
| 1/31/2019 | 9:30 PM | 6.3 | 6.3 | 6.3 | 77 | 0.6 | 14 | WSW | 2.33 | 22 | WSW | -10.7 | 6.1 | -10.9 | 30.439 | 0 | 0 | 0.408 | 0 | 66.2 | 11 | 10.1 | 60.4 | 147 | 1 | 64.5 | 10 |
| 1/31/2019 | 9:40 PM | 6.2 | 6.3 | 6.2 | 86 | 2.9 | 12 | WSW | 2 | 19 | WSW | -9.6 | 6.1 | -9.7 | 30.441 | 0 | 0 | 0.408 | 0 | 66.6 | 11 | 10.4 | 60.8 | 118 | 1 | 51.8 | 10 |
| 1/31/2019 | 9:50 PM | 6.1 | 6.2 | 6.1 | 77 | 0.4 | 11 | WSW | 1.83 | 15 | WSW | -9 | 5.9 | -9.2 | 30.442 | 0 | 0 | 0.409 | 0 | 66.7 | 11 | 10.4 | 60.9 | 145 | 1 | 63.6 | 10 |
| 1/31/2019 | 10:00 PM | 5.9 | 6.1 | 5.9 | 77 | 0.2 | 11 | WSW | 1.83 | 13 | WSW | -9.3 | 5.7 | -9.5 | 30.441 | 0 | 0 | 0.41 | 0 | 66.7 | 11 | 10.4 | 60.9 | 143 | 1 | 62.7 | 10 |
| 1/31/2019 | 10:10 PM | 5.7 | 5.9 | 5.7 | 77 | 0 | 11 | WSW | 1.83 | 15 | W | -9.5 | 5.5 | -9.7 | 30.446 | 0 | 0 | 0.412 | 0 | 66.9 | 11 | 10.6 | 61.1 | 141 | 1 | 61.8 | 10 |
| 1/31/2019 | 10:20 PM | 5.6 | 5.7 | 5.6 | 77 | -0.1 | 11 | WSW | 1.83 | 13 | WSW | -9.6 | 5.4 | -9.8 | 30.45 | 0 | 0 | 0.412 | 0 | 66.9 | 11 | 10.6 | 61.1 | 145 | 1 | 63.6 | 10 |
| 1/31/2019 | 10:30 PM | 5.5 | 5.6 | 5.5 | 77 | -0.1 | 10 | WSW | 1.67 | 13 | WSW | -9 | 5.3 | -9.2 | 30.449 | 0 | 0 | 0.413 | 0 | 66.9 | 11 | 10.6 | 61.1 | 108 | 1 | 47.4 | 10 |
| 1/31/2019 | 10:40 PM | 5.3 | 5.5 | 5.3 | 77 | -0.3 | 10 | WSW | 1.67 | 14 | WSW | -9.3 | 5.1 | -9.5 | 30.449 | 0 | 0 | 0.415 | 0 | 66.9 | 11 | 10.6 | 61.1 | 148 | 1 | 64.9 | 10 |
| 1/31/2019 | 10:50 PM | 5.2 | 5.3 | 5.2 | 78 | -0.2 | 9 | WSW | 1.5 | 13 | WSW | -8.6 | 5.1 | -8.7 | 30.445 | 0 | 0 | 0.415 | 0 | 66.9 | 11 | 10.6 | 61.1 | 148 | 1 | 64.9 | 10 |
| 1/31/2019 | 11:00 PM | 5 | 5.2 | 5 | 78 | -0.4 | 9 | SW | 1.5 | 12 | SW | -8.8 | 4.9 | -8.9 | 30.445 | 0 | 0 | 0.417 | 0 | 66.9 | 11 | 10.6 | 61.1 | 145 | 1 | 63.6 | 10 |
| 1/31/2019 | 11:10 PM | 5 | 5 | 5 | 78 | -0.4 | 9 | SW | 1.5 | 13 | SSW | -8.8 | 4.9 | -8.9 | 30.444 | 0 | 0 | 0.417 | 0 | 66.9 | 11 | 10.6 | 61.1 | 149 | 1 | 65.4 | 10 |
| 1/31/2019 | 11:20 PM | 5 | 5 | 5 | 78 | -0.4 | 10 | SSW | 1.67 | 15 | SW | -9.6 | 4.9 | -9.7 | 30.444 | 0 | 0 | 0.417 | 0 | 66.6 | 11 | 10.4 | 60.8 | 151 | 1 | 66.2 | 10 |
| 1/31/2019 | 11:30 PM | 5 | 5 | 4.9 | 79 | -0.1 | 12 | SW | 2 | 18 | SW | -11.1 | 4.9 | -11.2 | 30.44 | 0 | 0 | 0.417 | 0 | 66.2 | 11 | 10.1 | 60.4 | 151 | 1 | 66.2 | 10 |
| 1/31/2019 | 11:40 PM | 5 | 5 | 5 | 79 | -0.1 | 14 | SW | 2.33 | 19 | SW | -12.3 | 4.9 | -12.4 | 30.441 | 0 | 0 | 0.417 | 0 | 66 | 11 | 9.9 | 60.2 | 155 | 1 | 68 | 10 |
| 1/31/2019 | 11:50 PM | 5.1 | 5.2 | 5 | 80 | 0.3 | 15 | SW | 2.5 | 20 | SW | -12.8 | 5 | -12.9 | 30.443 | 0 | 0 | 0.416 | 0 | 66.2 | 11 | 10.1 | 60.4 | 151 | 1 | 66.2 | 10 |
| 2/1/2019 | 12:00 AM | 5.2 | 5.2 | 5.1 | 80 | 0.4 | 15 | SW | 2.5 | 22 | SW | -12.6 | 5.1 | -12.7 | 30.444 | 0 | 0 | 0.415 | 0 | 66.2 | 11 | 10.1 | 60.4 | 148 | 1 | 64.9 | 10 |
| 2/1/2019 | 12:10 AM | 5.3 | 5.3 | 5.2 | 80 | 0.5 | 17 | SW | 2.83 | 22 | SW | -13.6 | 5.2 | -13.7 | 30.437 | 0 | 0 | 0.415 | 0 | 66.7 | 11 | 10.4 | 60.9 | 78 | 1 | 34.2 | 10 |
| 2/1/2019 | 12:20 AM | 5.3 | 5.3 | 5.2 | 80 | 0.5 | 16 | SW | 2.67 | 22 | SW | -13 | 5.2 | -13.1 | 30.437 | 0 | 0 | 0.415 | 0 | 66.4 | 11 | 10.2 | 60.6 | 153 | 1 | 67.1 | 10 |
| 2/1/2019 | 12:30 AM | 5.3 | 5.3 | 5.2 | 80 | 0.5 | 17 | SW | 2.83 | 22 | WSW | -13.6 | 5.2 | -13.7 | 30.438 | 0 | 0 | 0.415 | 0 | 66.2 | 11 | 10.1 | 60.4 | 147 | 1 | 64.5 | 10 |
| 2/1/2019 | 12:40 AM | 5.2 | 5.3 | 5.2 | 80 | 0.4 | 17 | SW | 2.83 | 24 | SW | -13.7 | 5.1 | -13.8 | 30.441 | 0 | 0 | 0.415 | 0 | 66.2 | 11 | 10.1 | 60.4 | 147 | 1 | 64.5 | 10 |
| 2/1/2019 | 12:50 AM | 5.2 | 5.3 | 5.2 | 80 | 0.4 | 16 | SW | 2.67 | 21 | SW | -13.2 | 5.1 | -13.3 | 30.44 | 0 | 0 | 0.415 | 0 | 66 | 11 | 9.9 | 60.2 | 154 | 1 | 67.5 | 10 |

**On-Site Meteorological Data**

| Date | Time | Temp Out | Hi Temp | Low Temp | Out Hum | Dew Pt. | Wind Speed | Wind Dir | Wind Run | Hi Speed | Hi Dir | Wind Chill | Heat Index | THW Index | Bar | Rain | Rain Rate | Heat D-D | Cool D-D | In Temp | In Hum | In Dew | In Heat | Wind Samp | Wind Tx | ISS Recept | Arc. Int. |
|---|---|---|---|---|---|---|---|---|---|---|---|---|---|---|---|---|---|---|---|---|---|---|---|---|---|---|---|
| 2/1/2019 | 1:00 AM | 5.2 | 5.2 | 5.2 | 80 | 0.4 | 15 | SW | 2.5 | 23 | SW | -12.6 | 5.1 | -12.7 | 30.443 | 0 | 0 | 0.415 | 0 | 66 | 11 | 9.9 | 60.2 | 150 | 1 | 65.8 | 10 |
| 2/1/2019 | 1:10 AM | 5.2 | 5.2 | 5.1 | 80 | 0.4 | 14 | SW | 2.33 | 21 | SW | -12.1 | 5.1 | -12.2 | 30.445 | 0 | 0 | 0.415 | 0 | 66 | 11 | 9.9 | 60.2 | 152 | 1 | 66.7 | 10 |
| 2/1/2019 | 1:20 AM | 5.2 | 5.2 | 5.1 | 79 | 0.1 | 13 | SW | 2.17 | 19 | SW | -11.5 | 5.1 | -11.6 | 30.446 | 0 | 0 | 0.415 | 0 | 66 | 11 | 9.9 | 60.2 | 165 | 1 | 72.4 | 10 |
| 2/1/2019 | 1:30 AM | 5 | 5.2 | 5 | 79 | -0.1 | 13 | SW | 2.17 | 20 | SW | -11.7 | 4.9 | -11.8 | 30.451 | 0 | 0 | 0.417 | 0 | 66 | 11 | 9.9 | 60.2 | 152 | 1 | 66.7 | 10 |
| 2/1/2019 | 1:40 AM | 4.9 | 5 | 4.9 | 79 | -0.2 | 13 | SW | 2.17 | 19 | SSW | -11.8 | 4.8 | -11.9 | 30.457 | 0 | 0 | 0.417 | 0 | 66 | 11 | 9.9 | 60.2 | 153 | 1 | 67.1 | 10 |
| 2/1/2019 | 1:50 AM | 4.8 | 4.9 | 4.8 | 79 | -0.3 | 14 | SW | 2.33 | 21 | SW | -12.6 | 4.7 | -12.7 | 30.457 | 0 | 0 | 0.418 | 0 | 66 | 11 | 9.9 | 60.2 | 149 | 1 | 65.4 | 10 |
| 2/1/2019 | 2:00 AM | 4.9 | 4.9 | 4.8 | 79 | -0.2 | 12 | SW | 2 | 19 | SSW | -11.2 | 4.8 | -11.3 | 30.458 | 0 | 0 | 0.417 | 0 | 65.9 | 11 | 9.8 | 60.1 | 153 | 1 | 67.1 | 10 |
| 2/1/2019 | 2:10 AM | 4.9 | 4.9 | 4.9 | 79 | -0.2 | 14 | SW | 2.33 | 22 | SSW | -12.5 | 4.8 | -12.6 | 30.464 | 0 | 0 | 0.417 | 0 | 65.9 | 11 | 9.8 | 60.1 | 154 | 1 | 67.5 | 10 |
| 2/1/2019 | 2:20 AM | 4.8 | 4.9 | 4.8 | 79 | -0.3 | 14 | SSW | 2.33 | 20 | SSW | -12.6 | 4.7 | -12.7 | 30.467 | 0 | 0 | 0.418 | 0 | 65.9 | 11 | 9.8 | 60.1 | 150 | 1 | 65.8 | 10 |
| 2/1/2019 | 2:30 AM | 4.6 | 4.8 | 4.6 | 79 | -0.5 | 14 | SSW | 2.33 | 20 | SSW | -12.8 | 4.5 | -12.9 | 30.468 | 0 | 0 | 0.419 | 0 | 65.9 | 11 | 9.8 | 60.1 | 152 | 1 | 66.7 | 10 |
| 2/1/2019 | 2:40 AM | 4.5 | 4.6 | 4.4 | 79 | -0.6 | 16 | SSW | 2.67 | 23 | SW | -14.1 | 4.4 | -14.2 | 30.47 | 0 | 0 | 0.42 | 0 | 66 | 11 | 9.9 | 60.2 | 155 | 1 | 68 | 10 |
| 2/1/2019 | 2:50 AM | 4.5 | 4.5 | 4.4 | 79 | -0.6 | 16 | SSW | 2.67 | 22 | SW | -14.1 | 4.4 | -14.2 | 30.472 | 0 | 0 | 0.42 | 0 | 66 | 11 | 9.9 | 60.2 | 160 | 1 | 70.2 | 10 |
| 2/1/2019 | 3:00 AM | 4.4 | 4.5 | 4.4 | 79 | -0.7 | 16 | SSW | 2.67 | 21 | SSW | -14.2 | 4.3 | -14.3 | 30.466 | 0 | 0 | 0.421 | 0 | 66.2 | 11 | 10.1 | 60.4 | 151 | 1 | 66.2 | 10 |
| 2/1/2019 | 3:10 AM | 4.5 | 4.5 | 4.4 | 79 | -0.6 | 14 | SSW | 2.33 | 21 | SSW | -13 | 4.4 | -13.1 | 30.471 | 0 | 0 | 0.42 | 0 | 66 | 11 | 9.9 | 60.2 | 155 | 1 | 68 | 10 |
| 2/1/2019 | 3:20 AM | 4.5 | 4.5 | 4.5 | 79 | -0.6 | 13 | SSW | 2.17 | 20 | SSW | -12.4 | 4.4 | -12.5 | 30.469 | 0 | 0 | 0.42 | 0 | 66 | 11 | 9.9 | 60.2 | 147 | 1 | 64.5 | 10 |
| 2/1/2019 | 3:30 AM | 4.5 | 4.5 | 4.5 | 79 | -0.6 | 14 | SSW | 2.33 | 20 | SW | -13 | 4.4 | -13.1 | 30.47 | 0 | 0 | 0.42 | 0 | 66 | 11 | 9.9 | 60.2 | 155 | 1 | 68 | 10 |
| 2/1/2019 | 3:40 AM | 4.5 | 4.5 | 4.5 | 78 | -0.8 | 14 | SW | 2.33 | 21 | SW | -13 | 4.4 | -13.1 | 30.47 | 0 | 0 | 0.42 | 0 | 66 | 11 | 9.9 | 60.2 | 159 | 1 | 69.7 | 10 |
| 2/1/2019 | 3:50 AM | 4.5 | 4.5 | 4.5 | 78 | -0.8 | 15 | SSW | 2.5 | 22 | SW | -13.5 | 4.4 | -13.6 | 30.47 | 0 | 0 | 0.42 | 0 | 66 | 11 | 9.9 | 60.2 | 162 | 1 | 71.1 | 10 |
| 2/1/2019 | 4:00 AM | 4.5 | 4.5 | 4.5 | 78 | -0.8 | 13 | SW | 2.17 | 21 | SSW | -12.4 | 4.4 | -12.5 | 30.469 | 0 | 0 | 0.42 | 0 | 66 | 11 | 9.9 | 60.2 | 151 | 1 | 66.2 | 10 |
| 2/1/2019 | 4:10 AM | 4.5 | 4.5 | 4.4 | 78 | -0.8 | 14 | SW | 2.33 | 18 | SW | -13 | 4.4 | -13.1 | 30.468 | 0 | 0 | 0.42 | 0 | 66 | 11 | 9.9 | 60.2 | 164 | 1 | 71.9 | 10 |
| 2/1/2019 | 4:20 AM | 4.5 | 4.5 | 4.5 | 78 | -0.8 | 14 | SSW | 2.33 | 20 | SSW | -13 | 4.4 | -13.1 | 30.468 | 0 | 0 | 0.42 | 0 | 65.9 | 11 | 9.8 | 60.1 | 158 | 1 | 69.3 | 10 |
| 2/1/2019 | 4:30 AM | 4.5 | 4.6 | 4.5 | 78 | -0.8 | 15 | SW | 2.5 | 21 | SW | -13.5 | 4.4 | -13.6 | 30.468 | 0 | 0 | 0.42 | 0 | 65.9 | 11 | 9.8 | 60.1 | 167 | 1 | 73.2 | 10 |
| 2/1/2019 | 4:40 AM | 4.5 | 4.5 | 4.5 | 78 | -0.8 | 14 | SW | 2.33 | 20 | SW | -13 | 4.4 | -13.1 | 30.476 | 0 | 0 | 0.42 | 0 | 65.9 | 11 | 9.8 | 60.1 | 167 | 1 | 73.2 | 10 |
| 2/1/2019 | 4:50 AM | 4.7 | 4.7 | 4.5 | 78 | -0.7 | 14 | SW | 2.33 | 19 | SW | -12.7 | 4.6 | -12.8 | 30.478 | 0 | 0 | 0.419 | 0 | 65.7 | 11 | 9.7 | 59.9 | 160 | 1 | 70.2 | 10 |
| 2/1/2019 | 5:00 AM | 4.8 | 4.8 | 4.6 | 78 | -0.6 | 14 | SW | 2.33 | 20 | SSW | -12.6 | 4.7 | -12.7 | 30.481 | 0 | 0 | 0.418 | 0 | 65.9 | 11 | 9.8 | 60.1 | 157 | 1 | 68.9 | 10 |
| 2/1/2019 | 5:10 AM | 4.8 | 4.9 | 4.8 | 77 | -0.8 | 13 | SSW | 2.17 | 21 | SSW | -12 | 4.7 | -12.1 | 30.484 | 0 | 0 | 0.418 | 0 | 65.7 | 11 | 9.7 | 59.9 | 156 | 1 | 68.4 | 10 |
| 2/1/2019 | 5:20 AM | 4.7 | 4.8 | 4.7 | 77 | -0.9 | 13 | SW | 2.17 | 19 | SW | -12.1 | 4.6 | -12.2 | 30.482 | 0 | 0 | 0.419 | 0 | 65.9 | 11 | 9.8 | 60.1 | 160 | 1 | 70.2 | 10 |
| 2/1/2019 | 5:30 AM | 4.5 | 4.7 | 4.5 | 77 | -1.1 | 13 | SSW | 2.17 | 18 | SSW | -12.4 | 4.4 | -12.5 | 30.486 | 0 | 0 | 0.42 | 0 | 66 | 11 | 9.9 | 60.2 | 149 | 1 | 65.4 | 10 |
| 2/1/2019 | 5:40 AM | 4.4 | 4.5 | 4.4 | 77 | -1.2 | 13 | SW | 2.17 | 16 | SW | -12.5 | 4.3 | -12.6 | 30.483 | 0 | 0 | 0.421 | 0 | 65.7 | 11 | 9.7 | 59.9 | 158 | 1 | 69.3 | 10 |
| 2/1/2019 | 5:50 AM | 4.5 | 4.5 | 4.4 | 77 | -1.1 | 13 | SW | 2.17 | 18 | SW | -12.4 | 4.4 | -12.5 | 30.481 | 0 | 0 | 0.42 | 0 | 65.4 | 11 | 9.4 | 59.6 | 78 | 1 | 34.2 | 10 |
| 2/1/2019 | 6:00 AM | 4.7 | 4.7 | 4.7 | 77 | -0.9 | 17 | SSW | 2.83 | 20 | SW | -14.3 | 4.6 | -14.4 | 30.476 | 0 | 0 | 0.419 | 0 | 66.2 | 11 | 10.1 | 60.4 | 55 | 1 | 24.1 | 10 |
| 2/1/2019 | 6:10 AM | 4.7 | 4.7 | 4.7 | 77 | -0.9 | 14 | SSW | 2.33 | 21 | SSW | -12.7 | 4.6 | -12.8 | 30.474 | 0 | 0 | 0.419 | 0 | 66.4 | 11 | 10.2 | 60.6 | 131 | 1 | 57.5 | 10 |
| 2/1/2019 | 6:20 AM | 4.7 | 4.7 | 4.7 | 77 | -0.9 | 13 | SW | 2.17 | 16 | SW | -12.1 | 4.6 | -12.2 | 30.474 | 0 | 0 | 0.419 | 0 | 67.1 | 10 | 8.6 | 61.2 | 39 | 1 | 17.1 | 10 |
| 2/1/2019 | 6:30 AM | 4.8 | 4.8 | 4.7 | 77 | -0.8 | 13 | SW | 2.17 | 19 | SW | -12 | 4.7 | -12.1 | 30.471 | 0 | 0 | 0.418 | 0 | 66.4 | 11 | 10.2 | 60.6 | 110 | 1 | 48.2 | 10 |
| 2/1/2019 | 6:40 AM | 4.9 | 4.9 | 4.8 | 77 | -0.7 | 12 | SW | 2 | 18 | SW | -11.2 | 4.7 | -11.4 | 30.471 | 0 | 0 | 0.417 | 0 | 66.4 | 11 | 10.2 | 60.6 | 150 | 1 | 65.8 | 10 |
| 2/1/2019 | 6:50 AM | 5.1 | 5.1 | 5 | 77 | -0.5 | 13 | SW | 2.17 | 20 | SW | -11.6 | 4.9 | -11.8 | 30.475 | 0 | 0 | 0.416 | 0 | 66.7 | 11 | 10.4 | 60.9 | 143 | 1 | 62.7 | 10 |
| 2/1/2019 | 7:00 AM | 5.1 | 5.1 | 5.1 | 77 | -0.5 | 13 | SW | 2.17 | 19 | SW | -11.6 | 4.9 | -11.8 | 30.474 | 0 | 0 | 0.416 | 0 | 66.6 | 11 | 10.4 | 60.8 | 146 | 1 | 64 | 10 |
| 2/1/2019 | 7:10 AM | 5.1 | 5.1 | 5.1 | 77 | -0.5 | 12 | SSW | 2 | 18 | SSW | -10.9 | 4.9 | -11.1 | 30.483 | 0 | 0 | 0.416 | 0 | 66.6 | 11 | 10.4 | 60.8 | 41 | 1 | 18 | 10 |
| 2/1/2019 | 7:20 AM | --- | --- | --- | --- | --- | 0 | --- | 0 | 0 | --- | --- | --- | --- | 30.484 | 0 | 0 | --- | --- | 66.7 | 11 | 10.4 | 60.9 | 0 | 1 | 0 | 10 |
| 2/1/2019 | 7:30 AM | --- | --- | --- | --- | --- | 0 | --- | 0 | 0 | --- | --- | --- | --- | 30.485 | 0 | 0 | --- | --- | 67.1 | 11 | 10.8 | 61.3 | 0 | 1 | 0 | 10 |
| 2/1/2019 | 7:40 AM | --- | --- | --- | --- | --- | 0 | --- | 0 | 0 | --- | --- | --- | --- | 30.483 | 0 | 0 | --- | --- | 66.9 | 11 | 10.6 | 61.1 | 0 | 1 | 0 | 10 |
| 2/1/2019 | 7:50 AM | --- | --- | --- | --- | --- | 0 | --- | 0 | 0 | --- | --- | --- | --- | 30.484 | 0 | 0 | --- | --- | 66.9 | 11 | 10.6 | 61.1 | 0 | 1 | 0 | 10 |
| 2/1/2019 | 8:00 AM | --- | --- | --- | --- | --- | 0 | --- | 0 | 0 | --- | --- | --- | --- | 30.488 | 0 | 0 | --- | --- | 67.1 | 11 | 10.8 | 61.3 | 0 | 1 | 0 | 10 |
| 2/1/2019 | 8:10 AM | --- | --- | --- | --- | --- | 0 | --- | 0 | 0 | --- | --- | --- | --- | 30.489 | 0 | 0 | --- | --- | 67.2 | 11 | 10.8 | 61.4 | 0 | 1 | 0 | 10 |
| 2/1/2019 | 8:20 AM | 5.3 | 5.3 | 5.3 | 77 | -0.3 | 9 | SW | 1.5 | 11 | SSW | -8.5 | 5.1 | -8.7 | 30.492 | 0 | 0 | 0.415 | 0 | 66.9 | 11 | 10.6 | 61.1 | 16 | 1 | 7 | 10 |
| 2/1/2019 | 8:30 AM | 5.7 | 5.7 | 5.3 | 77 | 0 | 11 | SW | 1.83 | 18 | SW | -9.5 | 5.5 | -9.7 | 30.492 | 0 | 0 | 0.412 | 0 | 67.1 | 11 | 10.8 | 61.3 | 174 | 1 | 76.3 | 10 |
| 2/1/2019 | 8:40 AM | 5.9 | 6 | 5.7 | 77 | 0.2 | 13 | SW | 2.17 | 19 | SW | -10.6 | 5.7 | -10.8 | 30.494 | 0 | 0 | 0.41 | 0 | 67.4 | 11 | 11 | 61.6 | 152 | 1 | 66.7 | 10 |
| 2/1/2019 | 8:50 AM | 6.1 | 6.1 | 6 | 77 | 0.4 | 13 | SW | 2.17 | 18 | SW | -10.3 | 5.9 | -10.5 | 30.493 | 0 | 0 | 0.409 | 0 | 67.9 | 11 | 11.4 | 62 | 26 | 1 | 11.4 | 10 |
| 2/1/2019 | 9:00 AM | --- | --- | --- | --- | --- | 0 | --- | 0 | 0 | --- | --- | --- | --- | 30.503 | 0 | 0 | --- | --- | 67.6 | 11 | 11.1 | 61.7 | 0 | 1 | 0 | 10 |
| 2/1/2019 | 9:10 AM | --- | --- | --- | --- | --- | 0 | --- | 0 | 0 | --- | --- | --- | --- | 30.497 | 0 | 0 | --- | --- | 67.7 | 11 | 11.2 | 61.8 | 0 | 1 | 0 | 10 |
| 2/1/2019 | 9:20 AM | 6.8 | 6.8 | 6.6 | 76 | 0.8 | 13 | SW | 2.17 | 21 | SW | -9.4 | 6.6 | -9.6 | 30.498 | 0 | 0 | 0.404 | 0 | 68.1 | 11 | 11.5 | 62.2 | 142 | 1 | 62.3 | 10 |
| 2/1/2019 | 9:30 AM | 7 | 7 | 6.8 | 76 | 1 | 14 | SSW | 2.33 | 21 | SSW | -9.8 | 6.8 | -10 | 30.496 | 0 | 0 | 0.403 | 0 | 67.9 | 11 | 11.4 | 62 | 130 | 1 | 57 | 10 |
| 2/1/2019 | 9:40 AM | 7.4 | 7.4 | 7 | 76 | 1.4 | 13 | SW | 2.17 | 22 | SSW | -8.7 | 7.2 | -8.9 | 30.494 | 0 | 0 | 0.4 | 0 | 67.9 | 11 | 11.4 | 62 | 160 | 1 | 70.2 | 10 |
| 2/1/2019 | 9:50 AM | 7.8 | 7.8 | 7.4 | 76 | 1.8 | 14 | SW | 2.33 | 21 | SW | -8.8 | 7.6 | -9 | 30.5 | 0 | 0 | 0.397 | 0 | 68.4 | 11 | 11.8 | 62.6 | 107 | 1 | 46.9 | 10 |
| 2/1/2019 | 10:00 AM | 8.1 | 8.1 | 7.8 | 76 | 2.1 | 12 | SW | 2 | 20 | SW | -7.2 | 7.9 | -7.4 | 30.497 | 0 | 0 | 0.395 | 0 | 68.2 | 11 | 11.6 | 62.4 | 162 | 1 | 71.1 | 10 |
| 2/1/2019 | 10:10 AM | 8.7 | 8.7 | 8.1 | 76 | 2.7 | 12 | SW | 2 | 19 | SW | -6.4 | 8.5 | -6.6 | 30.497 | 0 | 0 | 0.391 | 0 | 68.1 | 11 | 11.5 | 62.2 | 139 | 1 | 61 | 10 |
| 2/1/2019 | 10:20 AM | 9.2 | 9.2 | 8.7 | 76 | 3.2 | 13 | SSW | 2.17 | 18 | SSW | -6.4 | 9 | -6.6 | 30.499 | 0 | 0 | 0.387 | 0 | 68.2 | 11 | 11.6 | 62.4 | 167 | 1 | 73.2 | 10 |
| 2/1/2019 | 10:30 AM | 9.4 | 9.4 | 9.2 | 75 | 3.1 | 15 | SW | 2.5 | 20 | SW | -7.3 | 9.2 | -7.5 | 30.5 | 0 | 0 | 0.386 | 0 | 68.4 | 11 | 11.8 | 62.6 | 154 | 1 | 67.5 | 10 |
| 2/1/2019 | 10:40 AM | 9.7 | 9.7 | 9.4 | 74 | 3.1 | 13 | SW | 2.17 | 19 | SW | -5.8 | 9.5 | -6 | 30.504 | 0 | 0 | 0.384 | 0 | 68.4 | 11 | 11.8 | 62.6 | 153 | 1 | 67.1 | 10 |
| 2/1/2019 | 10:50 AM | 10.1 | 10.1 | 9.7 | 73 | 3.2 | 13 | SW | 2.17 | 18 | SW | -5.3 | 9.9 | -5.5 | 30.503 | 0 | 0 | 0.381 | 0 | 68.2 | 11 | 11.6 | 62.4 | 143 | 1 | 62.7 | 10 |
| 2/1/2019 | 11:00 AM | 10.1 | 10.1 | 10 | 73 | 3.2 | 13 | SW | 2.17 | 18 | SW | -5.3 | 9.9 | -5.5 | 30.5 | 0 | 0 | 0.381 | 0 | 68.6 | 11 | 11.9 | 62.9 | 155 | 1 | 68 | 10 |
| 2/1/2019 | 11:10 AM | 10.3 | 10.3 | 10 | 73 | 3.4 | 13 | SW | 2.17 | 18 | SW | -5 | 10.1 | -5.2 | 30.499 | 0 | 0 | 0.38 | 0 | 68.6 | 11 | 11.9 | 62.9 | 141 | 1 | 61.8 | 10 |

**On-Site Meteorological Data**

| Date | Time | Temp Out | Hi Temp | Low Temp | Out Hum | Dew Pt. | Wind Speed | Wind Dir | Wind Run | Hi Speed | Hi Dir | Wind Chill | Heat Index | THW Index | Bar | Rain | Rain Rate | Heat D-D | Cool D-D | In Temp | In Hum | In Dew | In Heat | Wind Samp | Wind Tx | ISS Recept | Arc. Int. |
|---|---|---|---|---|---|---|---|---|---|---|---|---|---|---|---|---|---|---|---|---|---|---|---|---|---|---|---|
| 2/1/2019 | 11:20 AM | 10.6 | 10.6 | 10.3 | 72 | 3.3 | 13 | SW | 2.17 | 16 | SW | -4.6 | 10.4 | -4.8 | 30.502 | 0 | 0 | 0.378 | 0 | 68.2 | 11 | 11.6 | 62.4 | 159 | 1 | 69.7 | 10 |
| 2/1/2019 | 11:30 AM | 11.2 | 11.2 | 10.6 | 72 | 3.9 | 12 | SW | 2 | 18 | SSW | -3.3 | 11 | -3.5 | 30.498 | 0 | 0 | 0.374 | 0 | 68.2 | 11 | 11.6 | 62.4 | 153 | 1 | 67.1 | 10 |
| 2/1/2019 | 11:40 AM | 11.7 | 11.7 | 11.2 | 71 | 4.1 | 10 | SW | 1.67 | 15 | SSW | -1.3 | 11.5 | -1.5 | 30.492 | 0 | 0 | 0.37 | 0 | 68.4 | 11 | 11.8 | 62.6 | 140 | 1 | 61.4 | 10 |
| 2/1/2019 | 11:50 AM | 12.1 | 12.1 | 11.7 | 71 | 4.5 | 9 | WSW | 1.5 | 12 | SW | -0.1 | 11.9 | -0.3 | 30.486 | 0 | 0 | 0.367 | 0 | 68.6 | 11 | 11.9 | 62.9 | 156 | 1 | 68.4 | 10 |
| 2/1/2019 | 12:00 PM | 12.5 | 12.5 | 12.1 | 71 | 4.9 | 9 | SW | 1.5 | 12 | SW | 0.3 | 12.3 | 0.1 | 30.482 | 0 | 0 | 0.365 | 0 | 68.2 | 11 | 11.6 | 62.4 | 148 | 1 | 64.9 | 10 |
| 2/1/2019 | 12:10 PM | 12.9 | 12.9 | 12.5 | 70 | 5 | 9 | SW | 1.5 | 12 | SW | 0.8 | 12.6 | 0.5 | 30.48 | 0 | 0 | 0.362 | 0 | 68.2 | 11 | 11.6 | 62.4 | 142 | 1 | 62.3 | 10 |
| 2/1/2019 | 12:20 PM | 12.9 | 12.9 | 12.8 | 69 | 4.6 | 8 | SW | 1.33 | 10 | SW | 1.6 | 12.6 | 1.3 | 30.479 | 0 | 0 | 0.362 | 0 | 68.8 | 11 | 12.1 | 63.1 | 43 | 1 | 18.9 | 10 |
| 2/1/2019 | 12:30 PM | --- | --- | --- | --- | --- | 0 | --- | 0 | 0 | --- | --- | --- | --- | 30.479 | 0 | 0 | --- | --- | 68.6 | 11 | 11.9 | 62.9 | 0 | 1 | 0 | 10 |
| 2/1/2019 | 12:40 PM | --- | --- | --- | --- | --- | 0 | --- | 0 | 0 | --- | --- | --- | --- | 30.476 | 0 | 0 | --- | --- | 68.4 | 11 | 11.8 | 62.6 | 0 | 1 | 0 | 10 |
| 2/1/2019 | 12:50 PM | --- | --- | --- | --- | --- | 0 | --- | 0 | 0 | --- | --- | --- | --- | 30.475 | 0 | 0 | --- | --- | 68.4 | 11 | 11.8 | 62.6 | 0 | 1 | 0 | 10 |
| 2/1/2019 | 1:00 PM | --- | --- | --- | --- | --- | 0 | --- | 0 | 0 | --- | --- | --- | --- | 30.466 | 0 | 0 | --- | --- | 68.8 | 11 | 12.1 | 63.1 | 0 | 1 | 0 | 10 |
| 2/1/2019 | 1:10 PM | --- | --- | --- | --- | --- | 0 | --- | 0 | 0 | --- | --- | --- | --- | 30.465 | 0 | 0 | --- | --- | 68.8 | 12 | 14.1 | 63.2 | 0 | 1 | 0 | 10 |
| 2/1/2019 | 1:20 PM | --- | --- | --- | --- | --- | 0 | --- | 0 | 0 | --- | --- | --- | --- | 30.461 | 0 | 0 | --- | --- | 68.8 | 12 | 14.1 | 63.2 | 0 | 1 | 0 | 10 |
| 2/1/2019 | 1:30 PM | --- | --- | --- | --- | --- | 0 | --- | 0 | 0 | --- | --- | --- | --- | 30.463 | 0 | 0 | --- | --- | 68.8 | 12 | 14.1 | 63.2 | 0 | 1 | 0 | 10 |
| 2/1/2019 | 1:40 PM | --- | --- | --- | --- | --- | 0 | --- | 0 | 0 | --- | --- | --- | --- | 30.459 | 0 | 0 | --- | --- | 69.1 | 12 | 14.3 | 63.6 | 0 | 1 | 0 | 10 |
| 2/1/2019 | 1:50 PM | --- | --- | --- | --- | --- | 0 | --- | 0 | 0 | --- | --- | --- | --- | 30.452 | 0 | 0 | --- | --- | 69.1 | 11 | 12.3 | 63.5 | 0 | 1 | 0 | 10 |
| 2/1/2019 | 2:00 PM | --- | --- | --- | --- | --- | 0 | --- | 0 | 0 | --- | --- | --- | --- | 30.45 | 0 | 0 | --- | --- | 68.2 | 12 | 13.6 | 62.5 | 0 | 1 | 0 | 10 |
| 2/1/2019 | 2:10 PM | --- | --- | --- | --- | --- | 0 | --- | 0 | 0 | --- | --- | --- | --- | 30.449 | 0 | 0 | --- | --- | 68.2 | 12 | 13.6 | 62.5 | 0 | 1 | 0 | 10 |
| 2/1/2019 | 2:20 PM | --- | --- | --- | --- | --- | 0 | --- | 0 | 0 | --- | --- | --- | --- | 30.449 | 0 | 0 | --- | --- | 68.4 | 12 | 13.7 | 62.7 | 0 | 1 | 0 | 10 |
| 2/1/2019 | 2:30 PM | --- | --- | --- | --- | --- | 0 | --- | 0 | 0 | --- | --- | --- | --- | 30.447 | 0 | 0 | --- | --- | 68.6 | 12 | 13.9 | 63 | 0 | 1 | 0 | 10 |
| 2/1/2019 | 2:40 PM | --- | --- | --- | --- | --- | 0 | --- | 0 | 0 | --- | --- | --- | --- | 30.447 | 0 | 0 | --- | --- | 68.2 | 12 | 13.6 | 62.5 | 0 | 1 | 0 | 10 |
| 2/1/2019 | 2:50 PM | --- | --- | --- | --- | --- | 0 | --- | 0 | 0 | --- | --- | --- | --- | 30.45 | 0 | 0 | --- | --- | 67.4 | 12 | 13 | 61.7 | 0 | 1 | 0 | 10 |
| 2/1/2019 | 3:00 PM | --- | --- | --- | --- | --- | 0 | --- | 0 | 0 | --- | --- | --- | --- | 30.45 | 0 | 0 | --- | --- | 67.6 | 12 | 13.1 | 61.8 | 0 | 1 | 0 | 10 |
| 2/1/2019 | 3:10 PM | --- | --- | --- | --- | --- | 0 | --- | 0 | 0 | --- | --- | --- | --- | 30.451 | 0 | 0 | --- | --- | 67.7 | 12 | 13.2 | 61.9 | 0 | 1 | 0 | 10 |
| 2/1/2019 | 3:20 PM | --- | --- | --- | --- | --- | 0 | --- | 0 | 0 | --- | --- | --- | --- | 30.449 | 0 | 0 | --- | --- | 67.9 | 12 | 13.3 | 62.1 | 0 | 1 | 0 | 10 |
| 2/1/2019 | 3:30 PM | --- | --- | --- | --- | --- | 0 | --- | 0 | 0 | --- | --- | --- | --- | 30.447 | 0 | 0 | --- | --- | 67.6 | 12 | 13.1 | 61.8 | 0 | 1 | 0 | 10 |
| 2/1/2019 | 3:40 PM | --- | --- | --- | --- | --- | 0 | --- | 0 | 0 | --- | --- | --- | --- | 30.445 | 0 | 0 | --- | --- | 67.1 | 12 | 12.7 | 61.4 | 0 | 1 | 0 | 10 |
| 2/1/2019 | 3:50 PM | --- | --- | --- | --- | --- | 0 | --- | 0 | 0 | --- | --- | --- | --- | 30.446 | 0 | 0 | --- | --- | 67.2 | 12 | 12.8 | 61.5 | 0 | 1 | 0 | 10 |
| 2/1/2019 | 4:00 PM | --- | --- | --- | --- | --- | 0 | --- | 0 | 0 | --- | --- | --- | --- | 30.449 | 0 | 0 | --- | --- | 67.4 | 12 | 13 | 61.7 | 0 | 1 | 0 | 10 |
| 2/1/2019 | 4:10 PM | --- | --- | --- | --- | --- | 0 | --- | 0 | 0 | --- | --- | --- | --- | 30.447 | 0 | 0 | --- | --- | 67.6 | 12 | 13.1 | 61.8 | 0 | 1 | 0 | 10 |
| 2/1/2019 | 4:20 PM | --- | --- | --- | --- | --- | 0 | --- | 0 | 0 | --- | --- | --- | --- | 30.443 | 0 | 0 | --- | --- | 66.9 | 12 | 12.6 | 61.2 | 0 | 1 | 0 | 10 |
| 2/1/2019 | 4:30 PM | --- | --- | --- | --- | --- | 0 | --- | 0 | 0 | --- | --- | --- | --- | 30.447 | 0 | 0 | --- | --- | 66.9 | 12 | 12.6 | 61.2 | 0 | 1 | 0 | 10 |
| 2/1/2019 | 4:40 PM | --- | --- | --- | --- | --- | 0 | --- | 0 | 0 | --- | --- | --- | --- | 30.449 | 0 | 0 | --- | --- | 67.2 | 12 | 12.8 | 61.5 | 0 | 1 | 0 | 10 |
| 2/1/2019 | 4:50 PM | --- | --- | --- | --- | --- | 0 | --- | 0 | 0 | --- | --- | --- | --- | 30.451 | 0 | 0 | --- | --- | 67.2 | 12 | 12.8 | 61.5 | 0 | 1 | 0 | 10 |
| 2/1/2019 | 5:00 PM | --- | --- | --- | --- | --- | 0 | --- | 0 | 0 | --- | --- | --- | --- | 30.454 | 0 | 0 | --- | --- | 67.1 | 12 | 12.7 | 61.4 | 0 | 1 | 0 | 10 |
| 2/1/2019 | 5:10 PM | --- | --- | --- | --- | --- | 0 | --- | 0 | 0 | --- | --- | --- | --- | 30.453 | 0 | 0 | --- | --- | 66.9 | 12 | 12.6 | 61.2 | 0 | 1 | 0 | 10 |
| 2/1/2019 | 5:20 PM | --- | --- | --- | --- | --- | 0 | --- | 0 | 0 | --- | --- | --- | --- | 30.458 | 0 | 0 | --- | --- | 67.1 | 12 | 12.7 | 61.4 | 0 | 1 | 0 | 10 |
| 2/1/2019 | 5:30 PM | --- | --- | --- | --- | --- | 0 | --- | 0 | 0 | --- | --- | --- | --- | 30.465 | 0 | 0 | --- | --- | 67.2 | 12 | 12.8 | 61.5 | 0 | 1 | 0 | 10 |
| 2/1/2019 | 5:40 PM | --- | --- | --- | --- | --- | 0 | --- | 0 | 0 | --- | --- | --- | --- | 30.47 | 0 | 0 | --- | --- | 66.6 | 12 | 12.3 | 60.9 | 0 | 1 | 0 | 10 |
| 2/1/2019 | 5:50 PM | --- | --- | --- | --- | --- | 0 | --- | 0 | 0 | --- | --- | --- | --- | 30.472 | 0 | 0 | --- | --- | 66.2 | 12 | 12 | 60.5 | 0 | 1 | 0 | 10 |
| 2/1/2019 | 6:00 PM | --- | --- | --- | --- | --- | 0 | --- | 0 | 0 | --- | --- | --- | --- | 30.47 | 0 | 0 | --- | --- | 66.2 | 12 | 12 | 60.5 | 0 | 1 | 0 | 10 |
| 2/1/2019 | 6:10 PM | --- | --- | --- | --- | --- | 0 | --- | 0 | 0 | --- | --- | --- | --- | 30.471 | 0 | 0 | --- | --- | 66.6 | 12 | 12.3 | 60.9 | 0 | 1 | 0 | 10 |
| 2/1/2019 | 6:20 PM | --- | --- | --- | --- | --- | 0 | --- | 0 | 0 | --- | --- | --- | --- | 30.466 | 0 | 0 | --- | --- | 66.9 | 12 | 12.6 | 61.2 | 0 | 1 | 0 | 10 |
| 2/1/2019 | 6:30 PM | --- | --- | --- | --- | --- | 0 | --- | 0 | 0 | --- | --- | --- | --- | 30.464 | 0 | 0 | --- | --- | 66.9 | 12 | 12.6 | 61.2 | 0 | 1 | 0 | 10 |
| 2/1/2019 | 6:40 PM | --- | --- | --- | --- | --- | 0 | --- | 0 | 0 | --- | --- | --- | --- | 30.464 | 0 | 0 | --- | --- | 67.2 | 12 | 12.8 | 61.5 | 0 | 1 | 0 | 10 |
| 2/1/2019 | 6:50 PM | --- | --- | --- | --- | --- | 0 | --- | 0 | 0 | --- | --- | --- | --- | 30.468 | 0 | 0 | --- | --- | 67.2 | 12 | 12.8 | 61.5 | 0 | 1 | 0 | 10 |
| 2/1/2019 | 7:00 PM | --- | --- | --- | --- | --- | 0 | --- | 0 | 0 | --- | --- | --- | --- | 30.467 | 0 | 0 | --- | --- | 66.9 | 12 | 12.6 | 61.2 | 0 | 1 | 0 | 10 |
| 2/1/2019 | 7:10 PM | --- | --- | --- | --- | --- | 0 | --- | 0 | 0 | --- | --- | --- | --- | 30.475 | 0 | 0 | --- | --- | 66.9 | 12 | 12.6 | 61.2 | 0 | 1 | 0 | 10 |
| 2/1/2019 | 7:20 PM | --- | --- | --- | --- | --- | 0 | --- | 0 | 0 | --- | --- | --- | --- | 30.475 | 0 | 0 | --- | --- | 67.1 | 12 | 12.7 | 61.4 | 0 | 1 | 0 | 10 |
| 2/1/2019 | 7:30 PM | --- | --- | --- | --- | --- | 0 | --- | 0 | 0 | --- | --- | --- | --- | 30.471 | 0 | 0 | --- | --- | 67.4 | 12 | 13 | 61.7 | 0 | 1 | 0 | 10 |
| 2/1/2019 | 7:40 PM | --- | --- | --- | --- | --- | 0 | --- | 0 | 0 | --- | --- | --- | --- | 30.471 | 0 | 0 | --- | --- | 67.2 | 12 | 12.8 | 61.5 | 0 | 1 | 0 | 10 |
| 2/1/2019 | 7:50 PM | --- | --- | --- | --- | --- | 0 | --- | 0 | 0 | --- | --- | --- | --- | 30.473 | 0 | 0 | --- | --- | 67.4 | 12 | 13 | 61.7 | 0 | 1 | 0 | 10 |
| 2/1/2019 | 8:00 PM | --- | --- | --- | --- | --- | 0 | --- | 0 | 0 | --- | --- | --- | --- | 30.471 | 0 | 0 | --- | --- | 67.4 | 12 | 13 | 61.7 | 0 | 1 | 0 | 10 |
| 2/1/2019 | 8:10 PM | --- | --- | --- | --- | --- | 0 | --- | 0 | 0 | --- | --- | --- | --- | 30.473 | 0 | 0 | --- | --- | 66.9 | 12 | 12.6 | 61.2 | 0 | 1 | 0 | 10 |
| 2/1/2019 | 8:20 PM | 11.7 | 11.8 | 11.7 | 56 | -1 | 7 | WSW | 1.17 | 8 | WSW | 1 | 11.3 | 0.6 | 30.468 | 0 | 0 | 0.37 | 0 | 66.9 | 12 | 12.6 | 61.2 | 32 | 1 | 14 | 10 |
| 2/1/2019 | 8:30 PM | 11.5 | 11.7 | 11.5 | 57 | -0.8 | 6 | WSW | 1 | 7 | WSW | 1.8 | 11.2 | 1.5 | 30.475 | 0 | 0 | 0.372 | 0 | 66.7 | 12 | 12.4 | 61 | 148 | 1 | 64.9 | 10 |
| 2/1/2019 | 8:40 PM | 11.2 | 11.5 | 11.1 | 58 | -0.7 | 6 | WSW | 1 | 7 | WSW | 1.5 | 10.9 | 1.2 | 30.474 | 0 | 0 | 0.374 | 0 | 66.9 | 12 | 12.6 | 61.2 | 157 | 1 | 68.9 | 10 |
| 2/1/2019 | 8:50 PM | 10.9 | 11.1 | 10.9 | 59 | -0.6 | 6 | WSW | 1 | 7 | WSW | 1.1 | 10.6 | 0.8 | 30.474 | 0 | 0 | 0.376 | 0 | 67.1 | 12 | 12.7 | 61.4 | 146 | 1 | 64 | 10 |
| 2/1/2019 | 9:00 PM | 10.8 | 11 | 10.8 | 59 | -0.7 | 7 | WSW | 1.17 | 7 | WSW | 0 | 10.5 | -0.3 | 30.469 | 0 | 0 | 0.376 | 0 | 67.2 | 12 | 12.8 | 61.5 | 155 | 1 | 68 | 10 |
| 2/1/2019 | 9:10 PM | 10.7 | 10.8 | 10.7 | 60 | -0.5 | 6 | SW | 1 | 7 | SW | 0.9 | 10.4 | 0.6 | 30.473 | 0 | 0 | 0.377 | 0 | 67.2 | 12 | 12.8 | 61.5 | 63 | 1 | 27.6 | 10 |
| 2/1/2019 | 9:20 PM | 10.6 | 10.7 | 10.6 | 61 | -0.2 | 7 | SW | 1.17 | 9 | WSW | -0.2 | 10.3 | -0.5 | 30.478 | 0 | 0 | 0.378 | 0 | 66.9 | 12 | 12.6 | 61.2 | 149 | 1 | 65.4 | 10 |
| 2/1/2019 | 9:30 PM | 10.6 | 10.6 | 10.6 | 62 | 0.1 | 7 | WSW | 1.17 | 9 | WSW | -0.2 | 10.3 | -0.5 | 30.481 | 0 | 0 | 0.378 | 0 | 66.9 | 12 | 12.6 | 61.2 | 151 | 1 | 66.2 | 10 |

**On-Site Meteorological Data**

| Date | Time | Temp Out | Hi Temp | Low Temp | Out Hum | Dew Pt. | Wind Speed | Wind Dir | Wind Run | Hi Speed | Hi Dir | Wind Chill | Heat Index | THW Index | Bar | Rain | Rain Rate | Heat D-D | Cool D-D | In Temp | In Hum | In Dew | In Heat | Wind Samp | Wind Tx | ISS Recept | Arc. Int. |
|---|---|---|---|---|---|---|---|---|---|---|---|---|---|---|---|---|---|---|---|---|---|---|---|---|---|---|---|
| 2/1/2019 | 9:40 PM | 10.6 | 10.6 | 10.5 | 63 | 0.5 | 6 | WSW | 1 | 8 | WSW | 0.7 | 10.3 | 0.4 | 30.477 | 0 | 0 | 0.378 | 0 | 66.9 | 12 | 12.6 | 61.2 | 158 | 1 | 69.3 | 10 |
| 2/1/2019 | 9:50 PM | 10.4 | 10.5 | 10.4 | 63 | 0.3 | 6 | SW | 1 | 8 | WSW | 0.5 | 10.1 | 0.2 | 30.478 | 0 | 0 | 0.379 | 0 | 67.1 | 12 | 12.7 | 61.4 | 157 | 1 | 68.9 | 10 |
| 2/1/2019 | 10:00 PM | 10.2 | 10.4 | 10.2 | 64 | 0.4 | 5 | SW | 0.83 | 6 | SW | 1.5 | 9.9 | 1.2 | 30.469 | 0 | 0 | 0.381 | 0 | 67.1 | 12 | 12.7 | 61.4 | 151 | 1 | 66.2 | 10 |
| 2/1/2019 | 10:10 PM | 10.2 | 10.2 | 10.1 | 64 | 0.4 | 5 | SW | 0.83 | 6 | SW | 1.5 | 9.9 | 1.2 | 30.467 | 0 | 0 | 0.381 | 0 | 67.1 | 12 | 12.7 | 61.4 | 149 | 1 | 65.4 | 10 |
| 2/1/2019 | 10:20 PM | 10.2 | 10.2 | 10.1 | 65 | 0.8 | 5 | SW | 0.83 | 7 | SW | 1.5 | 9.9 | 1.2 | 30.468 | 0 | 0 | 0.381 | 0 | 67.2 | 12 | 12.8 | 61.5 | 145 | 1 | 63.6 | 10 |
| 2/1/2019 | 10:30 PM | 10.2 | 10.2 | 10.1 | 65 | 0.8 | 5 | SSW | 0.83 | 7 | SW | 1.5 | 9.9 | 1.2 | 30.463 | 0 | 0 | 0.381 | 0 | 66.9 | 12 | 12.6 | 61.2 | 150 | 1 | 65.8 | 10 |
| 2/1/2019 | 10:40 PM | 10.1 | 10.2 | 10.1 | 65 | 0.7 | 5 | S | 0.83 | 7 | S | 1.4 | 9.8 | 1.1 | 30.461 | 0 | 0 | 0.381 | 0 | 66.6 | 12 | 12.3 | 60.9 | 157 | 1 | 68.9 | 10 |
| 2/1/2019 | 10:50 PM | 9.7 | 10.1 | 9.7 | 65 | 0.3 | 4 | S | 0.67 | 6 | SSE | 2.3 | 9.4 | 2 | 30.465 | 0 | 0 | 0.384 | 0 | 66.7 | 12 | 12.4 | 61 | 152 | 1 | 66.7 | 10 |
| 2/1/2019 | 11:00 PM | 9.2 | 9.7 | 9.2 | 65 | -0.2 | 3 | SSE | 0.5 | 5 | SSE | 3.5 | 9 | 3.3 | 30.46 | 0 | 0 | 0.387 | 0 | 66.7 | 12 | 12.4 | 61 | 151 | 1 | 66.2 | 10 |
| 2/1/2019 | 11:10 PM | 8.7 | 9.2 | 8.7 | 65 | -0.7 | 6 | SSE | 1 | 8 | SSE | -1.4 | 8.5 | -1.6 | 30.458 | 0 | 0 | 0.391 | 0 | 66.9 | 12 | 12.6 | 61.2 | 148 | 1 | 64.9 | 10 |
| 2/1/2019 | 11:20 PM | 8.2 | 8.7 | 8.2 | 65 | -1.2 | 6 | SSE | 1 | 8 | SSE | -2 | 8 | -2.2 | 30.458 | 0 | 0 | 0.394 | 0 | 66.7 | 12 | 12.4 | 61 | 149 | 1 | 65.4 | 10 |
| 2/1/2019 | 11:30 PM | 7.6 | 8.2 | 7.6 | 65 | -1.7 | 6 | SSE | 1 | 8 | SSE | -2.7 | 7.4 | -2.9 | 30.457 | 0 | 0 | 0.399 | 0 | 66.7 | 12 | 12.4 | 61 | 161 | 1 | 70.6 | 10 |
| 2/1/2019 | 11:40 PM | 7.2 | 7.6 | 7.2 | 66 | -1.8 | 6 | SSE | 1 | 8 | SSE | -3.2 | 7 | -3.4 | 30.452 | 0 | 0 | 0.401 | 0 | 66.6 | 12 | 12.3 | 60.9 | 153 | 1 | 67.1 | 10 |
| 2/1/2019 | 11:50 PM | 6.9 | 7.2 | 6.9 | 67 | -1.8 | 7 | SSE | 1.17 | 8 | SSE | -4.7 | 6.7 | -4.9 | 30.454 | 0 | 0 | 0.403 | 0 | 66.6 | 12 | 12.3 | 60.9 | 159 | 1 | 69.7 | 10 |
| 2/2/2019 | 12:00 AM | 6.7 | 6.9 | 6.7 | 67 | -1.9 | 7 | SSE | 1.17 | 9 | SSE | -4.9 | 6.5 | -5.1 | 30.455 | 0 | 0 | 0.405 | 0 | 66.4 | 12 | 12.2 | 60.7 | 159 | 1 | 69.7 | 10 |
| 2/2/2019 | 12:10 AM | 6.7 | 6.8 | 6.7 | 68 | -1.6 | 8 | SSE | 1.33 | 9 | SSE | -5.9 | 6.5 | -6.1 | 30.451 | 0 | 0 | 0.405 | 0 | 66.6 | 12 | 12.3 | 60.9 | 140 | 1 | 61.4 | 10 |
| 2/2/2019 | 12:20 AM | 6.9 | 6.9 | 6.7 | 69 | -1.1 | 8 | SSE | 1.33 | 9 | SSE | -5.6 | 6.7 | -5.8 | 30.447 | 0 | 0 | 0.403 | 0 | 66.4 | 12 | 12.2 | 60.7 | 152 | 1 | 66.7 | 10 |
| 2/2/2019 | 12:30 AM | 7.3 | 7.3 | 6.9 | 70 | -0.4 | 6 | SSE | 1 | 8 | SSE | -3.1 | 7.1 | -3.3 | 30.441 | 0 | 0 | 0.401 | 0 | 66.4 | 12 | 12.2 | 60.7 | 156 | 1 | 68.4 | 10 |
| 2/2/2019 | 12:40 AM | 7.7 | 7.7 | 7.3 | 71 | 0.2 | 5 | SSE | 0.83 | 8 | S | -1.4 | 7.5 | -1.6 | 30.436 | 0 | 0 | 0.398 | 0 | 66.4 | 12 | 12.2 | 60.7 | 139 | 1 | 61 | 10 |
| 2/2/2019 | 12:50 AM | 8 | 8 | 7.7 | 71 | 0.5 | 5 | SSE | 0.83 | 7 | SSE | -1 | 7.8 | -1.2 | 30.425 | 0 | 0 | 0.396 | 0 | 66.4 | 12 | 12.2 | 60.7 | 145 | 1 | 63.6 | 10 |
| 2/2/2019 | 1:00 AM | 7.9 | 8 | 7.9 | 71 | 0.4 | 5 | SSE | 0.83 | 7 | SSE | -1.1 | 7.7 | -1.3 | 30.427 | 0 | 0 | 0.397 | 0 | 66.4 | 12 | 12.2 | 60.7 | 159 | 1 | 69.7 | 10 |
| 2/2/2019 | 1:10 AM | 7.9 | 7.9 | 7.9 | 71 | 0.4 | 3 | S | 0.5 | 6 | SSE | 2.1 | 7.7 | 1.9 | 30.422 | 0 | 0 | 0.397 | 0 | 66.4 | 12 | 12.2 | 60.7 | 147 | 1 | 64.5 | 10 |
| 2/2/2019 | 1:20 AM | 7.9 | 7.9 | 7.9 | 71 | 0.4 | 2 | S | 0.33 | 4 | S | 4.5 | 7.7 | 4.3 | 30.414 | 0 | 0 | 0.397 | 0 | 66.4 | 12 | 12.2 | 60.7 | 147 | 1 | 64.5 | 10 |
| 2/2/2019 | 1:30 AM | 7.8 | 7.9 | 7.8 | 70 | 0 | 2 | S | 0.33 | 4 | S | 4.4 | 7.6 | 4.2 | 30.415 | 0 | 0 | 0.397 | 0 | 66.4 | 12 | 12.2 | 60.7 | 149 | 1 | 65.4 | 10 |
| 2/2/2019 | 1:40 AM | 7.5 | 7.8 | 7.5 | 70 | -0.2 | 5 | SSE | 0.83 | 6 | SSE | -1.6 | 7.3 | -1.8 | 30.415 | 0 | 0 | 0.399 | 0 | 66.4 | 12 | 12.2 | 60.7 | 141 | 1 | 61.8 | 10 |
| 2/2/2019 | 1:50 AM | 7.3 | 7.5 | 7.3 | 69 | -0.7 | 5 | SSE | 0.83 | 6 | SSE | -1.8 | 7.1 | -2 | 30.411 | 0 | 0 | 0.401 | 0 | 66.4 | 12 | 12.2 | 60.7 | 155 | 1 | 68 | 10 |
| 2/2/2019 | 2:00 AM | 7 | 7.2 | 7 | 70 | -0.7 | 4 | SSE | 0.67 | 5 | SSE | -0.7 | 6.8 | -0.9 | 30.414 | 0 | 0 | 0.403 | 0 | 66.6 | 12 | 12.3 | 60.9 | 148 | 1 | 64.9 | 10 |
| 2/2/2019 | 2:10 AM | 6.7 | 7 | 6.7 | 70 | -1 | 3 | SSE | 0.5 | 6 | S | 0.7 | 6.5 | 0.5 | 30.42 | 0 | 0 | 0.405 | 0 | 66.6 | 12 | 12.3 | 60.9 | 141 | 1 | 61.8 | 10 |
| 2/2/2019 | 2:20 AM | 7.7 | 7.7 | 6.7 | 71 | 0.2 | 6 | S | 1 | 10 | S | -2.6 | 7.5 | -2.8 | 30.415 | 0 | 0 | 0.398 | 0 | 66.7 | 12 | 12.4 | 61 | 141 | 1 | 61.8 | 10 |
| 2/2/2019 | 2:30 AM | 8.1 | 8.1 | 7.7 | 72 | 0.9 | 4 | S | 0.67 | 8 | S | 0.5 | 7.9 | 0.3 | 30.416 | 0 | 0 | 0.395 | 0 | 66.6 | 12 | 12.3 | 60.9 | 141 | 1 | 61.8 | 10 |
| 2/2/2019 | 2:40 AM | 9 | 9 | 8.1 | 73 | 2.1 | 7 | SSW | 1.17 | 10 | S | -2.1 | 8.8 | -2.3 | 30.417 | 0 | 0 | 0.389 | 0 | 66.6 | 12 | 12.3 | 60.9 | 152 | 1 | 66.7 | 10 |
| 2/2/2019 | 2:50 AM | 9.8 | 9.8 | 9 | 73 | 2.9 | 6 | SSW | 1 | 9 | SSW | -0.1 | 9.6 | -0.3 | 30.408 | 0 | 0 | 0.383 | 0 | 66.7 | 12 | 12.4 | 61 | 149 | 1 | 65.4 | 10 |
| 2/2/2019 | 3:00 AM | 10.1 | 10.2 | 9.8 | 72 | 2.9 | 7 | SSW | 1.17 | 10 | S | -0.8 | 9.9 | -1 | 30.405 | 0 | 0 | 0.381 | 0 | 66.9 | 12 | 12.6 | 61.2 | 152 | 1 | 66.7 | 10 |
| 2/2/2019 | 3:10 AM | 10.5 | 10.5 | 10.2 | 71 | 2.9 | 6 | SSW | 1 | 8 | SSW | 0.6 | 10.3 | 0.4 | 30.402 | 0 | 0 | 0.378 | 0 | 66.9 | 12 | 12.6 | 61.2 | 159 | 1 | 69.7 | 10 |
| 2/2/2019 | 3:20 AM | 10.7 | 10.7 | 10.4 | 71 | 3.1 | 6 | SSW | 1 | 8 | SSW | 0.9 | 10.5 | 0.7 | 30.405 | 0 | 0 | 0.377 | 0 | 66.9 | 12 | 12.6 | 61.2 | 142 | 1 | 62.3 | 10 |
| 2/2/2019 | 3:30 AM | 11.1 | 11.1 | 10.7 | 70 | 3.2 | 7 | SSW | 1.17 | 9 | SSW | 0.3 | 10.9 | 0.1 | 30.399 | 0 | 0 | 0.374 | 0 | 66.9 | 12 | 12.6 | 61.2 | 151 | 1 | 66.2 | 10 |
| 2/2/2019 | 3:40 AM | 11.2 | 11.2 | 11.1 | 69 | 3 | 7 | SSW | 1.17 | 9 | SSW | 0.4 | 11 | 0.2 | 30.394 | 0 | 0 | 0.374 | 0 | 66.9 | 12 | 12.6 | 61.2 | 144 | 1 | 63.2 | 10 |
| 2/2/2019 | 3:50 AM | 11.3 | 11.3 | 11.2 | 69 | 3.1 | 7 | SSW | 1.17 | 11 | SSW | 0.6 | 11.1 | 0.4 | 30.39 | 0 | 0 | 0.373 | 0 | 66.6 | 12 | 12.3 | 60.9 | 148 | 1 | 64.9 | 10 |
| 2/2/2019 | 4:00 AM | 11.3 | 11.3 | 11.3 | 68 | 2.8 | 6 | SSW | 1 | 9 | S | 1.6 | 11.1 | 1.4 | 30.388 | 0 | 0 | 0.373 | 0 | 66.4 | 12 | 12.2 | 60.7 | 154 | 1 | 67.5 | 10 |
| 2/2/2019 | 4:10 AM | 11.7 | 11.7 | 11.3 | 68 | 3.2 | 7 | SSW | 1.17 | 9 | SSW | 1 | 11.5 | 0.8 | 30.38 | 0 | 0 | 0.37 | 0 | 66.9 | 12 | 12.6 | 61.2 | 92 | 1 | 40.4 | 10 |
| 2/2/2019 | 4:20 AM | 11.8 | 11.8 | 11.7 | 68 | 3.3 | 5 | SSW | 0.83 | 7 | SSW | 3.3 | 11.6 | 3.1 | 30.374 | 0 | 0 | 0.369 | 0 | 66.7 | 12 | 12.4 | 61 | 149 | 1 | 65.4 | 10 |
| 2/2/2019 | 4:30 AM | 11.7 | 11.8 | 11.7 | 68 | 3.2 | 2 | SSW | 0.33 | 5 | SSW | 8.7 | 11.5 | 8.5 | 30.37 | 0 | 0 | 0.37 | 0 | 66.9 | 12 | 12.6 | 61.2 | 148 | 1 | 64.9 | 10 |
| 2/2/2019 | 4:40 AM | 11.3 | 11.7 | 11.3 | 67 | 2.5 | 4 | SSE | 0.67 | 6 | S | 4.2 | 11 | 3.9 | 30.367 | 0 | 0 | 0.373 | 0 | 66.9 | 12 | 12.6 | 61.2 | 164 | 1 | 71.9 | 10 |
| 2/2/2019 | 4:50 AM | 11 | 11.3 | 10.9 | 67 | 2.2 | 5 | SSE | 0.83 | 7 | SSE | 2.4 | 10.7 | 2.1 | 30.363 | 0 | 0 | 0.375 | 0 | 66.9 | 12 | 12.6 | 61.2 | 152 | 1 | 66.7 | 10 |
| 2/2/2019 | 5:00 AM | 11.3 | 11.3 | 10.9 | 69 | 3.1 | 6 | S | 1 | 8 | S | 1.6 | 11.1 | 1.4 | 30.358 | 0 | 0 | 0.373 | 0 | 66.9 | 12 | 12.6 | 61.2 | 145 | 1 | 63.6 | 10 |
| 2/2/2019 | 5:10 AM | 12.1 | 12.1 | 11.4 | 69 | 3.9 | 7 | S | 1.17 | 10 | S | 1.5 | 11.9 | 1.3 | 30.355 | 0 | 0 | 0.367 | 0 | 66.9 | 12 | 12.6 | 61.2 | 152 | 1 | 66.7 | 10 |
| 2/2/2019 | 5:20 AM | 12.4 | 12.4 | 12.1 | 69 | 4.2 | 7 | SSE | 1.17 | 10 | SSE | 1.9 | 12.1 | 1.6 | 30.344 | 0 | 0 | 0.365 | 0 | 66.6 | 12 | 12.3 | 60.9 | 150 | 1 | 65.8 | 10 |
| 2/2/2019 | 5:30 AM | 12.5 | 12.6 | 12.4 | 69 | 4.3 | 7 | SSE | 1.17 | 9 | SSE | 2 | 12.2 | 1.7 | 30.339 | 0 | 0 | 0.365 | 0 | 66.2 | 12 | 12 | 60.5 | 149 | 1 | 65.4 | 10 |
| 2/2/2019 | 5:40 AM | 12.6 | 12.6 | 12.5 | 69 | 4.3 | 4 | SSE | 0.67 | 7 | SSE | 5.7 | 12.3 | 5.4 | 30.343 | 0 | 0 | 0.364 | 0 | 66.4 | 12 | 12.2 | 60.7 | 152 | 1 | 66.7 | 10 |
| 2/2/2019 | 5:50 AM | 12.4 | 12.6 | 12.4 | 69 | 4.2 | 3 | SSE | 0.5 | 5 | SSE | 7.1 | 12.1 | 6.8 | 30.341 | 0 | 0 | 0.365 | 0 | 66.6 | 12 | 12.3 | 60.9 | 153 | 1 | 67.1 | 10 |
| 2/2/2019 | 6:00 AM | 11.8 | 12.3 | 11.8 | 68 | 3.3 | 5 | SSE | 0.83 | 6 | SSE | 3.3 | 11.6 | 3.1 | 30.332 | 0 | 0 | 0.369 | 0 | 66.4 | 12 | 12.2 | 60.7 | 152 | 1 | 66.7 | 10 |
| 2/2/2019 | 6:10 AM | 11.3 | 11.8 | 11.3 | 67 | 2.5 | 6 | SE | 1 | 7 | SE | 1.6 | 11 | 1.3 | 30.328 | 0 | 0 | 0.373 | 0 | 66 | 12 | 11.9 | 60.3 | 156 | 1 | 68.4 | 10 |
| 2/2/2019 | 6:20 AM | 11 | 11.3 | 11 | 68 | 2.5 | 4 | SE | 0.67 | 7 | SE | 3.8 | 10.8 | 3.6 | 30.338 | 0 | 0 | 0.375 | 0 | 66.2 | 12 | 12 | 60.5 | 148 | 1 | 64.9 | 10 |
| 2/2/2019 | 6:30 AM | 10.8 | 11 | 10.8 | 68 | 2.3 | 1 | SE | 0.17 | 3 | SE | 10.8 | 10.6 | 10.6 | 30.338 | 0 | 0 | 0.376 | 0 | 66.4 | 12 | 12.2 | 60.7 | 145 | 1 | 63.6 | 10 |
| 2/2/2019 | 6:40 AM | 10.8 | 10.8 | 10.8 | 68 | 2.3 | 4 | SE | 0.67 | 6 | SE | 3.6 | 10.6 | 3.4 | 30.331 | 0 | 0 | 0.376 | 0 | 66.2 | 12 | 12 | 60.5 | 152 | 1 | 66.7 | 10 |
| 2/2/2019 | 6:50 AM | 10.8 | 10.8 | 10.8 | 69 | 2.6 | 5 | SE | 0.83 | 6 | SE | 2.2 | 10.6 | 2 | 30.325 | 0 | 0 | 0.376 | 0 | 66 | 12 | 11.9 | 60.3 | 148 | 1 | 64.9 | 10 |
| 2/2/2019 | 7:00 AM | 10.6 | 10.8 | 10.6 | 69 | 2.4 | 5 | SE | 0.83 | 6 | SE | 1.9 | 10.4 | 1.7 | 30.321 | 0 | 0 | 0.378 | 0 | 66.2 | 12 | 12 | 60.5 | 151 | 1 | 66.2 | 10 |
| 2/2/2019 | 7:10 AM | 10.6 | 10.6 | 10.5 | 69 | 2.4 | 7 | SE | 1.17 | 9 | SE | -0.2 | 10.4 | -0.4 | 30.309 | 0 | 0 | 0.378 | 0 | 66.4 | 12 | 12.2 | 60.7 | 154 | 1 | 67.5 | 10 |
| 2/2/2019 | 7:20 AM | 11.2 | 11.2 | 10.7 | 71 | 3.6 | 7 | SSE | 1.17 | 10 | SE | 0.4 | 11 | 0.2 | 30.31 | 0 | 0 | 0.374 | 0 | 66 | 12 | 11.9 | 60.3 | 147 | 1 | 64.5 | 10 |
| 2/2/2019 | 7:30 AM | 12.4 | 12.4 | 11.3 | 72 | 5.1 | 7 | SSE | 1.17 | 9 | SSE | 1.9 | 12.2 | 1.7 | 30.307 | 0 | 0 | 0.365 | 0 | 66 | 12 | 11.9 | 60.3 | 143 | 1 | 62.7 | 10 |
| 2/2/2019 | 7:40 AM | 13 | 13 | 12.4 | 72 | 5.7 | 6 | SSE | 1 | 9 | SE | 3.6 | 12.7 | 3.3 | 30.293 | 0 | 0 | 0.361 | 0 | 66.4 | 12 | 12.2 | 60.7 | 144 | 1 | 63.2 | 10 |
| 2/2/2019 | 7:50 AM | 13.6 | 13.6 | 13 | 73 | 6.5 | 7 | SSE | 1.17 | 10 | SSE | 3.3 | 13.4 | 3.1 | 30.285 | 0 | 0 | 0.357 | 0 | 66.4 | 12 | 12.2 | 60.7 | 139 | 1 | 61 | 10 |

## On-Site Meteorological Data

| Date | Time | Temp Out | Hi Temp | Low Temp | Out Hum | Dew Pt. | Wind Speed | Wind Dir | Wind Run | Hi Speed | Hi Dir | Wind Chill | Heat Index | THW Index | Bar | Rain | Rain Rate | Heat D-D | Cool D-D | In Temp | In Hum | In Dew | In Heat | Wind Samp | Wind Tx | ISS Recept | Arc. Int. |
|---|---|---|---|---|---|---|---|---|---|---|---|---|---|---|---|---|---|---|---|---|---|---|---|---|---|---|---|
| 2/2/2019 | 8:00 AM | 14.2 | 14.2 | 13.6 | 73 | 7.1 | 7 | SSE | 1.17 | 9 | SE | 4 | 14 | 3.8 | 30.283 | 0 | 0 | 0.353 | 0 | 66 | 12 | 11.9 | 60.3 | 147 | 1 | 64.5 | 10 |
| 2/2/2019 | 8:10 AM | 14.7 | 14.7 | 14.2 | 73 | 7.6 | 5 | SE | 0.83 | 7 | SSE | 6.8 | 14.5 | 6.6 | 30.277 | 0 | 0 | 0.349 | 0 | 66 | 12 | 11.9 | 60.3 | 133 | 1 | 58.3 | 10 |
| 2/2/2019 | 8:20 AM | 15 | 15 | 14.7 | 73 | 7.9 | 5 | SSE | 0.83 | 6 | SSE | 7.1 | 14.8 | 6.9 | 30.272 | 0 | 0 | 0.347 | 0 | 66.6 | 12 | 12.3 | 60.9 | 137 | 1 | 60.1 | 10 |
| 2/2/2019 | 8:30 AM | 15.3 | 15.3 | 15 | 73 | 8.2 | 2 | SSE | 0.33 | 5 | SSE | 12.6 | 15.1 | 12.4 | 30.277 | 0 | 0 | 0.345 | 0 | 66.6 | 12 | 12.3 | 60.9 | 148 | 1 | 64.9 | 10 |
| 2/2/2019 | 8:40 AM | 15.5 | 15.5 | 15.2 | 73 | 8.4 | 3 | SSE | 0.5 | 5 | SSE | 10.7 | 15.3 | 10.5 | 30.274 | 0 | 0 | 0.344 | 0 | 66.4 | 12 | 12.2 | 60.7 | 133 | 1 | 58.3 | 10 |
| 2/2/2019 | 8:50 AM | 15.9 | 15.9 | 15.5 | 73 | 8.8 | 4 | SSE | 0.67 | 6 | SSE | 9.5 | 15.7 | 9.3 | 30.268 | 0 | 0 | 0.341 | 0 | 66.7 | 12 | 12.4 | 61 | 139 | 1 | 61 | 10 |
| 2/2/2019 | 9:00 AM | 16.4 | 16.4 | 15.9 | 74 | 9.6 | 4 | SSE | 0.67 | 6 | SSE | 10.1 | 16.2 | 9.9 | 30.258 | 0 | 0 | 0.338 | 0 | 67.1 | 12 | 12.7 | 61.4 | 135 | 1 | 59.2 | 10 |
| 2/2/2019 | 9:10 AM | 16.8 | 16.8 | 16.4 | 74 | 9.9 | 5 | SSE | 0.83 | 8 | SSE | 9.2 | 16.6 | 9 | 30.249 | 0 | 0 | 0.335 | 0 | 66.9 | 12 | 12.6 | 61.2 | 116 | 1 | 50.9 | 10 |
| 2/2/2019 | 9:20 AM | 18.4 | 18.4 | 17.5 | 76 | 12.1 | 7 | S | 1.17 | 12 | S | 9.1 | 18.1 | 8.8 | 30.245 | 0 | 0 | 0.324 | 0 | 66.9 | 12 | 12.6 | 61.2 | 74 | 1 | 32.5 | 10 |
| 2/2/2019 | 9:30 AM | 20.2 | 20.2 | 18.6 | 77 | 14.1 | 8 | S | 1.33 | 13 | SSW | 10.5 | 19.9 | 10.2 | 30.236 | 0 | 0 | 0.311 | 0 | 67.2 | 12 | 12.8 | 61.5 | 125 | 1 | 54.8 | 10 |
| 2/2/2019 | 9:40 AM | 21.4 | 21.4 | 20.3 | 76 | 15 | 8 | S | 1.33 | 16 | S | 11.9 | 21.1 | 11.6 | 30.229 | 0 | 0 | 0.303 | 0 | 67.6 | 12 | 13.1 | 61.8 | 111 | 1 | 48.7 | 10 |
| 2/2/2019 | 9:50 AM | 22.4 | 22.4 | 21.5 | 76 | 16 | 10 | S | 1.67 | 15 | S | 11.8 | 22.1 | 11.5 | 30.226 | 0 | 0 | 0.296 | 0 | 67.2 | 12 | 12.8 | 61.5 | 114 | 1 | 50 | 10 |
| 2/2/2019 | 10:00 AM | 23.1 | 23.1 | 22.4 | 75 | 16.4 | 9 | S | 1.5 | 16 | S | 13.3 | 22.8 | 13 | 30.226 | 0 | 0 | 0.291 | 0 | 67.2 | 12 | 12.8 | 61.5 | 115 | 1 | 50.4 | 10 |
| 2/2/2019 | 10:10 AM | 23.4 | 23.4 | 23.2 | 75 | 16.6 | 8 | SSW | 1.33 | 11 | SSW | 14.4 | 23.1 | 14.1 | 30.218 | 0 | 0 | 0.289 | 0 | 68.1 | 12 | 13.5 | 62.4 | 55 | 1 | 24.1 | 10 |
| 2/2/2019 | 10:20 AM | --- | --- | --- | --- | --- | 0 | --- | 0 | 0 | --- | --- | --- | --- | 30.216 | 0 | 0 | --- | --- | 68.2 | 12 | 13.6 | 62.5 | 0 | 1 | 0 | 10 |
| 2/2/2019 | 10:30 AM | --- | --- | --- | --- | --- | 0 | --- | 0 | 0 | --- | --- | --- | --- | 30.204 | 0 | 0 | --- | --- | 67.7 | 12 | 13.2 | 61.9 | 0 | 1 | 0 | 10 |
| 2/2/2019 | 10:40 AM | --- | --- | --- | --- | --- | 0 | --- | 0 | 0 | --- | --- | --- | --- | 30.205 | 0 | 0 | --- | --- | 67.9 | 12 | 13.3 | 62.1 | 0 | 1 | 0 | 10 |
| 2/2/2019 | 10:50 AM | --- | --- | --- | --- | --- | 0 | --- | 0 | 0 | --- | --- | --- | --- | 30.197 | 0 | 0 | --- | --- | 68.4 | 12 | 13.7 | 62.7 | 0 | 1 | 0 | 10 |
| 2/2/2019 | 11:00 AM | --- | --- | --- | --- | --- | 0 | --- | 0 | 0 | --- | --- | --- | --- | 30.193 | 0 | 0 | --- | --- | 68.2 | 12 | 13.6 | 62.5 | 0 | 1 | 0 | 10 |
| 2/2/2019 | 11:10 AM | --- | --- | --- | --- | --- | 0 | --- | 0 | 0 | --- | --- | --- | --- | 30.185 | 0 | 0 | --- | --- | 68.1 | 12 | 13.5 | 62.4 | 0 | 1 | 0 | 10 |
| 2/2/2019 | 11:20 AM | --- | --- | --- | --- | --- | 0 | --- | 0 | 0 | --- | --- | --- | --- | 30.171 | 0 | 0 | --- | --- | 68.2 | 12 | 13.6 | 62.5 | 0 | 1 | 0 | 10 |
| 2/2/2019 | 11:30 AM | --- | --- | --- | --- | --- | 0 | --- | 0 | 0 | --- | --- | --- | --- | 30.167 | 0 | 0 | --- | --- | 68.6 | 12 | 13.9 | 63 | 0 | 1 | 0 | 10 |
| 2/2/2019 | 11:40 AM | --- | --- | --- | --- | --- | 0 | --- | 0 | 0 | --- | --- | --- | --- | 30.155 | 0 | 0 | --- | --- | 68.6 | 12 | 13.9 | 63 | 0 | 1 | 0 | 10 |
| 2/2/2019 | 11:50 AM | --- | --- | --- | --- | --- | 0 | --- | 0 | 0 | --- | --- | --- | --- | 30.147 | 0 | 0 | --- | --- | 68.2 | 12 | 13.6 | 62.5 | 0 | 1 | 0 | 10 |
| 2/2/2019 | 12:00 PM | --- | --- | --- | --- | --- | 0 | --- | 0 | 0 | --- | --- | --- | --- | 30.138 | 0 | 0 | --- | --- | 68.6 | 12 | 13.9 | 63 | 0 | 1 | 0 | 10 |
| 2/2/2019 | 12:10 PM | --- | --- | --- | --- | --- | 0 | --- | 0 | 0 | --- | --- | --- | --- | 30.133 | 0 | 0 | --- | --- | 68.8 | 12 | 14.1 | 63.2 | 0 | 1 | 0 | 10 |
| 2/2/2019 | 12:20 PM | --- | --- | --- | --- | --- | 0 | --- | 0 | 0 | --- | --- | --- | --- | 30.117 | 0 | 0 | --- | --- | 68.8 | 12 | 14.1 | 63.2 | 0 | 1 | 0 | 10 |
| 2/2/2019 | 12:30 PM | --- | --- | --- | --- | --- | 0 | --- | 0 | 0 | --- | --- | --- | --- | 30.114 | 0 | 0 | --- | --- | 68.8 | 12 | 14.1 | 63.2 | 0 | 1 | 0 | 10 |
| 2/2/2019 | 12:40 PM | --- | --- | --- | --- | --- | 0 | --- | 0 | 0 | --- | --- | --- | --- | 30.109 | 0 | 0 | --- | --- | 68.9 | 12 | 14.1 | 63.4 | 0 | 1 | 0 | 10 |
| 2/2/2019 | 12:50 PM | --- | --- | --- | --- | --- | 0 | --- | 0 | 0 | --- | --- | --- | --- | 30.105 | 0 | 0 | --- | --- | 69.1 | 12 | 14.3 | 63.6 | 0 | 1 | 0 | 10 |
| 2/2/2019 | 1:00 PM | --- | --- | --- | --- | --- | 0 | --- | 0 | 0 | --- | --- | --- | --- | 30.095 | 0 | 0 | --- | --- | 68.4 | 12 | 13.7 | 62.7 | 0 | 1 | 0 | 10 |
| 2/2/2019 | 1:10 PM | --- | --- | --- | --- | --- | 0 | --- | 0 | 0 | --- | --- | --- | --- | 30.092 | 0 | 0 | --- | --- | 68.6 | 12 | 13.9 | 63 | 0 | 1 | 0 | 10 |
| 2/2/2019 | 1:20 PM | --- | --- | --- | --- | --- | 0 | --- | 0 | 0 | --- | --- | --- | --- | 30.081 | 0 | 0 | --- | --- | 68.6 | 12 | 13.9 | 63 | 0 | 1 | 0 | 10 |
| 2/2/2019 | 1:30 PM | --- | --- | --- | --- | --- | 0 | --- | 0 | 0 | --- | --- | --- | --- | 30.075 | 0 | 0 | --- | --- | 68.4 | 12 | 13.7 | 62.7 | 0 | 1 | 0 | 10 |
| 2/2/2019 | 1:40 PM | --- | --- | --- | --- | --- | 0 | --- | 0 | 0 | --- | --- | --- | --- | 30.073 | 0 | 0 | --- | --- | 68.6 | 12 | 13.9 | 63 | 0 | 1 | 0 | 10 |
| 2/2/2019 | 1:50 PM | --- | --- | --- | --- | --- | 0 | --- | 0 | 0 | --- | --- | --- | --- | 30.069 | 0 | 0 | --- | --- | 68.4 | 13 | 15.6 | 62.9 | 0 | 1 | 0 | 10 |
| 2/2/2019 | 2:00 PM | --- | --- | --- | --- | --- | 0 | --- | 0 | 0 | --- | --- | --- | --- | 30.064 | 0 | 0 | --- | --- | 68.8 | 13 | 15.9 | 63.4 | 0 | 1 | 0 | 10 |
| 2/2/2019 | 2:10 PM | --- | --- | --- | --- | --- | 0 | --- | 0 | 0 | --- | --- | --- | --- | 30.055 | 0 | 0 | --- | --- | 68.4 | 13 | 15.6 | 62.9 | 0 | 1 | 0 | 10 |
| 2/2/2019 | 2:20 PM | --- | --- | --- | --- | --- | 0 | --- | 0 | 0 | --- | --- | --- | --- | 30.055 | 0 | 0 | --- | --- | 68.4 | 13 | 15.6 | 62.9 | 0 | 1 | 0 | 10 |
| 2/2/2019 | 2:30 PM | --- | --- | --- | --- | --- | 0 | --- | 0 | 0 | --- | --- | --- | --- | 30.047 | 0 | 0 | --- | --- | 68.8 | 13 | 15.9 | 63.4 | 0 | 1 | 0 | 10 |
| 2/2/2019 | 2:40 PM | --- | --- | --- | --- | --- | 0 | --- | 0 | 0 | --- | --- | --- | --- | 30.048 | 0 | 0 | --- | --- | 68.6 | 13 | 15.7 | 63.1 | 0 | 1 | 0 | 10 |
| 2/2/2019 | 2:50 PM | --- | --- | --- | --- | --- | 0 | --- | 0 | 0 | --- | --- | --- | --- | 30.046 | 0 | 0 | --- | --- | 68.2 | 13 | 15.4 | 62.6 | 0 | 1 | 0 | 10 |
| 2/2/2019 | 3:00 PM | --- | --- | --- | --- | --- | 0 | --- | 0 | 0 | --- | --- | --- | --- | 30.042 | 0 | 0 | --- | --- | 67.9 | 13 | 15.2 | 62.3 | 0 | 1 | 0 | 10 |
| 2/2/2019 | 3:10 PM | --- | --- | --- | --- | --- | 0 | --- | 0 | 0 | --- | --- | --- | --- | 30.046 | 0 | 0 | --- | --- | 68.2 | 13 | 15.4 | 62.6 | 0 | 1 | 0 | 10 |
| 2/2/2019 | 3:20 PM | --- | --- | --- | --- | --- | 0 | --- | 0 | 0 | --- | --- | --- | --- | 30.049 | 0 | 0 | --- | --- | 68.4 | 13 | 15.6 | 62.9 | 0 | 1 | 0 | 10 |
| 2/2/2019 | 3:30 PM | --- | --- | --- | --- | --- | 0 | --- | 0 | 0 | --- | --- | --- | --- | 30.054 | 0 | 0 | --- | --- | 68.4 | 13 | 15.6 | 62.9 | 0 | 1 | 0 | 10 |
| 2/2/2019 | 3:40 PM | --- | --- | --- | --- | --- | 0 | --- | 0 | 0 | --- | --- | --- | --- | 30.049 | 0 | 0 | --- | --- | 68.6 | 13 | 15.7 | 63.1 | 0 | 1 | 0 | 10 |
| 2/2/2019 | 3:50 PM | --- | --- | --- | --- | --- | 0 | --- | 0 | 0 | --- | --- | --- | --- | 30.045 | 0 | 0 | --- | --- | 68.6 | 13 | 15.7 | 63.1 | 0 | 1 | 0 | 10 |
| 2/2/2019 | 4:00 PM | --- | --- | --- | --- | --- | 0 | --- | 0 | 0 | --- | --- | --- | --- | 30.045 | 0 | 0 | --- | --- | 68.6 | 13 | 15.7 | 63.1 | 0 | 1 | 0 | 10 |
| 2/2/2019 | 4:10 PM | --- | --- | --- | --- | --- | 0 | --- | 0 | 0 | --- | --- | --- | --- | 30.045 | 0 | 0 | --- | --- | 68.1 | 13 | 15.3 | 62.5 | 0 | 1 | 0 | 10 |
| 2/2/2019 | 4:20 PM | --- | --- | --- | --- | --- | 0 | --- | 0 | 0 | --- | --- | --- | --- | 30.049 | 0 | 0 | --- | --- | 67.9 | 13 | 15.2 | 62.3 | 0 | 1 | 0 | 10 |
| 2/2/2019 | 4:30 PM | --- | --- | --- | --- | --- | 0 | --- | 0 | 0 | --- | --- | --- | --- | 30.051 | 0 | 0 | --- | --- | 68.4 | 13 | 15.6 | 62.9 | 0 | 1 | 0 | 10 |
| 2/2/2019 | 4:40 PM | --- | --- | --- | --- | --- | 0 | --- | 0 | 0 | --- | --- | --- | --- | 30.056 | 0 | 0 | --- | --- | 68.4 | 13 | 15.6 | 62.9 | 0 | 1 | 0 | 10 |
| 2/2/2019 | 4:50 PM | --- | --- | --- | --- | --- | 0 | --- | 0 | 0 | --- | --- | --- | --- | 30.058 | 0 | 0 | --- | --- | 68.2 | 13 | 15.4 | 62.6 | 0 | 1 | 0 | 10 |
| 2/2/2019 | 5:00 PM | --- | --- | --- | --- | --- | 0 | --- | 0 | 0 | --- | --- | --- | --- | 30.061 | 0 | 0 | --- | --- | 68.2 | 13 | 15.4 | 62.6 | 0 | 1 | 0 | 10 |
| 2/2/2019 | 5:10 PM | --- | --- | --- | --- | --- | 0 | --- | 0 | 0 | --- | --- | --- | --- | 30.06 | 0 | 0 | --- | --- | 68.4 | 14 | 17.3 | 63 | 0 | 1 | 0 | 10 |
| 2/2/2019 | 5:20 PM | --- | --- | --- | --- | --- | 0 | --- | 0 | 0 | --- | --- | --- | --- | 30.061 | 0 | 0 | --- | --- | 68.6 | 13 | 15.7 | 63.1 | 0 | 1 | 0 | 10 |
| 2/2/2019 | 5:30 PM | --- | --- | --- | --- | --- | 0 | --- | 0 | 0 | --- | --- | --- | --- | 30.066 | 0 | 0 | --- | --- | 67.9 | 14 | 16.9 | 62.4 | 0 | 1 | 0 | 10 |
| 2/2/2019 | 5:40 PM | --- | --- | --- | --- | --- | 0 | --- | 0 | 0 | --- | --- | --- | --- | 30.074 | 0 | 0 | --- | --- | 67.9 | 14 | 16.9 | 62.4 | 0 | 1 | 0 | 10 |
| 2/2/2019 | 5:50 PM | --- | --- | --- | --- | --- | 0 | --- | 0 | 0 | --- | --- | --- | --- | 30.073 | 0 | 0 | --- | --- | 67.9 | 14 | 16.9 | 62.4 | 0 | 1 | 0 | 10 |
| 2/2/2019 | 6:00 PM | --- | --- | --- | --- | --- | 0 | --- | 0 | 0 | --- | --- | --- | --- | 30.076 | 0 | 0 | --- | --- | 68.2 | 14 | 17.1 | 62.7 | 0 | 1 | 0 | 10 |
| 2/2/2019 | 6:10 PM | --- | --- | --- | --- | --- | 0 | --- | 0 | 0 | --- | --- | --- | --- | 30.081 | 0 | 0 | --- | --- | 68.1 | 14 | 17 | 62.6 | 0 | 1 | 0 | 10 |

On-Site Meteorological Data

| Date | Time | Temp Out | Hi Temp | Low Temp | Out Hum | Dew Pt. | Wind Speed | Wind Dir | Wind Run | Hi Speed | Hi Dir | Wind Chill | Heat Index | THW Index | Bar | Rain | Rain Rate | Heat D-D | Cool D-D | In Temp | In Hum | In Dew | In Heat | Wind Samp | Wind Tx | ISS Recept | Arc. Int. |
|---|---|---|---|---|---|---|---|---|---|---|---|---|---|---|---|---|---|---|---|---|---|---|---|---|---|---|---|
| 2/2/2019 | 6:20 PM | --- | --- | --- | --- | --- | 0 | --- | 0 | 0 | --- | --- | --- | --- | 30.087 | 0 | 0 | --- | --- | 67.9 | 14 | 16.9 | 62.4 | 0 | 1 | 0 | 10 |
| 2/2/2019 | 6:30 PM | --- | --- | --- | --- | --- | 0 | --- | 0 | 0 | --- | --- | --- | --- | 30.089 | 0 | 0 | --- | --- | 67.9 | 14 | 16.9 | 62.4 | 0 | 1 | 0 | 10 |
| 2/2/2019 | 6:40 PM | --- | --- | --- | --- | --- | 0 | --- | 0 | 0 | --- | --- | --- | --- | 30.093 | 0 | 0 | --- | --- | 67.7 | 14 | 16.7 | 62.2 | 0 | 1 | 0 | 10 |
| 2/2/2019 | 6:50 PM | --- | --- | --- | --- | --- | 0 | --- | 0 | 0 | --- | --- | --- | --- | 30.099 | 0 | 0 | --- | --- | 67.6 | 14 | 16.6 | 62.1 | 0 | 1 | 0 | 10 |
| 2/2/2019 | 7:00 PM | --- | --- | --- | --- | --- | 0 | --- | 0 | 0 | --- | --- | --- | --- | 30.097 | 0 | 0 | --- | --- | 67.4 | 14 | 16.5 | 61.8 | 0 | 1 | 0 | 10 |
| 2/2/2019 | 7:10 PM | --- | --- | --- | --- | --- | 0 | --- | 0 | 0 | --- | --- | --- | --- | 30.101 | 0 | 0 | --- | --- | 67.2 | 14 | 16.3 | 61.6 | 0 | 1 | 0 | 10 |
| 2/2/2019 | 7:20 PM | --- | --- | --- | --- | --- | 0 | --- | 0 | 0 | --- | --- | --- | --- | 30.107 | 0 | 0 | --- | --- | 67.4 | 14 | 16.5 | 61.8 | 0 | 1 | 0 | 10 |
| 2/2/2019 | 7:30 PM | --- | --- | --- | --- | --- | 0 | --- | 0 | 0 | --- | --- | --- | --- | 30.11 | 0 | 0 | --- | --- | 67.1 | 14 | 16.3 | 61.5 | 0 | 1 | 0 | 10 |
| 2/2/2019 | 7:40 PM | --- | --- | --- | --- | --- | 0 | --- | 0 | 0 | --- | --- | --- | --- | 30.11 | 0 | 0 | --- | --- | 67.1 | 14 | 16.3 | 61.5 | 0 | 1 | 0 | 10 |
| 2/2/2019 | 7:50 PM | --- | --- | --- | --- | --- | 0 | --- | 0 | 0 | --- | --- | --- | --- | 30.113 | 0 | 0 | --- | --- | 66.9 | 14 | 16.1 | 61.3 | 0 | 1 | 0 | 10 |
| 2/2/2019 | 8:00 PM | --- | --- | --- | --- | --- | 0 | --- | 0 | 0 | --- | --- | --- | --- | 30.118 | 0 | 0 | --- | --- | 67.1 | 14 | 16.3 | 61.5 | 0 | 1 | 0 | 10 |
| 2/2/2019 | 8:10 PM | --- | --- | --- | --- | --- | 0 | --- | 0 | 0 | --- | --- | --- | --- | 30.114 | 0 | 0 | --- | --- | 67.1 | 14 | 16.3 | 61.5 | 0 | 1 | 0 | 10 |
| 2/2/2019 | 8:20 PM | --- | --- | --- | --- | --- | 0 | --- | 0 | 0 | --- | --- | --- | --- | 30.12 | 0 | 0 | --- | --- | 66.9 | 14 | 16.1 | 61.3 | 0 | 1 | 0 | 10 |
| 2/2/2019 | 8:30 PM | --- | --- | --- | --- | --- | 0 | --- | 0 | 0 | --- | --- | --- | --- | 30.124 | 0 | 0 | --- | --- | 67.1 | 14 | 16.3 | 61.5 | 0 | 1 | 0 | 10 |
| 2/2/2019 | 8:40 PM | --- | --- | --- | --- | --- | 0 | --- | 0 | 0 | --- | --- | --- | --- | 30.125 | 0 | 0 | --- | --- | 66.9 | 14 | 16.1 | 61.3 | 0 | 1 | 0 | 10 |
| 2/2/2019 | 8:50 PM | --- | --- | --- | --- | --- | 0 | --- | 0 | 0 | --- | --- | --- | --- | 30.13 | 0 | 0 | --- | --- | 67.1 | 14 | 16.3 | 61.5 | 0 | 1 | 0 | 10 |
| 2/2/2019 | 9:00 PM | --- | --- | --- | --- | --- | 0 | --- | 0 | 0 | --- | --- | --- | --- | 30.129 | 0 | 0 | --- | --- | 67.1 | 14 | 16.3 | 61.5 | 0 | 1 | 0 | 10 |
| 2/2/2019 | 9:10 PM | --- | --- | --- | --- | --- | 0 | --- | 0 | 0 | --- | --- | --- | --- | 30.132 | 0 | 0 | --- | --- | 67.1 | 15 | 17.8 | 61.6 | 0 | 1 | 0 | 10 |
| 2/2/2019 | 9:20 PM | --- | --- | --- | --- | --- | 0 | --- | 0 | 0 | --- | --- | --- | --- | 30.137 | 0 | 0 | --- | --- | 67.2 | 14 | 16.3 | 61.6 | 0 | 1 | 0 | 10 |
| 2/2/2019 | 9:30 PM | --- | --- | --- | --- | --- | 0 | --- | 0 | 0 | --- | --- | --- | --- | 30.139 | 0 | 0 | --- | --- | 67.1 | 15 | 17.8 | 61.6 | 0 | 1 | 0 | 10 |
| 2/2/2019 | 9:40 PM | --- | --- | --- | --- | --- | 0 | --- | 0 | 0 | --- | --- | --- | --- | 30.144 | 0 | 0 | --- | --- | 67.1 | 15 | 17.8 | 61.6 | 0 | 1 | 0 | 10 |
| 2/2/2019 | 9:50 PM | --- | --- | --- | --- | --- | 0 | --- | 0 | 0 | --- | --- | --- | --- | 30.151 | 0 | 0 | --- | --- | 67.1 | 15 | 17.8 | 61.6 | 0 | 1 | 0 | 10 |
| 2/2/2019 | 10:00 PM | --- | --- | --- | --- | --- | 0 | --- | 0 | 0 | --- | --- | --- | --- | 30.153 | 0 | 0 | --- | --- | 67.1 | 15 | 17.8 | 61.6 | 0 | 1 | 0 | 10 |
| 2/2/2019 | 10:10 PM | --- | --- | --- | --- | --- | 0 | --- | 0 | 0 | --- | --- | --- | --- | 30.149 | 0 | 0 | --- | --- | 67.2 | 15 | 17.9 | 61.7 | 0 | 1 | 0 | 10 |
| 2/2/2019 | 10:20 PM | --- | --- | --- | --- | --- | 0 | --- | 0 | 0 | --- | --- | --- | --- | 30.15 | 0 | 0 | --- | --- | 67.1 | 15 | 17.8 | 61.6 | 0 | 1 | 0 | 10 |
| 2/2/2019 | 10:30 PM | --- | --- | --- | --- | --- | 0 | --- | 0 | 0 | --- | --- | --- | --- | 30.152 | 0 | 0 | --- | --- | 67.1 | 15 | 17.8 | 61.6 | 0 | 1 | 0 | 10 |
| 2/2/2019 | 10:40 PM | --- | --- | --- | --- | --- | 0 | --- | 0 | 0 | --- | --- | --- | --- | 30.154 | 0 | 0 | --- | --- | 67.1 | 15 | 17.8 | 61.6 | 0 | 1 | 0 | 10 |
| 2/2/2019 | 10:50 PM | --- | --- | --- | --- | --- | 0 | --- | 0 | 0 | --- | --- | --- | --- | 30.158 | 0 | 0 | --- | --- | 67.2 | 15 | 17.9 | 61.7 | 0 | 1 | 0 | 10 |
| 2/2/2019 | 11:00 PM | --- | --- | --- | --- | --- | 0 | --- | 0 | 0 | --- | --- | --- | --- | 30.159 | 0 | 0 | --- | --- | 67.4 | 15 | 18.1 | 61.9 | 0 | 1 | 0 | 10 |
| 2/2/2019 | 11:10 PM | --- | --- | --- | --- | --- | 0 | --- | 0 | 0 | --- | --- | --- | --- | 30.158 | 0 | 0 | --- | --- | 67.1 | 15 | 17.8 | 61.6 | 0 | 1 | 0 | 10 |
| 2/2/2019 | 11:20 PM | --- | --- | --- | --- | --- | 0 | --- | 0 | 0 | --- | --- | --- | --- | 30.158 | 0 | 0 | --- | --- | 67.2 | 15 | 17.9 | 61.7 | 0 | 1 | 0 | 10 |
| 2/2/2019 | 11:30 PM | --- | --- | --- | --- | --- | 0 | --- | 0 | 0 | --- | --- | --- | --- | 30.158 | 0 | 0 | --- | --- | 67.1 | 15 | 17.8 | 61.6 | 0 | 1 | 0 | 10 |
| 2/2/2019 | 11:40 PM | --- | --- | --- | --- | --- | 0 | --- | 0 | 0 | --- | --- | --- | --- | 30.157 | 0 | 0 | --- | --- | 67.2 | 15 | 17.9 | 61.7 | 0 | 1 | 0 | 10 |
| 2/2/2019 | 11:50 PM | --- | --- | --- | --- | --- | 0 | --- | 0 | 0 | --- | --- | --- | --- | 30.156 | 0 | 0 | --- | --- | 67.1 | 15 | 17.8 | 61.6 | 0 | 1 | 0 | 10 |
| 2/3/2019 | 12:00 AM | --- | --- | --- | --- | --- | 0 | --- | 0 | 0 | --- | --- | --- | --- | 30.157 | 0 | 0 | --- | --- | 67.2 | 15 | 17.9 | 61.7 | 0 | 1 | 0 | 10 |
| 2/3/2019 | 12:10 AM | --- | --- | --- | --- | --- | 0 | --- | 0 | 0 | --- | --- | --- | --- | 30.155 | 0 | 0 | --- | --- | 67.4 | 15 | 18.1 | 61.9 | 0 | 1 | 0 | 10 |
| 2/3/2019 | 12:20 AM | --- | --- | --- | --- | --- | 0 | --- | 0 | 0 | --- | --- | --- | --- | 30.153 | 0 | 0 | --- | --- | 67.2 | 15 | 17.9 | 61.7 | 0 | 1 | 0 | 10 |
| 2/3/2019 | 12:30 AM | --- | --- | --- | --- | --- | 0 | --- | 0 | 0 | --- | --- | --- | --- | 30.154 | 0 | 0 | --- | --- | 67.2 | 15 | 17.9 | 61.7 | 0 | 1 | 0 | 10 |
| 2/3/2019 | 12:40 AM | --- | --- | --- | --- | --- | 0 | --- | 0 | 0 | --- | --- | --- | --- | 30.157 | 0 | 0 | --- | --- | 67.1 | 15 | 17.8 | 61.6 | 0 | 1 | 0 | 10 |
| 2/3/2019 | 12:50 AM | --- | --- | --- | --- | --- | 0 | --- | 0 | 0 | --- | --- | --- | --- | 30.157 | 0 | 0 | --- | --- | 67.2 | 15 | 17.9 | 61.7 | 0 | 1 | 0 | 10 |
| 2/3/2019 | 1:00 AM | --- | --- | --- | --- | --- | 0 | --- | 0 | 0 | --- | --- | --- | --- | 30.15 | 0 | 0 | --- | --- | 67.6 | 15 | 18.3 | 62.2 | 0 | 1 | 0 | 10 |
| 2/3/2019 | 1:10 AM | --- | --- | --- | --- | --- | 0 | --- | 0 | 0 | --- | --- | --- | --- | 30.148 | 0 | 0 | --- | --- | 67.2 | 15 | 17.9 | 61.7 | 0 | 1 | 0 | 10 |
| 2/3/2019 | 1:20 AM | --- | --- | --- | --- | --- | 0 | --- | 0 | 0 | --- | --- | --- | --- | 30.148 | 0 | 0 | --- | --- | 67.2 | 15 | 17.9 | 61.7 | 0 | 1 | 0 | 10 |
| 2/3/2019 | 1:30 AM | --- | --- | --- | --- | --- | 0 | --- | 0 | 0 | --- | --- | --- | --- | 30.147 | 0 | 0 | --- | --- | 67.2 | 15 | 17.9 | 61.7 | 0 | 1 | 0 | 10 |
| 2/3/2019 | 1:40 AM | --- | --- | --- | --- | --- | 0 | --- | 0 | 0 | --- | --- | --- | --- | 30.141 | 0 | 0 | --- | --- | 67.4 | 15 | 18.1 | 61.9 | 0 | 1 | 0 | 10 |
| 2/3/2019 | 1:50 AM | --- | --- | --- | --- | --- | 0 | --- | 0 | 0 | --- | --- | --- | --- | 30.141 | 0 | 0 | --- | --- | 67.6 | 15 | 18.3 | 62.2 | 0 | 1 | 0 | 10 |
| 2/3/2019 | 2:00 AM | --- | --- | --- | --- | --- | 0 | --- | 0 | 0 | --- | --- | --- | --- | 30.141 | 0 | 0 | --- | --- | 67.6 | 16 | 19.8 | 62.3 | 0 | 1 | 0 | 10 |
| 2/3/2019 | 2:10 AM | --- | --- | --- | --- | --- | 0 | --- | 0 | 0 | --- | --- | --- | --- | 30.143 | 0 | 0 | --- | --- | 67.7 | 16 | 19.8 | 62.4 | 0 | 1 | 0 | 10 |
| 2/3/2019 | 2:20 AM | --- | --- | --- | --- | --- | 0 | --- | 0 | 0 | --- | --- | --- | --- | 30.139 | 0 | 0 | --- | --- | 67.6 | 16 | 19.8 | 62.3 | 0 | 1 | 0 | 10 |
| 2/3/2019 | 2:30 AM | --- | --- | --- | --- | --- | 0 | --- | 0 | 0 | --- | --- | --- | --- | 30.139 | 0 | 0 | --- | --- | 67.6 | 16 | 19.8 | 62.3 | 0 | 1 | 0 | 10 |
| 2/3/2019 | 2:40 AM | --- | --- | --- | --- | --- | 0 | --- | 0 | 0 | --- | --- | --- | --- | 30.136 | 0 | 0 | --- | --- | 67.4 | 16 | 19.6 | 62 | 0 | 1 | 0 | 10 |
| 2/3/2019 | 2:50 AM | --- | --- | --- | --- | --- | 0 | --- | 0 | 0 | --- | --- | --- | --- | 30.134 | 0 | 0 | --- | --- | 67.4 | 16 | 19.6 | 62 | 0 | 1 | 0 | 10 |
| 2/3/2019 | 3:00 AM | --- | --- | --- | --- | --- | 0 | --- | 0 | 0 | --- | --- | --- | --- | 30.134 | 0 | 0 | --- | --- | 67.6 | 16 | 19.8 | 62.3 | 0 | 1 | 0 | 10 |
| 2/3/2019 | 3:10 AM | --- | --- | --- | --- | --- | 0 | --- | 0 | 0 | --- | --- | --- | --- | 30.13 | 0 | 0 | --- | --- | 67.4 | 16 | 19.6 | 62 | 0 | 1 | 0 | 10 |
| 2/3/2019 | 3:20 AM | --- | --- | --- | --- | --- | 0 | --- | 0 | 0 | --- | --- | --- | --- | 30.129 | 0 | 0 | --- | --- | 67.4 | 16 | 19.6 | 62 | 0 | 1 | 0 | 10 |
| 2/3/2019 | 3:30 AM | --- | --- | --- | --- | --- | 0 | --- | 0 | 0 | --- | --- | --- | --- | 30.128 | 0 | 0 | --- | --- | 67.2 | 16 | 19.4 | 61.8 | 0 | 1 | 0 | 10 |
| 2/3/2019 | 3:40 AM | --- | --- | --- | --- | --- | 0 | --- | 0 | 0 | --- | --- | --- | --- | 30.125 | 0 | 0 | --- | --- | 67.2 | 16 | 19.4 | 61.8 | 0 | 1 | 0 | 10 |
| 2/3/2019 | 3:50 AM | --- | --- | --- | --- | --- | 0 | --- | 0 | 0 | --- | --- | --- | --- | 30.126 | 0 | 0 | --- | --- | 67.4 | 16 | 19.6 | 62 | 0 | 1 | 0 | 10 |
| 2/3/2019 | 4:00 AM | --- | --- | --- | --- | --- | 0 | --- | 0 | 0 | --- | --- | --- | --- | 30.124 | 0 | 0 | --- | --- | 67.1 | 16 | 19.4 | 61.7 | 0 | 1 | 0 | 10 |
| 2/3/2019 | 4:10 AM | --- | --- | --- | --- | --- | 0 | --- | 0 | 0 | --- | --- | --- | --- | 30.125 | 0 | 0 | --- | --- | 67.2 | 16 | 19.4 | 61.8 | 0 | 1 | 0 | 10 |
| 2/3/2019 | 4:20 AM | --- | --- | --- | --- | --- | 0 | --- | 0 | 0 | --- | --- | --- | --- | 30.123 | 0 | 0 | --- | --- | 67.1 | 16 | 19.4 | 61.7 | 0 | 1 | 0 | 10 |
| 2/3/2019 | 4:30 AM | --- | --- | --- | --- | --- | 0 | --- | 0 | 0 | --- | --- | --- | --- | 30.122 | 0 | 0 | --- | --- | 67.2 | 16 | 19.4 | 61.8 | 0 | 1 | 0 | 10 |

## On-Site Meteorological Data

| Date | Time | Temp Out | Hi Temp | Low Temp | Out Hum | Dew Pt. | Wind Speed | Wind Dir | Wind Run | Hi Speed | Hi Dir | Wind Chill | Heat Index | THW Index | Bar | Rain | Rain Rate | Heat D-D | Cool D-D | In Temp | In Hum | In Dew | In Heat | Wind Samp | Wind Tx | ISS Recept | Arc. Int. |
|---|---|---|---|---|---|---|---|---|---|---|---|---|---|---|---|---|---|---|---|---|---|---|---|---|---|---|---|
| 2/3/2019 | 4:40 AM | --- | --- | --- | --- | --- | 0 | --- | 0 | 0 | --- | --- | --- | --- | 30.122 | 0 | 0 | --- | --- | 67.2 | 16 | 19.4 | 61.8 | 0 | 1 | 0 | 10 |
| 2/3/2019 | 4:50 AM | --- | --- | --- | --- | --- | 0 | --- | 0 | 0 | --- | --- | --- | --- | 30.118 | 0 | 0 | --- | --- | 67.1 | 16 | 19.4 | 61.7 | 0 | 1 | 0 | 10 |
| 2/3/2019 | 5:00 AM | --- | --- | --- | --- | --- | 0 | --- | 0 | 0 | --- | --- | --- | --- | 30.116 | 0 | 0 | --- | --- | 67.4 | 16 | 19.6 | 62 | 0 | 1 | 0 | 10 |
| 2/3/2019 | 5:10 AM | --- | --- | --- | --- | --- | 0 | --- | 0 | 0 | --- | --- | --- | --- | 30.114 | 0 | 0 | --- | --- | 67.2 | 16 | 19.4 | 61.8 | 0 | 1 | 0 | 10 |
| 2/3/2019 | 5:20 AM | --- | --- | --- | --- | --- | 0 | --- | 0 | 0 | --- | --- | --- | --- | 30.112 | 0 | 0 | --- | --- | 67.4 | 16 | 19.6 | 62 | 0 | 1 | 0 | 10 |
| 2/3/2019 | 5:30 AM | --- | --- | --- | --- | --- | 0 | --- | 0 | 0 | --- | --- | --- | --- | 30.112 | 0 | 0 | --- | --- | 67.7 | 16 | 19.8 | 62.4 | 0 | 1 | 0 | 10 |
| 2/3/2019 | 5:40 AM | --- | --- | --- | --- | --- | 0 | --- | 0 | 0 | --- | --- | --- | --- | 30.109 | 0 | 0 | --- | --- | 68.1 | 16 | 20.2 | 62.8 | 0 | 1 | 0 | 10 |
| 2/3/2019 | 5:50 AM | --- | --- | --- | --- | --- | 0 | --- | 0 | 0 | --- | --- | --- | --- | 30.105 | 0 | 0 | --- | --- | 67.9 | 16 | 20 | 62.6 | 0 | 1 | 0 | 10 |
| 2/3/2019 | 6:00 AM | --- | --- | --- | --- | --- | 0 | --- | 0 | 0 | --- | --- | --- | --- | 30.105 | 0 | 0 | --- | --- | 67.7 | 16 | 19.8 | 62.4 | 0 | 1 | 0 | 10 |
| 2/3/2019 | 6:10 AM | --- | --- | --- | --- | --- | 0 | --- | 0 | 0 | --- | --- | --- | --- | 30.098 | 0 | 0 | --- | --- | 68.1 | 16 | 20.2 | 62.8 | 0 | 1 | 0 | 10 |
| 2/3/2019 | 6:20 AM | --- | --- | --- | --- | --- | 0 | --- | 0 | 0 | --- | --- | --- | --- | 30.1 | 0 | 0 | --- | --- | 68.1 | 16 | 20.2 | 62.8 | 0 | 1 | 0 | 10 |
| 2/3/2019 | 6:30 AM | --- | --- | --- | --- | --- | 0 | --- | 0 | 0 | --- | --- | --- | --- | 30.098 | 0 | 0 | --- | --- | 67.7 | 16 | 19.8 | 62.4 | 0 | 1 | 0 | 10 |
| 2/3/2019 | 6:40 AM | --- | --- | --- | --- | --- | 0 | --- | 0 | 0 | --- | --- | --- | --- | 30.1 | 0 | 0 | --- | --- | 68.1 | 16 | 20.2 | 62.8 | 0 | 1 | 0 | 10 |
| 2/3/2019 | 6:50 AM | --- | --- | --- | --- | --- | 0 | --- | 0 | 0 | --- | --- | --- | --- | 30.101 | 0 | 0 | --- | --- | 68.1 | 16 | 20.2 | 62.8 | 0 | 1 | 0 | 10 |
| 2/3/2019 | 7:00 AM | --- | --- | --- | --- | --- | 0 | --- | 0 | 0 | --- | --- | --- | --- | 30.103 | 0 | 0 | --- | --- | 68.4 | 16 | 20.4 | 63.2 | 0 | 1 | 0 | 10 |
| 2/3/2019 | 7:10 AM | --- | --- | --- | --- | --- | 0 | --- | 0 | 0 | --- | --- | --- | --- | 30.103 | 0 | 0 | --- | --- | 67.9 | 16 | 20 | 62.6 | 0 | 1 | 0 | 10 |
| 2/3/2019 | 7:20 AM | --- | --- | --- | --- | --- | 0 | --- | 0 | 0 | --- | --- | --- | --- | 30.096 | 0 | 0 | --- | --- | 68.1 | 16 | 20.2 | 62.8 | 0 | 1 | 0 | 10 |
| 2/3/2019 | 7:30 AM | --- | --- | --- | --- | --- | 0 | --- | 0 | 0 | --- | --- | --- | --- | 30.096 | 0 | 0 | --- | --- | 68.4 | 16 | 20.4 | 63.2 | 0 | 1 | 0 | 10 |
| 2/3/2019 | 7:40 AM | --- | --- | --- | --- | --- | 0 | --- | 0 | 0 | --- | --- | --- | --- | 30.094 | 0 | 0 | --- | --- | 68.2 | 16 | 20.2 | 62.9 | 0 | 1 | 0 | 10 |
| 2/3/2019 | 7:50 AM | --- | --- | --- | --- | --- | 0 | --- | 0 | 0 | --- | --- | --- | --- | 30.091 | 0 | 0 | --- | --- | 68.2 | 16 | 20.2 | 62.9 | 0 | 1 | 0 | 10 |
| 2/3/2019 | 8:00 AM | --- | --- | --- | --- | --- | 0 | --- | 0 | 0 | --- | --- | --- | --- | 30.089 | 0 | 0 | --- | --- | 68.1 | 16 | 20.2 | 62.8 | 0 | 1 | 0 | 10 |
| 2/3/2019 | 8:10 AM | --- | --- | --- | --- | --- | 0 | --- | 0 | 0 | --- | --- | --- | --- | 30.091 | 0 | 0 | --- | --- | 68.4 | 16 | 20.4 | 63.2 | 0 | 1 | 0 | 10 |
| 2/3/2019 | 8:20 AM | --- | --- | --- | --- | --- | 0 | --- | 0 | 0 | --- | --- | --- | --- | 30.09 | 0 | 0 | --- | --- | 68.2 | 16 | 20.2 | 62.9 | 0 | 1 | 0 | 10 |
| 2/3/2019 | 8:30 AM | --- | --- | --- | --- | --- | 0 | --- | 0 | 0 | --- | --- | --- | --- | 30.088 | 0 | 0 | --- | --- | 68.1 | 16 | 20.2 | 62.8 | 0 | 1 | 0 | 10 |
| 2/3/2019 | 8:40 AM | --- | --- | --- | --- | --- | 0 | --- | 0 | 0 | --- | --- | --- | --- | 30.089 | 0 | 0 | --- | --- | 68.4 | 16 | 20.4 | 63.2 | 0 | 1 | 0 | 10 |
| 2/3/2019 | 8:50 AM | --- | --- | --- | --- | --- | 0 | --- | 0 | 0 | --- | --- | --- | --- | 30.085 | 0 | 0 | --- | --- | 68.6 | 17 | 22 | 63.5 | 0 | 1 | 0 | 10 |
| 2/3/2019 | 9:00 AM | --- | --- | --- | --- | --- | 0 | --- | 0 | 0 | --- | --- | --- | --- | 30.087 | 0 | 0 | --- | --- | 68.4 | 16 | 20.4 | 63.2 | 0 | 1 | 0 | 10 |
| 2/3/2019 | 9:10 AM | --- | --- | --- | --- | --- | 0 | --- | 0 | 0 | --- | --- | --- | --- | 30.085 | 0 | 0 | --- | --- | 68.2 | 16 | 20.2 | 62.9 | 0 | 1 | 0 | 10 |
| 2/3/2019 | 9:20 AM | --- | --- | --- | --- | --- | 0 | --- | 0 | 0 | --- | --- | --- | --- | 30.074 | 0 | 0 | --- | --- | 68.4 | 17 | 21.8 | 63.3 | 0 | 1 | 0 | 10 |
| 2/3/2019 | 9:30 AM | --- | --- | --- | --- | --- | 0 | --- | 0 | 0 | --- | --- | --- | --- | 30.069 | 0 | 0 | --- | --- | 68.9 | 16 | 20.8 | 63.8 | 0 | 1 | 0 | 10 |
| 2/3/2019 | 9:40 AM | --- | --- | --- | --- | --- | 0 | --- | 0 | 0 | --- | --- | --- | --- | 30.066 | 0 | 0 | --- | --- | 68.4 | 16 | 20.4 | 63.2 | 0 | 1 | 0 | 10 |
| 2/3/2019 | 9:50 AM | --- | --- | --- | --- | --- | 0 | --- | 0 | 0 | --- | --- | --- | --- | 30.063 | 0 | 0 | --- | --- | 68.6 | 16 | 20.6 | 63.4 | 0 | 1 | 0 | 10 |
| 2/3/2019 | 10:00 AM | --- | --- | --- | --- | --- | 0 | --- | 0 | 0 | --- | --- | --- | --- | 30.064 | 0 | 0 | --- | --- | 68.8 | 17 | 22.2 | 63.8 | 0 | 1 | 0 | 10 |
| 2/3/2019 | 10:10 AM | --- | --- | --- | --- | --- | 0 | --- | 0 | 0 | --- | --- | --- | --- | 30.054 | 0 | 0 | --- | --- | 68.9 | 16 | 20.8 | 63.8 | 0 | 1 | 0 | 10 |
| 2/3/2019 | 10:20 AM | --- | --- | --- | --- | --- | 0 | --- | 0 | 0 | --- | --- | --- | --- | 30.044 | 0 | 0 | --- | --- | 68.9 | 16 | 20.8 | 63.8 | 0 | 1 | 0 | 10 |
| 2/3/2019 | 10:30 AM | --- | --- | --- | --- | --- | 0 | --- | 0 | 0 | --- | --- | --- | --- | 30.028 | 0 | 0 | --- | --- | 69.1 | 16 | 21 | 64 | 0 | 1 | 0 | 10 |
| 2/3/2019 | 10:40 AM | --- | --- | --- | --- | --- | 0 | --- | 0 | 0 | --- | --- | --- | --- | 30.023 | 0 | 0 | --- | --- | 69.4 | 16 | 21.2 | 64.4 | 0 | 1 | 0 | 10 |
| 2/3/2019 | 10:50 AM | --- | --- | --- | --- | --- | 0 | --- | 0 | 0 | --- | --- | --- | --- | 30.014 | 0 | 0 | --- | --- | 69.4 | 17 | 22.7 | 64.5 | 0 | 1 | 0 | 10 |
| 2/3/2019 | 11:00 AM | --- | --- | --- | --- | --- | 0 | --- | 0 | 0 | --- | --- | --- | --- | 30.013 | 0 | 0 | --- | --- | 69.6 | 17 | 22.8 | 64.7 | 0 | 1 | 0 | 10 |
| 2/3/2019 | 11:10 AM | --- | --- | --- | --- | --- | 0 | --- | 0 | 0 | --- | --- | --- | --- | 30.006 | 0 | 0 | --- | --- | 69.6 | 17 | 22.8 | 64.7 | 0 | 1 | 0 | 10 |
| 2/3/2019 | 11:20 AM | --- | --- | --- | --- | --- | 0 | --- | 0 | 0 | --- | --- | --- | --- | 29.998 | 0 | 0 | --- | --- | 69.8 | 17 | 23 | 65 | 0 | 1 | 0 | 10 |
| 2/3/2019 | 11:30 AM | --- | --- | --- | --- | --- | 0 | --- | 0 | 0 | --- | --- | --- | --- | 29.993 | 0 | 0 | --- | --- | 70 | 17 | 23.1 | 65.2 | 0 | 1 | 0 | 10 |
| 2/3/2019 | 11:40 AM | --- | --- | --- | --- | --- | 0 | --- | 0 | 0 | --- | --- | --- | --- | 29.992 | 0 | 0 | --- | --- | 69.8 | 18 | 24.3 | 65.1 | 0 | 1 | 0 | 10 |
| 2/3/2019 | 11:50 AM | --- | --- | --- | --- | --- | 0 | --- | 0 | 0 | --- | --- | --- | --- | 29.984 | 0 | 0 | --- | --- | 69.6 | 18 | 24.2 | 64.8 | 0 | 1 | 0 | 10 |
| 2/3/2019 | 12:00 PM | --- | --- | --- | --- | --- | 0 | --- | 0 | 0 | --- | --- | --- | --- | 29.977 | 0 | 0 | --- | --- | 69.4 | 18 | 24 | 64.6 | 0 | 1 | 0 | 10 |
| 2/3/2019 | 12:10 PM | --- | --- | --- | --- | --- | 0 | --- | 0 | 0 | --- | --- | --- | --- | 29.974 | 0 | 0 | --- | --- | 69.4 | 18 | 24 | 64.6 | 0 | 1 | 0 | 10 |
| 2/3/2019 | 12:20 PM | --- | --- | --- | --- | --- | 0 | --- | 0 | 0 | --- | --- | --- | --- | 29.968 | 0 | 0 | --- | --- | 69.8 | 18 | 24.3 | 65.1 | 0 | 1 | 0 | 10 |
| 2/3/2019 | 12:30 PM | --- | --- | --- | --- | --- | 0 | --- | 0 | 0 | --- | --- | --- | --- | 29.96 | 0 | 0 | --- | --- | 69.8 | 18 | 24.3 | 65.1 | 0 | 1 | 0 | 10 |
| 2/3/2019 | 12:40 PM | --- | --- | --- | --- | --- | 0 | --- | 0 | 0 | --- | --- | --- | --- | 29.956 | 0 | 0 | --- | --- | 70 | 18 | 24.5 | 65.3 | 0 | 1 | 0 | 10 |
| 2/3/2019 | 12:50 PM | --- | --- | --- | --- | --- | 0 | --- | 0 | 0 | --- | --- | --- | --- | 29.95 | 0 | 0 | --- | --- | 70 | 18 | 24.5 | 65.3 | 0 | 1 | 0 | 10 |
| 2/3/2019 | 1:00 PM | --- | --- | --- | --- | --- | 0 | --- | 0 | 0 | --- | --- | --- | --- | 29.947 | 0 | 0 | --- | --- | 70 | 18 | 24.5 | 65.3 | 0 | 1 | 0 | 10 |
| 2/3/2019 | 1:10 PM | --- | --- | --- | --- | --- | 0 | --- | 0 | 0 | --- | --- | --- | --- | 29.947 | 0 | 0 | --- | --- | 70.1 | 18 | 24.6 | 65.4 | 0 | 1 | 0 | 10 |
| 2/3/2019 | 1:20 PM | --- | --- | --- | --- | --- | 0 | --- | 0 | 0 | --- | --- | --- | --- | 29.945 | 0 | 0 | --- | --- | 70 | 18 | 24.5 | 65.3 | 0 | 1 | 0 | 10 |
| 2/3/2019 | 1:30 PM | --- | --- | --- | --- | --- | 0 | --- | 0 | 0 | --- | --- | --- | --- | 29.935 | 0 | 0 | --- | --- | 70 | 18 | 24.5 | 65.3 | 0 | 1 | 0 | 10 |
| 2/3/2019 | 1:40 PM | --- | --- | --- | --- | --- | 0 | --- | 0 | 0 | --- | --- | --- | --- | 29.939 | 0 | 0 | --- | --- | 69.8 | 18 | 24.3 | 65.1 | 0 | 1 | 0 | 10 |
| 2/3/2019 | 1:50 PM | --- | --- | --- | --- | --- | 0 | --- | 0 | 0 | --- | --- | --- | --- | 29.936 | 0 | 0 | --- | --- | 69.8 | 18 | 24.3 | 65.1 | 0 | 1 | 0 | 10 |
| 2/3/2019 | 2:00 PM | --- | --- | --- | --- | --- | 0 | --- | 0 | 0 | --- | --- | --- | --- | 29.931 | 0 | 0 | --- | --- | 69.8 | 18 | 24.3 | 65.1 | 0 | 1 | 0 | 10 |
| 2/3/2019 | 2:10 PM | --- | --- | --- | --- | --- | 0 | --- | 0 | 0 | --- | --- | --- | --- | 29.925 | 0 | 0 | --- | --- | 69.8 | 18 | 24.3 | 65.1 | 0 | 1 | 0 | 10 |
| 2/3/2019 | 2:20 PM | --- | --- | --- | --- | --- | 0 | --- | 0 | 0 | --- | --- | --- | --- | 29.917 | 0 | 0 | --- | --- | 70.1 | 18 | 24.6 | 65.4 | 0 | 1 | 0 | 10 |
| 2/3/2019 | 2:30 PM | --- | --- | --- | --- | --- | 0 | --- | 0 | 0 | --- | --- | --- | --- | 29.915 | 0 | 0 | --- | --- | 70 | 18 | 24.5 | 65.3 | 0 | 1 | 0 | 10 |
| 2/3/2019 | 2:40 PM | --- | --- | --- | --- | --- | 0 | --- | 0 | 0 | --- | --- | --- | --- | 29.914 | 0 | 0 | --- | --- | 70 | 19 | 25.8 | 65.4 | 0 | 1 | 0 | 10 |
| 2/3/2019 | 2:50 PM | --- | --- | --- | --- | --- | 0 | --- | 0 | 0 | --- | --- | --- | --- | 29.91 | 0 | 0 | --- | --- | 70 | 18 | 24.5 | 65.3 | 0 | 1 | 0 | 10 |

## On-Site Meteorological Data

| Date | Time | Temp Out | Hi Temp | Low Temp | Out Hum | Dew Pt. | Wind Speed | Wind Dir | Wind Run | Hi Speed | Hi Dir | Wind Chill | Heat Index | THW Index | Bar | Rain | Rain Rate | Heat D-D | Cool D-D | In Temp | In Hum | In Dew | In Heat | Wind Samp | Wind Tx | ISS Recept | Arc. Int. |
|---|---|---|---|---|---|---|---|---|---|---|---|---|---|---|---|---|---|---|---|---|---|---|---|---|---|---|---|
| 2/3/2019 | 3:00 PM | --- | --- | --- | --- | --- | 0 | --- | 0 | 0 | --- | --- | --- | --- | 29.913 | 0 | 0 | --- | --- | 69.8 | 19 | 25.6 | 65.2 | 0 | 1 | 0 | 10 |
| 2/3/2019 | 3:10 PM | --- | --- | --- | 71 | --- | 10 | S | 1.67 | 12 | S | --- | --- | --- | 29.914 | 0 | 0 | --- | --- | 70 | 19 | 25.8 | 65.4 | 4 | 1 | 1.8 | 10 |
| 2/3/2019 | 3:20 PM | 54.5 | 54.5 | 54.2 | 71 | 45.3 | 10 | S | 1.67 | 16 | S | 50.6 | 53.8 | 49.9 | 29.92 | 0 | 0 | 0.073 | 0 | 69.8 | 19 | 25.6 | 65.2 | 34 | 1 | 14.9 | 10 |
| 2/3/2019 | 3:30 PM | 54.7 | 54.7 | 54.6 | 70 | 45.1 | 11 | S | 1.83 | 16 | S | 50.2 | 53.9 | 49.4 | 29.921 | 0 | 0 | 0.072 | 0 | 69.8 | 19 | 25.6 | 65.2 | 24 | 1 | 10.5 | 10 |
| 2/3/2019 | 3:40 PM | 54.8 | 54.8 | 54.7 | 70 | 45.2 | 11 | S | 1.83 | 21 | S | 50.4 | 54 | 49.6 | 29.922 | 0 | 0 | 0.071 | 0 | 69.8 | 19 | 25.6 | 65.2 | 40 | 1 | 17.5 | 10 |
| 2/3/2019 | 3:50 PM | 54.9 | 54.9 | 54.8 | 69 | 44.9 | 12 | S | 2 | 19 | S | 49.9 | 54.1 | 49.1 | 29.924 | 0 | 0 | 0.07 | 0 | 69.6 | 19 | 25.5 | 64.9 | 53 | 1 | 23.2 | 10 |
| 2/3/2019 | 4:00 PM | 54.8 | 54.9 | 54.8 | 69 | 44.8 | 10 | S | 1.67 | 14 | S | 50.9 | 54 | 50.1 | 29.924 | 0 | 0 | 0.071 | 0 | 69.6 | 19 | 25.5 | 64.9 | 48 | 1 | 21.1 | 10 |
| 2/3/2019 | 4:10 PM | 54.7 | 54.8 | 54.7 | 69 | 44.7 | 8 | S | 1.33 | 11 | S | 52.1 | 53.9 | 51.3 | 29.922 | 0 | 0 | 0.072 | 0 | 69.4 | 19 | 25.3 | 64.7 | 47 | 1 | 20.6 | 10 |
| 2/3/2019 | 4:20 PM | 54.6 | 54.7 | 54.6 | 69 | 44.6 | 7 | S | 1.17 | 9 | S | 52.7 | 53.8 | 51.9 | 29.923 | 0 | 0 | 0.072 | 0 | 69.8 | 19 | 25.6 | 65.2 | 28 | 1 | 12.3 | 10 |
| 2/3/2019 | 4:30 PM | --- | --- | --- | --- | --- | 0 | --- | 0 | 0 | --- | --- | --- | --- | 29.919 | 0 | 0 | --- | --- | 70.1 | 19 | 25.9 | 65.5 | 0 | 1 | 0 | 10 |
| 2/3/2019 | 4:40 PM | --- | --- | --- | --- | --- | 0 | --- | 0 | 0 | --- | --- | --- | --- | 29.922 | 0 | 0 | --- | --- | 69.8 | 19 | 25.6 | 65.2 | 0 | 1 | 0 | 10 |
| 2/3/2019 | 4:50 PM | --- | --- | --- | --- | --- | 0 | --- | 0 | 0 | --- | --- | --- | --- | 29.925 | 0 | 0 | --- | --- | 69.8 | 19 | 25.6 | 65.2 | 0 | 1 | 0 | 10 |
| 2/3/2019 | 5:00 PM | --- | --- | --- | --- | --- | 0 | --- | 0 | 0 | --- | --- | --- | --- | 29.929 | 0 | 0 | --- | --- | 69.6 | 19 | 25.5 | 64.9 | 0 | 1 | 0 | 10 |
| 2/3/2019 | 5:10 PM | --- | --- | --- | --- | --- | 0 | --- | 0 | 0 | --- | --- | --- | --- | 29.929 | 0 | 0 | --- | --- | 69.6 | 19 | 25.5 | 64.9 | 0 | 1 | 0 | 10 |
| 2/3/2019 | 5:20 PM | --- | --- | --- | --- | --- | 0 | --- | 0 | 0 | --- | --- | --- | --- | 29.928 | 0 | 0 | --- | --- | 69.8 | 19 | 25.6 | 65.2 | 0 | 1 | 0 | 10 |
| 2/3/2019 | 5:30 PM | --- | --- | --- | --- | --- | 0 | --- | 0 | 0 | --- | --- | --- | --- | 29.931 | 0 | 0 | --- | --- | 69.6 | 19 | 25.5 | 64.9 | 0 | 1 | 0 | 10 |
| 2/3/2019 | 5:40 PM | --- | --- | --- | --- | --- | 0 | --- | 0 | 0 | --- | --- | --- | --- | 29.933 | 0 | 0 | --- | --- | 69.6 | 19 | 25.5 | 64.9 | 0 | 1 | 0 | 10 |
| 2/3/2019 | 5:50 PM | --- | --- | --- | --- | --- | 0 | --- | 0 | 0 | --- | --- | --- | --- | 29.931 | 0 | 0 | --- | --- | 69.4 | 19 | 25.3 | 64.7 | 0 | 1 | 0 | 10 |
| 2/3/2019 | 6:00 PM | --- | --- | --- | --- | --- | 0 | --- | 0 | 0 | --- | --- | --- | --- | 29.931 | 0 | 0 | --- | --- | 69.4 | 19 | 25.3 | 64.7 | 0 | 1 | 0 | 10 |
| 2/3/2019 | 6:10 PM | --- | --- | --- | --- | --- | 9 | SSW | 1.5 | 9 | SSW | --- | --- | --- | 29.931 | 0 | 0 | --- | --- | 69.4 | 19 | 25.3 | 64.7 | 1 | 1 | 0.4 | 10 |
| 2/3/2019 | 6:20 PM | --- | --- | --- | 68 | --- | 12 | SSW | 2 | 13 | SSW | --- | --- | --- | 29.927 | 0 | 0 | --- | --- | 70.5 | 19 | 26.2 | 66.1 | 2 | 1 | 0.9 | 10 |
| 2/3/2019 | 6:30 PM | --- | --- | --- | --- | --- | 0 | --- | 0 | 0 | --- | --- | --- | --- | 29.928 | 0 | 0 | --- | --- | 69.6 | 19 | 25.5 | 64.9 | 0 | 1 | 0 | 10 |
| 2/3/2019 | 6:40 PM | --- | --- | --- | 67 | --- | 18 | SSW | 3 | 22 | S | --- | --- | --- | 29.929 | 0 | 0 | --- | --- | 69.4 | 19 | 25.3 | 64.7 | 12 | 1 | 5.3 | 10 |
| 2/3/2019 | 6:50 PM | 55.3 | 55.3 | 55.2 | 66 | 44.1 | 16 | SSW | 2.67 | 21 | SSW | 48.9 | 54.3 | 47.9 | 29.933 | 0 | 0 | 0.067 | 0 | 69.1 | 20 | 26.3 | 64.4 | 47 | 1 | 20.6 | 10 |
| 2/3/2019 | 7:00 PM | 55.1 | 55.3 | 55.1 | 66 | 43.9 | 14 | SSW | 2.33 | 19 | SSW | 49.3 | 54.1 | 48.3 | 29.932 | 0 | 0 | 0.069 | 0 | 68.8 | 20 | 26.1 | 64.1 | 38 | 1 | 16.7 | 10 |
| 2/3/2019 | 7:10 PM | 54.9 | 55.1 | 54.9 | 67 | 44.1 | 13 | SSW | 2.17 | 18 | SSW | 49.5 | 54 | 48.6 | 29.932 | 0 | 0 | 0.07 | 0 | 68.6 | 20 | 25.9 | 63.8 | 45 | 1 | 19.7 | 10 |
| 2/3/2019 | 7:20 PM | 54.8 | 54.9 | 54.8 | 67 | 44 | 14 | SSW | 2.33 | 19 | S | 49 | 53.9 | 48.1 | 29.931 | 0 | 0 | 0.071 | 0 | 68.6 | 20 | 25.9 | 63.8 | 35 | 1 | 15.4 | 10 |
| 2/3/2019 | 7:30 PM | --- | --- | --- | --- | --- | 0 | --- | 0 | 0 | --- | --- | --- | --- | 29.932 | 0 | 0 | --- | --- | 69.6 | 19 | 25.5 | 64.9 | 0 | 1 | 0 | 10 |
| 2/3/2019 | 7:40 PM | --- | --- | --- | --- | --- | 0 | --- | 0 | 0 | --- | --- | --- | --- | 29.935 | 0 | 0 | --- | --- | 68.8 | 20 | 26.1 | 64.1 | 0 | 1 | 0 | 10 |
| 2/3/2019 | 7:50 PM | --- | --- | --- | --- | --- | 0 | --- | 0 | 0 | --- | --- | --- | --- | 29.937 | 0 | 0 | --- | --- | 68.8 | 20 | 26.1 | 64.1 | 0 | 1 | 0 | 10 |
| 2/3/2019 | 8:00 PM | --- | --- | --- | --- | --- | 0 | --- | 0 | 0 | --- | --- | --- | --- | 29.934 | 0 | 0 | --- | --- | 68.4 | 20 | 25.7 | 63.6 | 0 | 1 | 0 | 10 |
| 2/3/2019 | 8:10 PM | 54.1 | 54.2 | 54.1 | 67 | 43.4 | 12 | SSW | 2 | 19 | S | 49 | 53.2 | 48.1 | 29.938 | 0 | 0 | 0.076 | 0 | 68.4 | 20 | 25.7 | 63.6 | 27 | 1 | 11.8 | 10 |
| 2/3/2019 | 8:20 PM | 53.7 | 54.1 | 53.7 | 69 | 43.8 | 14 | SSW | 2.33 | 25 | S | 47.7 | 52.9 | 46.9 | 29.94 | 0 | 0 | 0.078 | 0 | 68.2 | 20 | 25.6 | 63.3 | 43 | 1 | 18.9 | 10 |
| 2/3/2019 | 8:30 PM | 53.8 | 53.9 | 53.8 | 68 | 43.5 | 16 | SSW | 2.67 | 23 | S | 47.2 | 53 | 46.4 | 29.937 | 0 | 0 | 0.078 | 0 | 68.1 | 20 | 25.5 | 63.2 | 46 | 1 | 20.2 | 10 |
| 2/3/2019 | 8:40 PM | 53.7 | 53.8 | 53.7 | 69 | 43.8 | 16 | SSW | 2.67 | 23 | SSW | 47.1 | 52.9 | 46.3 | 29.941 | 0 | 0 | 0.078 | 0 | 68.1 | 20 | 25.5 | 63.2 | 42 | 1 | 18.4 | 10 |
| 2/3/2019 | 8:50 PM | 53.8 | 53.8 | 53.8 | 69 | 43.9 | 16 | SSW | 2.67 | 24 | SSW | 47.2 | 53 | 46.4 | 29.944 | 0 | 0 | 0.078 | 0 | 67.9 | 20 | 25.3 | 63 | 45 | 1 | 19.7 | 10 |
| 2/3/2019 | 9:00 PM | 53.7 | 53.8 | 53.7 | 68 | 43.4 | 14 | SSW | 2.33 | 20 | SSW | 47.7 | 52.9 | 46.9 | 29.943 | 0 | 0 | 0.078 | 0 | 67.9 | 20 | 25.3 | 63 | 49 | 1 | 21.5 | 10 |
| 2/3/2019 | 9:10 PM | 53.6 | 53.7 | 53.6 | 69 | 43.7 | 15 | SSW | 2.5 | 20 | SSW | 47.3 | 52.8 | 46.5 | 29.944 | 0 | 0 | 0.079 | 0 | 67.7 | 20 | 25.1 | 62.7 | 42 | 1 | 18.4 | 10 |
| 2/3/2019 | 9:20 PM | 53.6 | 53.6 | 53.6 | 69 | 43.7 | 14 | SSW | 2.33 | 20 | SSW | 47.6 | 52.8 | 46.8 | 29.946 | 0 | 0 | 0.079 | 0 | 68.8 | 20 | 26.1 | 64.1 | 11 | 1 | 4.8 | 10 |
| 2/3/2019 | 9:30 PM | --- | --- | --- | --- | --- | 0 | --- | 0 | 0 | --- | --- | --- | --- | 29.947 | 0 | 0 | --- | --- | 68.2 | 20 | 25.6 | 63.3 | 0 | 1 | 0 | 10 |
| 2/3/2019 | 9:40 PM | --- | --- | --- | --- | --- | 0 | --- | 0 | 0 | --- | --- | --- | --- | 29.947 | 0 | 0 | --- | --- | 68.1 | 20 | 25.5 | 63.2 | 0 | 1 | 0 | 10 |
| 2/3/2019 | 9:50 PM | --- | --- | --- | --- | --- | 0 | --- | 0 | 0 | --- | --- | --- | --- | 29.947 | 0 | 0 | --- | --- | 68.1 | 20 | 25.5 | 63.2 | 0 | 1 | 0 | 10 |
| 2/3/2019 | 10:00 PM | --- | --- | --- | --- | --- | 0 | --- | 0 | 0 | --- | --- | --- | --- | 29.947 | 0 | 0 | --- | --- | 68.1 | 20 | 25.5 | 63.2 | 0 | 1 | 0 | 10 |
| 2/3/2019 | 10:10 PM | --- | --- | --- | --- | --- | 0 | --- | 0 | 0 | --- | --- | --- | --- | 29.953 | 0 | 0 | --- | --- | 67.9 | 20 | 25.3 | 63 | 0 | 1 | 0 | 10 |
| 2/3/2019 | 10:20 PM | --- | --- | --- | --- | --- | 0 | --- | 0 | 0 | --- | --- | --- | --- | 29.953 | 0 | 0 | --- | --- | 67.9 | 20 | 25.3 | 63 | 0 | 1 | 0 | 10 |
| 2/3/2019 | 10:30 PM | --- | --- | --- | --- | --- | 0 | --- | 0 | 0 | --- | --- | --- | --- | 29.955 | 0 | 0 | --- | --- | 67.9 | 20 | 25.3 | 63 | 0 | 1 | 0 | 10 |
| 2/3/2019 | 10:40 PM | --- | --- | --- | --- | --- | 0 | --- | 0 | 0 | --- | --- | --- | --- | 29.956 | 0 | 0 | --- | --- | 67.9 | 20 | 25.3 | 63 | 0 | 1 | 0 | 10 |
| 2/3/2019 | 10:50 PM | --- | --- | --- | --- | --- | 0 | --- | 0 | 0 | --- | --- | --- | --- | 29.956 | 0 | 0 | --- | --- | 68.1 | 20 | 25.5 | 63.2 | 0 | 1 | 0 | 10 |
| 2/3/2019 | 11:00 PM | --- | --- | --- | --- | --- | 0 | --- | 0 | 0 | --- | --- | --- | --- | 29.959 | 0 | 0 | --- | --- | 67.9 | 20 | 25.3 | 63 | 0 | 1 | 0 | 10 |
| 2/3/2019 | 11:10 PM | --- | --- | --- | --- | --- | 0 | --- | 0 | 0 | --- | --- | --- | --- | 29.962 | 0 | 0 | --- | --- | 67.9 | 20 | 25.3 | 63 | 0 | 1 | 0 | 10 |
| 2/3/2019 | 11:20 PM | --- | --- | --- | --- | --- | 0 | --- | 0 | 0 | --- | --- | --- | --- | 29.959 | 0 | 0 | --- | --- | 67.9 | 21 | 26.5 | 63.1 | 0 | 1 | 0 | 10 |
| 2/3/2019 | 11:30 PM | --- | --- | --- | --- | --- | 23 | SSW | 3.83 | 23 | SSW | --- | --- | --- | 29.957 | 0 | 0 | --- | --- | 68.9 | 20 | 26.1 | 64.2 | 1 | 1 | 0.4 | 10 |
| 2/3/2019 | 11:40 PM | --- | --- | --- | --- | --- | 0 | --- | 0 | 0 | --- | --- | --- | --- | 29.957 | 0 | 0 | --- | --- | 68.4 | 20 | 25.7 | 63.6 | 0 | 1 | 0 | 10 |
| 2/3/2019 | 11:50 PM | --- | --- | --- | --- | --- | 0 | --- | 0 | 0 | --- | --- | --- | --- | 29.962 | 0 | 0 | --- | --- | 68.4 | 20 | 25.7 | 63.6 | 0 | 1 | 0 | 10 |
| 2/4/2019 | 12:00 AM | --- | --- | --- | --- | --- | 0 | --- | 0 | 0 | --- | --- | --- | --- | 29.964 | 0 | 0 | --- | --- | 68.1 | 21 | 26.7 | 63.4 | 0 | 1 | 0 | 10 |
| 2/4/2019 | 12:10 AM | --- | --- | --- | --- | --- | 0 | --- | 0 | 0 | --- | --- | --- | --- | 29.965 | 0 | 0 | --- | --- | 68.1 | 21 | 26.7 | 63.4 | 0 | 1 | 0 | 10 |
| 2/4/2019 | 12:20 AM | --- | --- | --- | --- | --- | 0 | --- | 0 | 0 | --- | --- | --- | --- | 29.967 | 0 | 0 | --- | --- | 68.1 | 21 | 26.7 | 63.4 | 0 | 1 | 0 | 10 |
| 2/4/2019 | 12:30 AM | --- | --- | --- | --- | --- | 0 | --- | 0 | 0 | --- | --- | --- | --- | 29.97 | 0 | 0 | --- | --- | 68.1 | 21 | 26.7 | 63.4 | 0 | 1 | 0 | 10 |
| 2/4/2019 | 12:40 AM | --- | --- | --- | --- | --- | 0 | --- | 0 | 0 | --- | --- | --- | --- | 29.964 | 0 | 0 | --- | --- | 68.1 | 21 | 26.7 | 63.4 | 0 | 1 | 0 | 10 |
| 2/4/2019 | 12:50 AM | --- | --- | --- | --- | --- | 0 | --- | 0 | 0 | --- | --- | --- | --- | 29.964 | 0 | 0 | --- | --- | 68.1 | 21 | 26.7 | 63.4 | 0 | 1 | 0 | 10 |
| 2/4/2019 | 1:00 AM | --- | --- | --- | --- | --- | 0 | --- | 0 | 0 | --- | --- | --- | --- | 29.961 | 0 | 0 | --- | --- | 68.1 | 21 | 26.7 | 63.4 | 0 | 1 | 0 | 10 |
| 2/4/2019 | 1:10 AM | --- | --- | --- | --- | --- | 0 | --- | 0 | 0 | --- | --- | --- | --- | 29.961 | 0 | 0 | --- | --- | 67.9 | 21 | 26.5 | 63.1 | 0 | 1 | 0 | 10 |

## On-Site Meteorological Data

| Date | Time | Temp Out | Hi Temp | Low Temp | Out Hum | Dew Pt. | Wind Speed | Wind Dir | Wind Run | Hi Speed | Hi Dir | Wind Chill | Heat Index | THW Index | Bar | Rain | Rain Rate | Heat D-D | Cool D-D | In Temp | In Hum | In Dew | In Heat | Wind Samp | Wind Tx | ISS Recept | Arc. Int. |
|---|---|---|---|---|---|---|---|---|---|---|---|---|---|---|---|---|---|---|---|---|---|---|---|---|---|---|---|
| 2/4/2019 | 1:20 AM | --- | --- | --- | --- | --- | 0 | --- | 0 | 0 | --- | --- | --- | --- | 29.959 | 0 | 0 | --- | --- | 68.1 | 21 | 26.7 | 63.4 | 0 | 1 | 0 | 10 |
| 2/4/2019 | 1:30 AM | --- | --- | --- | --- | --- | 0 | --- | 0 | 0 | --- | --- | --- | --- | 29.964 | 0 | 0 | --- | --- | 68.1 | 21 | 26.7 | 63.4 | 0 | 1 | 0 | 10 |
| 2/4/2019 | 1:40 AM | --- | --- | --- | --- | --- | 0 | --- | 0 | 0 | --- | --- | --- | --- | 29.967 | 0 | 0 | --- | --- | 68.1 | 21 | 26.7 | 63.4 | 0 | 1 | 0 | 10 |
| 2/4/2019 | 1:50 AM | --- | --- | --- | --- | --- | 0 | --- | 0 | 0 | --- | --- | --- | --- | 29.969 | 0 | 0 | --- | --- | 68.2 | 21 | 26.7 | 63.5 | 0 | 1 | 0 | 10 |
| 2/4/2019 | 2:00 AM | --- | --- | --- | --- | --- | 0 | --- | 0 | 0 | --- | --- | --- | --- | 29.971 | 0 | 0 | --- | --- | 67.9 | 21 | 26.5 | 63.1 | 0 | 1 | 0 | 10 |
| 2/4/2019 | 2:10 AM | --- | --- | --- | --- | --- | 0 | --- | 0 | 0 | --- | --- | --- | --- | 29.977 | 0 | 0 | --- | --- | 68.1 | 21 | 26.7 | 63.4 | 0 | 1 | 0 | 10 |
| 2/4/2019 | 2:20 AM | --- | --- | --- | --- | --- | 0 | --- | 0 | 0 | --- | --- | --- | --- | 29.978 | 0 | 0 | --- | --- | 67.9 | 21 | 26.5 | 63.1 | 0 | 1 | 0 | 10 |
| 2/4/2019 | 2:30 AM | --- | --- | --- | --- | --- | 0 | --- | 0 | 0 | --- | --- | --- | --- | 29.979 | 0 | 0 | --- | --- | 68.1 | 21 | 26.7 | 63.4 | 0 | 1 | 0 | 10 |
| 2/4/2019 | 2:40 AM | --- | --- | --- | --- | --- | 0 | --- | 0 | 0 | --- | --- | --- | --- | 29.98 | 0 | 0 | --- | --- | 68.4 | 21 | 26.9 | 63.7 | 0 | 1 | 0 | 10 |
| 2/4/2019 | 2:50 AM | --- | --- | --- | --- | --- | 0 | --- | 0 | 0 | --- | --- | --- | --- | 29.979 | 0 | 0 | --- | --- | 68.1 | 21 | 26.7 | 63.4 | 0 | 1 | 0 | 10 |
| 2/4/2019 | 3:00 AM | --- | --- | --- | --- | --- | 0 | --- | 0 | 0 | --- | --- | --- | --- | 29.979 | 0 | 0 | --- | --- | 68.1 | 21 | 26.7 | 63.4 | 0 | 1 | 0 | 10 |
| 2/4/2019 | 3:10 AM | --- | --- | --- | --- | --- | 0 | --- | 0 | 0 | --- | --- | --- | --- | 29.977 | 0 | 0 | --- | --- | 67.9 | 21 | 26.5 | 63.1 | 0 | 1 | 0 | 10 |
| 2/4/2019 | 3:20 AM | --- | --- | --- | --- | --- | 0 | --- | 0 | 0 | --- | --- | --- | --- | 29.974 | 0 | 0 | --- | --- | 68.1 | 21 | 26.7 | 63.4 | 0 | 1 | 0 | 10 |
| 2/4/2019 | 3:30 AM | --- | --- | --- | --- | --- | 0 | --- | 0 | 0 | --- | --- | --- | --- | 29.977 | 0 | 0 | --- | --- | 68.2 | 21 | 26.7 | 63.5 | 0 | 1 | 0 | 10 |
| 2/4/2019 | 3:40 AM | --- | --- | --- | --- | --- | 0 | --- | 0 | 0 | --- | --- | --- | --- | 29.979 | 0 | 0 | --- | --- | 67.9 | 21 | 26.5 | 63.1 | 0 | 1 | 0 | 10 |
| 2/4/2019 | 3:50 AM | --- | --- | --- | --- | --- | 0 | --- | 0 | 0 | --- | --- | --- | --- | 29.976 | 0 | 0 | --- | --- | 68.1 | 21 | 26.7 | 63.4 | 0 | 1 | 0 | 10 |
| 2/4/2019 | 4:00 AM | --- | --- | --- | --- | --- | 0 | --- | 0 | 0 | --- | --- | --- | --- | 29.976 | 0 | 0 | --- | --- | 67.9 | 21 | 26.5 | 63.1 | 0 | 1 | 0 | 10 |
| 2/4/2019 | 4:10 AM | --- | --- | --- | --- | --- | 0 | --- | 0 | 0 | --- | --- | --- | --- | 29.975 | 0 | 0 | --- | --- | 68.1 | 21 | 26.7 | 63.4 | 0 | 1 | 0 | 10 |
| 2/4/2019 | 4:20 AM | --- | --- | --- | --- | --- | 0 | --- | 0 | 0 | --- | --- | --- | --- | 29.974 | 0 | 0 | --- | --- | 67.9 | 21 | 26.5 | 63.1 | 0 | 1 | 0 | 10 |
| 2/4/2019 | 4:30 AM | --- | --- | --- | --- | --- | 0 | --- | 0 | 0 | --- | --- | --- | --- | 29.976 | 0 | 0 | --- | --- | 67.9 | 21 | 26.5 | 63.1 | 0 | 1 | 0 | 10 |
| 2/4/2019 | 4:40 AM | --- | --- | --- | --- | --- | 0 | --- | 0 | 0 | --- | --- | --- | --- | 29.975 | 0 | 0 | --- | --- | 68.2 | 21 | 26.7 | 63.5 | 0 | 1 | 0 | 10 |
| 2/4/2019 | 4:50 AM | --- | --- | --- | --- | --- | 0 | --- | 0 | 0 | --- | --- | --- | --- | 29.975 | 0 | 0 | --- | --- | 67.9 | 21 | 26.5 | 63.1 | 0 | 1 | 0 | 10 |
| 2/4/2019 | 5:00 AM | --- | --- | --- | --- | --- | 0 | --- | 0 | 0 | --- | --- | --- | --- | 29.981 | 0 | 0 | --- | --- | 67.9 | 21 | 26.5 | 63.1 | 0 | 1 | 0 | 10 |
| 2/4/2019 | 5:10 AM | --- | --- | --- | --- | --- | 0 | --- | 0 | 0 | --- | --- | --- | --- | 29.985 | 0 | 0 | --- | --- | 67.9 | 21 | 26.5 | 63.1 | 0 | 1 | 0 | 10 |
| 2/4/2019 | 5:20 AM | --- | --- | --- | --- | --- | 0 | --- | 0 | 0 | --- | --- | --- | --- | 29.988 | 0 | 0 | --- | --- | 68.1 | 21 | 26.7 | 63.4 | 0 | 1 | 0 | 10 |
| 2/4/2019 | 5:30 AM | --- | --- | --- | --- | --- | 0 | --- | 0 | 0 | --- | --- | --- | --- | 29.986 | 0 | 0 | --- | --- | 68.8 | 21 | 27.2 | 64.2 | 0 | 1 | 0 | 10 |
| 2/4/2019 | 5:40 AM | --- | --- | --- | --- | --- | 0 | --- | 0 | 0 | --- | --- | --- | --- | 29.986 | 0 | 0 | --- | --- | 68.8 | 22 | 28.4 | 64.3 | 0 | 1 | 0 | 10 |
| 2/4/2019 | 5:50 AM | --- | --- | --- | --- | --- | 0 | --- | 0 | 0 | --- | --- | --- | --- | 29.99 | 0 | 0 | --- | --- | 69.1 | 22 | 28.6 | 64.6 | 0 | 1 | 0 | 10 |
| 2/4/2019 | 6:00 AM | --- | --- | --- | --- | --- | 0 | --- | 0 | 0 | --- | --- | --- | --- | 29.987 | 0 | 0 | --- | --- | 68.9 | 22 | 28.5 | 64.4 | 0 | 1 | 0 | 10 |
| 2/4/2019 | 6:10 AM | --- | --- | --- | --- | --- | 0 | --- | 0 | 0 | --- | --- | --- | --- | 29.991 | 0 | 0 | --- | --- | 69.3 | 22 | 28.8 | 64.8 | 0 | 1 | 0 | 10 |
| 2/4/2019 | 6:20 AM | --- | --- | --- | --- | --- | 0 | --- | 0 | 0 | --- | --- | --- | --- | 29.985 | 0 | 0 | --- | --- | 69.6 | 21 | 27.9 | 65.1 | 0 | 1 | 0 | 10 |
| 2/4/2019 | 6:30 AM | --- | --- | --- | --- | --- | 0 | --- | 0 | 0 | --- | --- | --- | --- | 29.986 | 0 | 0 | --- | --- | 69.6 | 22 | 29 | 65.2 | 0 | 1 | 0 | 10 |
| 2/4/2019 | 6:40 AM | --- | --- | --- | --- | --- | 0 | --- | 0 | 0 | --- | --- | --- | --- | 29.983 | 0 | 0 | --- | --- | 70 | 21 | 28.2 | 65.6 | 0 | 1 | 0 | 10 |
| 2/4/2019 | 6:50 AM | --- | --- | --- | --- | --- | 0 | --- | 0 | 0 | --- | --- | --- | --- | 29.987 | 0 | 0 | --- | --- | 69.8 | 21 | 28.1 | 65.3 | 0 | 1 | 0 | 10 |
| 2/4/2019 | 7:00 AM | --- | --- | --- | --- | --- | 0 | --- | 0 | 0 | --- | --- | --- | --- | 29.986 | 0 | 0 | --- | --- | 70 | 21 | 28.2 | 65.6 | 0 | 1 | 0 | 10 |
| 2/4/2019 | 7:10 AM | --- | --- | --- | --- | --- | 0 | --- | 0 | 0 | --- | --- | --- | --- | 29.991 | 0 | 0 | --- | --- | 69.8 | 21 | 28.1 | 65.3 | 0 | 1 | 0 | 10 |
| 2/4/2019 | 7:20 AM | --- | --- | --- | --- | --- | 0 | --- | 0 | 0 | --- | --- | --- | --- | 29.989 | 0 | 0 | --- | --- | 70.1 | 21 | 28.3 | 65.7 | 0 | 1 | 0 | 10 |
| 2/4/2019 | 7:30 AM | --- | --- | --- | --- | --- | 0 | --- | 0 | 0 | --- | --- | --- | --- | 29.993 | 0 | 0 | --- | --- | 70.3 | 21 | 28.5 | 66 | 0 | 1 | 0 | 10 |
| 2/4/2019 | 7:40 AM | --- | --- | --- | --- | --- | 0 | --- | 0 | 0 | --- | --- | --- | --- | 29.994 | 0 | 0 | --- | --- | 70.3 | 22 | 29.6 | 66.1 | 0 | 1 | 0 | 10 |
| 2/4/2019 | 7:50 AM | --- | --- | --- | --- | --- | 0 | --- | 0 | 0 | --- | --- | --- | --- | 29.999 | 0 | 0 | --- | --- | 70.5 | 22 | 29.8 | 66.3 | 0 | 1 | 0 | 10 |
| 2/4/2019 | 8:00 AM | --- | --- | --- | --- | --- | 0 | --- | 0 | 0 | --- | --- | --- | --- | 30.002 | 0 | 0 | --- | --- | 70.6 | 22 | 29.9 | 66.5 | 0 | 1 | 0 | 10 |
| 2/4/2019 | 8:10 AM | --- | --- | --- | --- | --- | 0 | --- | 0 | 0 | --- | --- | --- | --- | 30.006 | 0 | 0 | --- | --- | 70.8 | 22 | 30 | 66.7 | 0 | 1 | 0 | 10 |
| 2/4/2019 | 8:20 AM | --- | --- | --- | --- | --- | 0 | --- | 0 | 0 | --- | --- | --- | --- | 30.003 | 0 | 0 | --- | --- | 71.3 | 22 | 30.5 | 67.4 | 0 | 1 | 0 | 10 |
| 2/4/2019 | 8:30 AM | --- | --- | --- | --- | --- | 0 | --- | 0 | 0 | --- | --- | --- | --- | 30.003 | 0 | 0 | --- | --- | 71 | 22 | 30.2 | 67 | 0 | 1 | 0 | 10 |
| 2/4/2019 | 8:40 AM | --- | --- | --- | --- | --- | 0 | --- | 0 | 0 | --- | --- | --- | --- | 30.004 | 0 | 0 | --- | --- | 71.2 | 22 | 30.4 | 67.3 | 0 | 1 | 0 | 10 |
| 2/4/2019 | 8:50 AM | --- | --- | --- | --- | --- | 0 | --- | 0 | 0 | --- | --- | --- | --- | 30.003 | 0 | 0 | --- | --- | 71.2 | 22 | 30.4 | 67.3 | 0 | 1 | 0 | 10 |
| 2/4/2019 | 9:00 AM | --- | --- | --- | --- | --- | 0 | --- | 0 | 0 | --- | --- | --- | --- | 30 | 0 | 0 | --- | --- | 71.3 | 22 | 30.5 | 67.4 | 0 | 1 | 0 | 10 |
| 2/4/2019 | 9:10 AM | --- | --- | --- | --- | --- | 0 | --- | 0 | 0 | --- | --- | --- | --- | 30.001 | 0 | 0 | --- | --- | 71.7 | 21 | 29.7 | 67.8 | 0 | 1 | 0 | 10 |
| 2/4/2019 | 9:20 AM | --- | --- | --- | --- | --- | 0 | --- | 0 | 0 | --- | --- | --- | --- | 29.999 | 0 | 0 | --- | --- | 71.5 | 21 | 29.5 | 67.6 | 0 | 1 | 0 | 10 |
| 2/4/2019 | 9:30 AM | --- | --- | --- | --- | --- | 0 | --- | 0 | 0 | --- | --- | --- | --- | 30.002 | 0 | 0 | --- | --- | 71.9 | 22 | 31 | 68.2 | 0 | 1 | 0 | 10 |
| 2/4/2019 | 9:40 AM | --- | --- | --- | --- | --- | 0 | --- | 0 | 0 | --- | --- | --- | --- | 29.998 | 0 | 0 | --- | --- | 71.9 | 22 | 31 | 68.2 | 0 | 1 | 0 | 10 |
| 2/4/2019 | 9:50 AM | --- | --- | --- | --- | --- | 0 | --- | 0 | 0 | --- | --- | --- | --- | 29.997 | 0 | 0 | --- | --- | 72 | 22 | 31 | 68.3 | 0 | 1 | 0 | 10 |
| 2/4/2019 | 10:00 AM | --- | --- | --- | --- | --- | 0 | --- | 0 | 0 | --- | --- | --- | --- | 30.001 | 0 | 0 | --- | --- | 72 | 22 | 31 | 68.3 | 0 | 1 | 0 | 10 |
| 2/4/2019 | 10:10 AM | --- | --- | --- | --- | --- | 0 | --- | 0 | 0 | --- | --- | --- | --- | 30.001 | 0 | 0 | --- | --- | 72 | 22 | 31 | 68.3 | 0 | 1 | 0 | 10 |
| 2/4/2019 | 10:20 AM | --- | --- | --- | --- | --- | 0 | --- | 0 | 0 | --- | --- | --- | --- | 29.994 | 0 | 0 | --- | --- | 72.4 | 21 | 30.2 | 68.8 | 0 | 1 | 0 | 10 |
| 2/4/2019 | 10:30 AM | --- | --- | --- | --- | --- | 0 | --- | 0 | 0 | --- | --- | --- | --- | 29.998 | 0 | 0 | --- | --- | 72.2 | 22 | 31.2 | 68.6 | 0 | 1 | 0 | 10 |
| 2/4/2019 | 10:40 AM | --- | --- | --- | --- | --- | 0 | --- | 0 | 0 | --- | --- | --- | --- | 29.992 | 0 | 0 | --- | --- | 72.2 | 22 | 31.2 | 68.6 | 0 | 1 | 0 | 10 |
| 2/4/2019 | 10:50 AM | --- | --- | --- | --- | --- | 0 | --- | 0 | 0 | --- | --- | --- | --- | 29.992 | 0 | 0 | --- | --- | 72.2 | 22 | 31.2 | 68.6 | 0 | 1 | 0 | 10 |
| 2/4/2019 | 11:00 AM | --- | --- | --- | --- | --- | 0 | --- | 0 | 0 | --- | --- | --- | --- | 29.988 | 0 | 0 | --- | --- | 72.2 | 22 | 31.2 | 68.6 | 0 | 1 | 0 | 10 |
| 2/4/2019 | 11:10 AM | --- | --- | --- | --- | --- | 0 | --- | 0 | 0 | --- | --- | --- | --- | 29.988 | 0 | 0 | --- | --- | 72.6 | 22 | 31.5 | 69.3 | 0 | 1 | 0 | 10 |
| 2/4/2019 | 11:20 AM | --- | --- | --- | --- | --- | 0 | --- | 0 | 0 | --- | --- | --- | --- | 29.99 | 0 | 0 | --- | --- | 72.2 | 22 | 31.2 | 68.6 | 0 | 1 | 0 | 10 |
| 2/4/2019 | 11:30 AM | --- | --- | --- | --- | --- | 0 | --- | 0 | 0 | --- | --- | --- | --- | 29.985 | 0 | 0 | --- | --- | 72.2 | 22 | 31.2 | 68.6 | 0 | 1 | 0 | 10 |

**On-Site Meteorological Data**

| Date | Time | Temp Out | Hi Temp | Low Temp | Out Hum | Dew Pt. | Wind Speed | Wind Dir | Wind Run | Hi Speed | Hi Dir | Wind Chill | Heat Index | THW Index | Bar | Rain | Rain Rate | Heat D-D | Cool D-D | In Temp | In Hum | In Dew | In Heat | Wind Samp | Wind Tx | ISS Recept | Arc. Int. |
|---|---|---|---|---|---|---|---|---|---|---|---|---|---|---|---|---|---|---|---|---|---|---|---|---|---|---|---|
| 2/4/2019 | 11:40 AM | --- | --- | --- | --- | --- | 0 | --- | 0 | 0 | --- | --- | --- | --- | 29.977 | 0 | 0 | --- | --- | 72 | 22 | 31 | 68.3 | 0 | 1 | 0 | 10 |
| 2/4/2019 | 11:50 AM | --- | --- | --- | --- | --- | 0 | --- | 0 | 0 | --- | --- | --- | --- | 29.975 | 0 | 0 | --- | --- | 72 | 22 | 31 | 68.3 | 0 | 1 | 0 | 10 |
| 2/4/2019 | 12:00 PM | --- | --- | --- | --- | --- | 0 | --- | 0 | 0 | --- | --- | --- | --- | 29.969 | 0 | 0 | --- | --- | 72.2 | 22 | 31.2 | 68.6 | 0 | 1 | 0 | 10 |
| 2/4/2019 | 12:10 PM | --- | --- | --- | --- | --- | 0 | --- | 0 | 0 | --- | --- | --- | --- | 29.962 | 0 | 0 | --- | --- | 72 | 22 | 31 | 68.3 | 0 | 1 | 0 | 10 |
| 2/4/2019 | 12:20 PM | --- | --- | --- | --- | --- | 0 | --- | 0 | 0 | --- | --- | --- | --- | 29.96 | 0 | 0 | --- | --- | 72.2 | 22 | 31.2 | 68.6 | 0 | 1 | 0 | 10 |
| 2/4/2019 | 12:30 PM | --- | --- | --- | --- | --- | 0 | --- | 0 | 0 | --- | --- | --- | --- | 29.959 | 0 | 0 | --- | --- | 71.9 | 22 | 31 | 68.2 | 0 | 1 | 0 | 10 |
| 2/4/2019 | 12:40 PM | --- | --- | --- | --- | --- | 0 | --- | 0 | 0 | --- | --- | --- | --- | 29.958 | 0 | 0 | --- | --- | 72 | 22 | 31 | 68.3 | 0 | 1 | 0 | 10 |
| 2/4/2019 | 12:50 PM | --- | --- | --- | --- | --- | 0 | --- | 0 | 0 | --- | --- | --- | --- | 29.951 | 0 | 0 | --- | --- | 71.9 | 23 | 32.1 | 68.3 | 0 | 1 | 0 | 10 |
| 2/4/2019 | 1:00 PM | --- | --- | --- | --- | --- | 0 | --- | 0 | 0 | --- | --- | --- | --- | 29.947 | 0 | 0 | --- | --- | 71.9 | 23 | 32.1 | 68.3 | 0 | 1 | 0 | 10 |
| 2/4/2019 | 1:10 PM | --- | --- | --- | --- | --- | 0 | --- | 0 | 0 | --- | --- | --- | --- | 29.937 | 0 | 0 | --- | --- | 72 | 23 | 32.1 | 68.4 | 0 | 1 | 0 | 10 |
| 2/4/2019 | 1:20 PM | --- | --- | --- | --- | --- | 0 | --- | 0 | 0 | --- | --- | --- | --- | 29.933 | 0 | 0 | --- | --- | 72 | 23 | 32.1 | 68.4 | 0 | 1 | 0 | 10 |
| 2/4/2019 | 1:30 PM | --- | --- | --- | --- | --- | 0 | --- | 0 | 0 | --- | --- | --- | --- | 29.929 | 0 | 0 | --- | --- | 72.2 | 23 | 32.3 | 68.7 | 0 | 1 | 0 | 10 |
| 2/4/2019 | 1:40 PM | --- | --- | --- | --- | --- | 0 | --- | 0 | 0 | --- | --- | --- | --- | 29.928 | 0 | 0 | --- | --- | 72.4 | 23 | 32.5 | 69 | 0 | 1 | 0 | 10 |
| 2/4/2019 | 1:50 PM | --- | --- | --- | --- | --- | 0 | --- | 0 | 0 | --- | --- | --- | --- | 29.926 | 0 | 0 | --- | --- | 72.6 | 23 | 32.7 | 69.4 | 0 | 1 | 0 | 10 |
| 2/4/2019 | 2:00 PM | --- | --- | --- | --- | --- | 0 | --- | 0 | 0 | --- | --- | --- | --- | 29.92 | 0 | 0 | --- | --- | 72.7 | 23 | 32.7 | 69.5 | 0 | 1 | 0 | 10 |
| 2/4/2019 | 2:10 PM | --- | --- | --- | --- | --- | 0 | --- | 0 | 0 | --- | --- | --- | --- | 29.917 | 0 | 0 | --- | --- | 72.6 | 24 | 33.7 | 69.5 | 0 | 1 | 0 | 10 |
| 2/4/2019 | 2:20 PM | --- | --- | --- | --- | --- | 0 | --- | 0 | 0 | --- | --- | --- | --- | 29.913 | 0 | 0 | --- | --- | 72.6 | 23 | 32.7 | 69.4 | 0 | 1 | 0 | 10 |
| 2/4/2019 | 2:30 PM | --- | --- | --- | --- | --- | 0 | --- | 0 | 0 | --- | --- | --- | --- | 29.908 | 0 | 0 | --- | --- | 72 | 23 | 32.1 | 68.4 | 0 | 1 | 0 | 10 |
| 2/4/2019 | 2:40 PM | --- | --- | --- | --- | --- | 0 | --- | 0 | 0 | --- | --- | --- | --- | 29.905 | 0 | 0 | --- | --- | 71.9 | 23 | 32.1 | 68.3 | 0 | 1 | 0 | 10 |
| 2/4/2019 | 2:50 PM | --- | --- | --- | --- | --- | 0 | --- | 0 | 0 | --- | --- | --- | --- | 29.9 | 0 | 0 | --- | --- | 71.7 | 24 | 33 | 68.1 | 0 | 1 | 0 | 10 |
| 2/4/2019 | 3:00 PM | --- | --- | --- | --- | --- | 0 | --- | 0 | 0 | --- | --- | --- | --- | 29.897 | 0 | 0 | --- | --- | 71.5 | 24 | 32.8 | 67.9 | 0 | 1 | 0 | 10 |
| 2/4/2019 | 3:10 PM | --- | --- | --- | --- | --- | 0 | --- | 0 | 0 | --- | --- | --- | --- | 29.896 | 0 | 0 | --- | --- | 71.5 | 24 | 32.8 | 67.9 | 0 | 1 | 0 | 10 |
| 2/4/2019 | 3:20 PM | --- | --- | --- | --- | --- | 0 | --- | 0 | 0 | --- | --- | --- | --- | 29.893 | 0 | 0 | --- | --- | 71.3 | 24 | 32.6 | 67.6 | 0 | 1 | 0 | 10 |
| 2/4/2019 | 3:30 PM | --- | --- | --- | --- | --- | 0 | --- | 0 | 0 | --- | --- | --- | --- | 29.89 | 0 | 0 | --- | --- | 71.2 | 24 | 32.5 | 67.5 | 0 | 1 | 0 | 10 |
| 2/4/2019 | 3:40 PM | --- | --- | --- | --- | --- | 0 | --- | 0 | 0 | --- | --- | --- | --- | 29.887 | 0 | 0 | --- | --- | 71.2 | 24 | 32.5 | 67.5 | 0 | 1 | 0 | 10 |
| 2/4/2019 | 3:50 PM | --- | --- | --- | --- | --- | 0 | --- | 0 | 0 | --- | --- | --- | --- | 29.888 | 0 | 0 | --- | --- | 71.2 | 24 | 32.5 | 67.5 | 0 | 1 | 0 | 10 |
| 2/4/2019 | 4:00 PM | --- | --- | --- | --- | --- | 0 | --- | 0 | 0 | --- | --- | --- | --- | 29.89 | 0 | 0 | --- | --- | 71.3 | 24 | 32.6 | 67.6 | 0 | 1 | 0 | 10 |
| 2/4/2019 | 4:10 PM | --- | --- | --- | --- | --- | 0 | --- | 0 | 0 | --- | --- | --- | --- | 29.888 | 0 | 0 | --- | --- | 71 | 24 | 32.4 | 67.2 | 0 | 1 | 0 | 10 |
| 2/4/2019 | 4:20 PM | --- | --- | --- | --- | --- | 0 | --- | 0 | 0 | --- | --- | --- | --- | 29.883 | 0 | 0 | --- | --- | 71 | 24 | 32.4 | 67.2 | 0 | 1 | 0 | 10 |
| 2/4/2019 | 4:30 PM | --- | --- | --- | --- | --- | 0 | --- | 0 | 0 | --- | --- | --- | --- | 29.881 | 0 | 0 | --- | --- | 71 | 24 | 32.4 | 67.2 | 0 | 1 | 0 | 10 |
| 2/4/2019 | 4:40 PM | --- | --- | --- | --- | --- | 0 | --- | 0 | 0 | --- | --- | --- | --- | 29.881 | 0 | 0 | --- | --- | 71.2 | 24 | 32.5 | 67.5 | 0 | 1 | 0 | 10 |
| 2/4/2019 | 4:50 PM | --- | --- | --- | --- | --- | 0 | --- | 0 | 0 | --- | --- | --- | --- | 29.88 | 0 | 0 | --- | --- | 71.3 | 24 | 32.6 | 67.6 | 0 | 1 | 0 | 10 |
| 2/4/2019 | 5:00 PM | --- | --- | --- | --- | --- | 0 | --- | 0 | 0 | --- | --- | --- | --- | 29.879 | 0 | 0 | --- | --- | 71 | 24 | 32.4 | 67.2 | 0 | 1 | 0 | 10 |
| 2/4/2019 | 5:10 PM | --- | --- | --- | --- | --- | 0 | --- | 0 | 0 | --- | --- | --- | --- | 29.873 | 0 | 0 | --- | --- | 71.2 | 24 | 32.5 | 67.5 | 0 | 1 | 0 | 10 |
| 2/4/2019 | 5:20 PM | --- | --- | --- | --- | --- | 0 | --- | 0 | 0 | --- | --- | --- | --- | 29.87 | 0 | 0 | --- | --- | 71 | 24 | 32.4 | 67.2 | 0 | 1 | 0 | 10 |
| 2/4/2019 | 5:30 PM | --- | --- | --- | --- | --- | 0 | --- | 0 | 0 | --- | --- | --- | --- | 29.872 | 0 | 0 | --- | --- | 71 | 24 | 32.4 | 67.2 | 0 | 1 | 0 | 10 |
| 2/4/2019 | 5:40 PM | --- | --- | --- | --- | --- | 0 | --- | 0 | 0 | --- | --- | --- | --- | 29.864 | 0 | 0 | --- | --- | 71 | 24 | 32.4 | 67.2 | 0 | 1 | 0 | 10 |
| 2/4/2019 | 5:50 PM | --- | --- | --- | --- | --- | 0 | --- | 0 | 0 | --- | --- | --- | --- | 29.864 | 0 | 0 | --- | --- | 70.8 | 24 | 32.2 | 66.9 | 0 | 1 | 0 | 10 |
| 2/4/2019 | 6:00 PM | --- | --- | --- | --- | --- | 0 | --- | 0 | 0 | --- | --- | --- | --- | 29.865 | 0 | 0 | --- | --- | 71 | 24 | 32.4 | 67.2 | 0 | 1 | 0 | 10 |
| 2/4/2019 | 6:10 PM | --- | --- | --- | --- | --- | 0 | --- | 0 | 0 | --- | --- | --- | --- | 29.867 | 0 | 0 | --- | --- | 70.8 | 24 | 32.2 | 66.9 | 0 | 1 | 0 | 10 |
| 2/4/2019 | 6:20 PM | --- | --- | --- | --- | --- | 0 | --- | 0 | 0 | --- | --- | --- | --- | 29.859 | 0 | 0 | --- | --- | 70.8 | 24 | 32.2 | 66.9 | 0 | 1 | 0 | 10 |
| 2/4/2019 | 6:30 PM | --- | --- | --- | --- | --- | 0 | --- | 0 | 0 | --- | --- | --- | --- | 29.859 | 0 | 0 | --- | --- | 70.6 | 24 | 32 | 66.6 | 0 | 1 | 0 | 10 |
| 2/4/2019 | 6:40 PM | --- | --- | --- | --- | --- | 0 | --- | 0 | 0 | --- | --- | --- | --- | 29.854 | 0 | 0 | --- | --- | 70.6 | 24 | 32 | 66.6 | 0 | 1 | 0 | 10 |
| 2/4/2019 | 6:50 PM | --- | --- | --- | --- | --- | 0 | --- | 0 | 0 | --- | --- | --- | --- | 29.854 | 0 | 0 | --- | --- | 70.6 | 24 | 32 | 66.6 | 0 | 1 | 0 | 10 |
| 2/4/2019 | 7:00 PM | --- | --- | --- | --- | --- | 0 | --- | 0 | 0 | --- | --- | --- | --- | 29.846 | 0 | 0 | --- | --- | 70.5 | 24 | 31.9 | 66.5 | 0 | 1 | 0 | 10 |
| 2/4/2019 | 7:10 PM | --- | --- | --- | --- | --- | 0 | --- | 0 | 0 | --- | --- | --- | --- | 29.846 | 0 | 0 | --- | --- | 70.5 | 24 | 31.9 | 66.5 | 0 | 1 | 0 | 10 |
| 2/4/2019 | 7:20 PM | --- | --- | --- | --- | --- | 0 | --- | 0 | 0 | --- | --- | --- | --- | 29.844 | 0 | 0 | --- | --- | 70.3 | 24 | 31.8 | 66.2 | 0 | 1 | 0 | 10 |
| 2/4/2019 | 7:30 PM | --- | --- | --- | --- | --- | 0 | --- | 0 | 0 | --- | --- | --- | --- | 29.833 | 0 | 0 | --- | --- | 70.5 | 24 | 31.9 | 66.5 | 0 | 1 | 0 | 10 |
| 2/4/2019 | 7:40 PM | --- | --- | --- | --- | --- | 0 | --- | 0 | 0 | --- | --- | --- | --- | 29.834 | 0 | 0 | --- | --- | 70.8 | 24 | 32.2 | 66.9 | 0 | 1 | 0 | 10 |
| 2/4/2019 | 7:50 PM | --- | --- | --- | --- | --- | 0 | --- | 0 | 0 | --- | --- | --- | --- | 29.828 | 0 | 0 | --- | --- | 70.5 | 24 | 31.9 | 66.5 | 0 | 1 | 0 | 10 |
| 2/4/2019 | 8:00 PM | --- | --- | --- | --- | --- | 0 | --- | 0 | 0 | --- | --- | --- | --- | 29.82 | 0 | 0 | --- | --- | 70.6 | 24 | 32 | 66.6 | 0 | 1 | 0 | 10 |
| 2/4/2019 | 8:10 PM | --- | --- | --- | --- | --- | 0 | --- | 0 | 0 | --- | --- | --- | --- | 29.82 | 0 | 0 | --- | --- | 70.5 | 24 | 31.9 | 66.5 | 0 | 1 | 0 | 10 |
| 2/4/2019 | 8:20 PM | --- | --- | --- | --- | --- | 0 | --- | 0 | 0 | --- | --- | --- | --- | 29.816 | 0 | 0 | --- | --- | 70.6 | 24 | 32 | 66.6 | 0 | 1 | 0 | 10 |
| 2/4/2019 | 8:30 PM | --- | --- | --- | --- | --- | 0 | --- | 0 | 0 | --- | --- | --- | --- | 29.813 | 0 | 0 | --- | --- | 70.8 | 24 | 32.2 | 66.9 | 0 | 1 | 0 | 10 |
| 2/4/2019 | 8:40 PM | --- | --- | --- | --- | --- | 0 | --- | 0 | 0 | --- | --- | --- | --- | 29.812 | 0 | 0 | --- | --- | 70.6 | 24 | 32 | 66.6 | 0 | 1 | 0 | 10 |
| 2/4/2019 | 8:50 PM | --- | --- | --- | --- | --- | 0 | --- | 0 | 0 | --- | --- | --- | --- | 29.809 | 0 | 0 | --- | --- | 70.8 | 24 | 32.2 | 66.9 | 0 | 1 | 0 | 10 |
| 2/4/2019 | 9:00 PM | --- | --- | --- | --- | --- | 0 | --- | 0 | 0 | --- | --- | --- | --- | 29.806 | 0 | 0 | --- | --- | 70.6 | 24 | 32 | 66.6 | 0 | 1 | 0 | 10 |
| 2/4/2019 | 9:10 PM | --- | --- | --- | --- | --- | 0 | --- | 0 | 0 | --- | --- | --- | --- | 29.801 | 0 | 0 | --- | --- | 70.8 | 24 | 32.2 | 66.9 | 0 | 1 | 0 | 10 |
| 2/4/2019 | 9:20 PM | --- | --- | --- | --- | --- | 0 | --- | 0 | 0 | --- | --- | --- | --- | 29.802 | 0 | 0 | --- | --- | 70.8 | 24 | 32.2 | 66.9 | 0 | 1 | 0 | 10 |
| 2/4/2019 | 9:30 PM | --- | --- | --- | --- | --- | 0 | --- | 0 | 0 | --- | --- | --- | --- | 29.801 | 0 | 0 | --- | --- | 70.8 | 24 | 32.2 | 66.9 | 0 | 1 | 0 | 10 |
| 2/4/2019 | 9:40 PM | --- | --- | --- | --- | --- | 0 | --- | 0 | 0 | --- | --- | --- | --- | 29.794 | 0 | 0 | --- | --- | 71 | 24 | 32.4 | 67.2 | 0 | 1 | 0 | 10 |
| 2/4/2019 | 9:50 PM | --- | --- | --- | --- | --- | 0 | --- | 0 | 0 | --- | --- | --- | --- | 29.793 | 0 | 0 | --- | --- | 70.8 | 24 | 32.2 | 66.9 | 0 | 1 | 0 | 10 |

**On-Site Meteorological Data**

| Date | Time | Temp Out | Hi Temp | Low Temp | Out Hum | Dew Pt. | Wind Speed | Wind Dir | Wind Run | Hi Speed | Hi Dir | Wind Chill | Heat Index | THW Index | Bar | Rain | Rain Rate | Heat D-D | Cool D-D | In Temp | In Hum | In Dew | In Heat | Wind Samp | Wind Tx | ISS Recept | Arc. Int. |
|---|---|---|---|---|---|---|---|---|---|---|---|---|---|---|---|---|---|---|---|---|---|---|---|---|---|---|---|
| 2/4/2019 | 10:00 PM | --- | --- | --- | --- | --- | 0 | --- | 0 | 0 | --- | --- | --- | --- | 29.791 | 0 | 0 | --- | --- | 71 | 24 | 32.4 | 67.2 | 0 | 1 | 0 | 10 |
| 2/4/2019 | 10:10 PM | --- | --- | --- | --- | --- | 0 | --- | 0 | 0 | --- | --- | --- | --- | 29.784 | 0 | 0 | --- | --- | 70.8 | 24 | 32.2 | 66.9 | 0 | 1 | 0 | 10 |
| 2/4/2019 | 10:20 PM | --- | --- | --- | --- | --- | 0 | --- | 0 | 0 | --- | --- | --- | --- | 29.782 | 0 | 0 | --- | --- | 71 | 24 | 32.4 | 67.2 | 0 | 1 | 0 | 10 |
| 2/4/2019 | 10:30 PM | --- | --- | --- | --- | --- | 0 | --- | 0 | 0 | --- | --- | --- | --- | 29.775 | 0 | 0 | --- | --- | 71.2 | 23 | 31.5 | 67.4 | 0 | 1 | 0 | 10 |
| 2/4/2019 | 10:40 PM | --- | --- | --- | --- | --- | 0 | --- | 0 | 0 | --- | --- | --- | --- | 29.782 | 0 | 0 | --- | --- | 71 | 24 | 32.4 | 67.2 | 0 | 1 | 0 | 10 |
| 2/4/2019 | 10:50 PM | --- | --- | --- | --- | --- | 0 | --- | 0 | 0 | --- | --- | --- | --- | 29.778 | 0 | 0 | --- | --- | 71.2 | 24 | 32.5 | 67.5 | 0 | 1 | 0 | 10 |
| 2/4/2019 | 11:00 PM | --- | --- | --- | --- | --- | 0 | --- | 0 | 0 | --- | --- | --- | --- | 29.773 | 0 | 0 | --- | --- | 71 | 24 | 32.4 | 67.2 | 0 | 1 | 0 | 10 |
| 2/4/2019 | 11:10 PM | --- | --- | --- | --- | --- | 0 | --- | 0 | 0 | --- | --- | --- | --- | 29.775 | 0 | 0 | --- | --- | 71 | 24 | 32.4 | 67.2 | 0 | 1 | 0 | 10 |
| 2/4/2019 | 11:20 PM | --- | --- | --- | --- | --- | 0 | --- | 0 | 0 | --- | --- | --- | --- | 29.774 | 0 | 0 | --- | --- | 71.2 | 23 | 31.5 | 67.4 | 0 | 1 | 0 | 10 |
| 2/4/2019 | 11:30 PM | --- | --- | --- | --- | --- | 0 | --- | 0 | 0 | --- | --- | --- | --- | 29.772 | 0 | 0 | --- | --- | 70.8 | 23 | 31.1 | 66.8 | 0 | 1 | 0 | 10 |
| 2/4/2019 | 11:40 PM | --- | --- | --- | --- | --- | 0 | --- | 0 | 0 | --- | --- | --- | --- | 29.773 | 0 | 0 | --- | --- | 70.8 | 23 | 31.1 | 66.8 | 0 | 1 | 0 | 10 |
| 2/4/2019 | 11:50 PM | --- | --- | --- | --- | --- | 0 | --- | 0 | 0 | --- | --- | --- | --- | 29.774 | 0 | 0 | --- | --- | 70.6 | 24 | 32 | 66.6 | 0 | 1 | 0 | 10 |
| 2/5/2019 | 12:00 AM | --- | --- | --- | --- | --- | 0 | --- | 0 | 0 | --- | --- | --- | --- | 29.774 | 0 | 0 | --- | --- | 70.5 | 24 | 31.9 | 66.5 | 0 | 1 | 0 | 10 |
| 2/5/2019 | 12:10 AM | --- | --- | --- | --- | --- | 0 | --- | 0 | 0 | --- | --- | --- | --- | 29.775 | 0 | 0 | --- | --- | 70.3 | 24 | 31.8 | 66.2 | 0 | 1 | 0 | 10 |
| 2/5/2019 | 12:20 AM | --- | --- | --- | --- | --- | 0 | --- | 0 | 0 | --- | --- | --- | --- | 29.778 | 0 | 0 | --- | --- | 70.3 | 24 | 31.8 | 66.2 | 0 | 1 | 0 | 10 |
| 2/5/2019 | 12:30 AM | --- | --- | --- | --- | --- | 0 | --- | 0 | 0 | --- | --- | --- | --- | 29.774 | 0 | 0 | --- | --- | 70.3 | 24 | 31.8 | 66.2 | 0 | 1 | 0 | 10 |
| 2/5/2019 | 12:40 AM | --- | --- | --- | --- | --- | 0 | --- | 0 | 0 | --- | --- | --- | --- | 29.773 | 0 | 0 | --- | --- | 70.1 | 24 | 31.6 | 66 | 0 | 1 | 0 | 10 |
| 2/5/2019 | 12:50 AM | --- | --- | --- | --- | --- | 0 | --- | 0 | 0 | --- | --- | --- | --- | 29.774 | 0 | 0 | --- | --- | 70.1 | 24 | 31.6 | 66 | 0 | 1 | 0 | 10 |
| 2/5/2019 | 1:00 AM | --- | --- | --- | --- | --- | 0 | --- | 0 | 0 | --- | --- | --- | --- | 29.78 | 0 | 0 | --- | --- | 70 | 24 | 31.5 | 65.8 | 0 | 1 | 0 | 10 |
| 2/5/2019 | 1:10 AM | --- | --- | --- | --- | --- | 0 | --- | 0 | 0 | --- | --- | --- | --- | 29.781 | 0 | 0 | --- | --- | 70 | 24 | 31.5 | 65.8 | 0 | 1 | 0 | 10 |
| 2/5/2019 | 1:20 AM | --- | --- | --- | --- | --- | 0 | --- | 0 | 0 | --- | --- | --- | --- | 29.78 | 0 | 0 | --- | --- | 70.1 | 24 | 31.6 | 66 | 0 | 1 | 0 | 10 |
| 2/5/2019 | 1:30 AM | --- | --- | --- | --- | --- | 0 | --- | 0 | 0 | --- | --- | --- | --- | 29.783 | 0 | 0 | --- | --- | 69.8 | 24 | 31.4 | 65.6 | 0 | 1 | 0 | 10 |
| 2/5/2019 | 1:40 AM | --- | --- | --- | --- | --- | 0 | --- | 0 | 0 | --- | --- | --- | --- | 29.781 | 0 | 0 | --- | --- | 69.8 | 24 | 31.4 | 65.6 | 0 | 1 | 0 | 10 |
| 2/5/2019 | 1:50 AM | --- | --- | --- | --- | --- | 0 | --- | 0 | 0 | --- | --- | --- | --- | 29.78 | 0 | 0 | --- | --- | 69.6 | 24 | 31.2 | 65.4 | 0 | 1 | 0 | 10 |
| 2/5/2019 | 2:00 AM | --- | --- | --- | --- | --- | 0 | --- | 0 | 0 | --- | --- | --- | --- | 29.785 | 0 | 0 | --- | --- | 69.6 | 24 | 31.2 | 65.4 | 0 | 1 | 0 | 10 |
| 2/5/2019 | 2:10 AM | --- | --- | --- | --- | --- | 0 | --- | 0 | 0 | --- | --- | --- | --- | 29.792 | 0 | 0 | --- | --- | 69.6 | 24 | 31.2 | 65.4 | 0 | 1 | 0 | 10 |
| 2/5/2019 | 2:20 AM | --- | --- | --- | --- | --- | 0 | --- | 0 | 0 | --- | --- | --- | --- | 29.793 | 0 | 0 | --- | --- | 69.4 | 24 | 31 | 65.1 | 0 | 1 | 0 | 10 |
| 2/5/2019 | 2:30 AM | --- | --- | --- | --- | --- | 0 | --- | 0 | 0 | --- | --- | --- | --- | 29.798 | 0 | 0 | --- | --- | 69.4 | 24 | 31 | 65.1 | 0 | 1 | 0 | 10 |
| 2/5/2019 | 2:40 AM | --- | --- | --- | --- | --- | 0 | --- | 0 | 0 | --- | --- | --- | --- | 29.794 | 0 | 0 | --- | --- | 69.3 | 24 | 30.9 | 65 | 0 | 1 | 0 | 10 |
| 2/5/2019 | 2:50 AM | --- | --- | --- | --- | --- | 0 | --- | 0 | 0 | --- | --- | --- | --- | 29.795 | 0 | 0 | --- | --- | 69.3 | 24 | 30.9 | 65 | 0 | 1 | 0 | 10 |
| 2/5/2019 | 3:00 AM | --- | --- | --- | --- | --- | 0 | --- | 0 | 0 | --- | --- | --- | --- | 29.8 | 0 | 0 | --- | --- | 69.1 | 25 | 31.8 | 64.9 | 0 | 1 | 0 | 10 |
| 2/5/2019 | 3:10 AM | --- | --- | --- | --- | --- | 0 | --- | 0 | 0 | --- | --- | --- | --- | 29.802 | 0 | 0 | --- | --- | 69.1 | 25 | 31.8 | 64.9 | 0 | 1 | 0 | 10 |
| 2/5/2019 | 3:20 AM | --- | --- | --- | --- | --- | 0 | --- | 0 | 0 | --- | --- | --- | --- | 29.806 | 0 | 0 | --- | --- | 69.3 | 25 | 31.9 | 65.1 | 0 | 1 | 0 | 10 |
| 2/5/2019 | 3:30 AM | --- | --- | --- | --- | --- | 0 | --- | 0 | 0 | --- | --- | --- | --- | 29.813 | 0 | 0 | --- | --- | 69.1 | 25 | 31.8 | 64.9 | 0 | 1 | 0 | 10 |
| 2/5/2019 | 3:40 AM | --- | --- | --- | --- | --- | 0 | --- | 0 | 0 | --- | --- | --- | --- | 29.814 | 0 | 0 | --- | --- | 69.1 | 25 | 31.8 | 64.9 | 0 | 1 | 0 | 10 |
| 2/5/2019 | 3:50 AM | --- | --- | --- | --- | --- | 0 | --- | 0 | 0 | --- | --- | --- | --- | 29.821 | 0 | 0 | --- | --- | 68.9 | 25 | 31.6 | 64.7 | 0 | 1 | 0 | 10 |
| 2/5/2019 | 4:00 AM | --- | --- | --- | --- | --- | 0 | --- | 0 | 0 | --- | --- | --- | --- | 29.827 | 0 | 0 | --- | --- | 68.9 | 25 | 31.6 | 64.7 | 0 | 1 | 0 | 10 |
| 2/5/2019 | 4:10 AM | --- | --- | --- | --- | --- | 0 | --- | 0 | 0 | --- | --- | --- | --- | 29.834 | 0 | 0 | --- | --- | 69.1 | 25 | 31.8 | 64.9 | 0 | 1 | 0 | 10 |
| 2/5/2019 | 4:20 AM | --- | --- | --- | --- | --- | 0 | --- | 0 | 0 | --- | --- | --- | --- | 29.846 | 0 | 0 | --- | --- | 68.8 | 25 | 31.5 | 64.6 | 0 | 1 | 0 | 10 |
| 2/5/2019 | 4:30 AM | --- | --- | --- | --- | --- | 0 | --- | 0 | 0 | --- | --- | --- | --- | 29.851 | 0 | 0 | --- | --- | 68.9 | 25 | 31.6 | 64.7 | 0 | 1 | 0 | 10 |
| 2/5/2019 | 4:40 AM | --- | --- | --- | --- | --- | 0 | --- | 0 | 0 | --- | --- | --- | --- | 29.853 | 0 | 0 | --- | --- | 68.8 | 25 | 31.5 | 64.6 | 0 | 1 | 0 | 10 |
| 2/5/2019 | 4:50 AM | 52.2 | 52.6 | 52.2 | 90 | 49.4 | 15 | SW | 2.5 | 21 | SW | 45.7 | 52.4 | 45.9 | 29.856 | 0 | 0 | 0.089 | 0 | 68.8 | 25 | 31.5 | 64.6 | 33 | 1 | 14.5 | 10 |
| 2/5/2019 | 5:00 AM | 52 | 52.2 | 52 | 91 | 49.5 | 14 | WSW | 2.33 | 19 | WSW | 45.8 | 52.2 | 46 | 29.862 | 0 | 0 | 0.09 | 0 | 68.9 | 25 | 31.6 | 64.7 | 29 | 1 | 12.7 | 10 |
| 2/5/2019 | 5:10 AM | --- | --- | --- | --- | --- | 0 | --- | 0 | 0 | --- | --- | --- | --- | 29.868 | 0 | 0 | --- | --- | 69.3 | 25 | 31.9 | 65.1 | 0 | 1 | 0 | 10 |
| 2/5/2019 | 5:20 AM | --- | --- | --- | --- | --- | 0 | --- | 0 | 0 | --- | --- | --- | --- | 29.87 | 0 | 0 | --- | --- | 68.9 | 25 | 31.6 | 64.7 | 0 | 1 | 0 | 10 |
| 2/5/2019 | 5:30 AM | --- | --- | --- | --- | --- | 0 | --- | 0 | 0 | --- | --- | --- | --- | 29.873 | 0 | 0 | --- | --- | 69.1 | 26 | 32.7 | 65 | 0 | 1 | 0 | 10 |
| 2/5/2019 | 5:40 AM | --- | --- | --- | --- | --- | 0 | --- | 0 | 0 | --- | --- | --- | --- | 29.879 | 0 | 0 | --- | --- | 69.6 | 26 | 33.2 | 65.6 | 0 | 1 | 0 | 10 |
| 2/5/2019 | 5:50 AM | --- | --- | --- | --- | --- | 0 | --- | 0 | 0 | --- | --- | --- | --- | 29.882 | 0 | 0 | --- | --- | 69.8 | 26 | 33.3 | 65.8 | 0 | 1 | 0 | 10 |
| 2/5/2019 | 6:00 AM | --- | --- | --- | --- | --- | 0 | --- | 0 | 0 | --- | --- | --- | --- | 29.885 | 0 | 0 | --- | --- | 70.3 | 26 | 33.8 | 66.4 | 0 | 1 | 0 | 10 |
| 2/5/2019 | 6:10 AM | --- | --- | --- | --- | --- | 0 | --- | 0 | 0 | --- | --- | --- | --- | 29.889 | 0 | 0 | --- | --- | 70.3 | 26 | 33.8 | 66.4 | 0 | 1 | 0 | 10 |
| 2/5/2019 | 6:20 AM | --- | --- | --- | --- | --- | 0 | --- | 0 | 0 | --- | --- | --- | --- | 29.894 | 0 | 0 | --- | --- | 70.5 | 26 | 33.9 | 66.7 | 0 | 1 | 0 | 10 |
| 2/5/2019 | 6:30 AM | --- | --- | --- | --- | --- | 0 | --- | 0 | 0 | --- | --- | --- | --- | 29.899 | 0 | 0 | --- | --- | 70.6 | 26 | 34 | 66.8 | 0 | 1 | 0 | 10 |
| 2/5/2019 | 6:40 AM | --- | --- | --- | --- | --- | 0 | --- | 0 | 0 | --- | --- | --- | --- | 29.91 | 0 | 0 | --- | --- | 70.6 | 26 | 34 | 66.8 | 0 | 1 | 0 | 10 |
| 2/5/2019 | 6:50 AM | --- | --- | --- | --- | --- | 0 | --- | 0 | 0 | --- | --- | --- | --- | 29.91 | 0 | 0 | --- | --- | 70.8 | 25 | 33.2 | 67 | 0 | 1 | 0 | 10 |
| 2/5/2019 | 7:00 AM | --- | --- | --- | --- | --- | 0 | --- | 0 | 0 | --- | --- | --- | --- | 29.915 | 0 | 0 | --- | --- | 70.8 | 26 | 34.2 | 67.1 | 0 | 1 | 0 | 10 |
| 2/5/2019 | 7:10 AM | --- | --- | --- | --- | --- | 0 | --- | 0 | 0 | --- | --- | --- | --- | 29.922 | 0 | 0 | --- | --- | 71 | 25 | 33.4 | 67.3 | 0 | 1 | 0 | 10 |
| 2/5/2019 | 7:20 AM | --- | --- | --- | --- | --- | 0 | --- | 0 | 0 | --- | --- | --- | --- | 29.923 | 0 | 0 | --- | --- | 71 | 26 | 34.4 | 67.4 | 0 | 1 | 0 | 10 |
| 2/5/2019 | 7:30 AM | --- | --- | --- | --- | --- | 0 | --- | 0 | 0 | --- | --- | --- | --- | 29.93 | 0 | 0 | --- | --- | 71 | 25 | 33.4 | 67.3 | 0 | 1 | 0 | 10 |
| 2/5/2019 | 7:40 AM | --- | --- | --- | --- | --- | 0 | --- | 0 | 0 | --- | --- | --- | --- | 29.938 | 0 | 0 | --- | --- | 71.3 | 25 | 33.6 | 67.7 | 0 | 1 | 0 | 10 |
| 2/5/2019 | 7:50 AM | --- | --- | --- | --- | --- | 0 | --- | 0 | 0 | --- | --- | --- | --- | 29.942 | 0 | 0 | --- | --- | 71 | 25 | 33.4 | 67.3 | 0 | 1 | 0 | 10 |
| 2/5/2019 | 8:00 AM | --- | --- | --- | --- | --- | 0 | --- | 0 | 0 | --- | --- | --- | --- | 29.949 | 0 | 0 | --- | --- | 71 | 25 | 33.4 | 67.3 | 0 | 1 | 0 | 10 |
| 2/5/2019 | 8:10 AM | --- | --- | --- | --- | --- | 0 | --- | 0 | 0 | --- | --- | --- | --- | 29.955 | 0 | 0 | --- | --- | 71 | 26 | 34.4 | 67.4 | 0 | 1 | 0 | 10 |

**On-Site Meteorological Data**

| Date | Time | Temp Out | Hi Temp | Low Temp | Out Hum | Dew Pt. | Wind Speed | Wind Dir | Wind Run | Hi Speed | Hi Dir | Wind Chill | Heat Index | THW Index | Bar | Rain | Rain Rate | Heat D-D | Cool D-D | In Temp | In Hum | In Dew | In Heat | Wind Samp | Wind Tx | ISS Recept | Arc. Int. |
|---|---|---|---|---|---|---|---|---|---|---|---|---|---|---|---|---|---|---|---|---|---|---|---|---|---|---|---|
| 2/5/2019 | 8:20 AM | --- | --- | --- | --- | --- | 0 | --- | 0 | 0 | --- | --- | --- | --- | 29.968 | 0 | 0 | --- | --- | 71.2 | 26 | 34.5 | 67.6 | 0 | 1 | 0 | 10 |
| 2/5/2019 | 8:30 AM | --- | --- | --- | --- | --- | 0 | --- | 0 | 0 | --- | --- | --- | --- | 29.978 | 0 | 0 | --- | --- | 71.3 | 26 | 34.6 | 67.8 | 0 | 1 | 0 | 10 |
| 2/5/2019 | 8:40 AM | --- | --- | --- | --- | --- | 0 | --- | 0 | 0 | --- | --- | --- | --- | 29.982 | 0 | 0 | --- | --- | 71 | 26 | 34.4 | 67.4 | 0 | 1 | 0 | 10 |
| 2/5/2019 | 8:50 AM | --- | --- | --- | --- | --- | 0 | --- | 0 | 0 | --- | --- | --- | --- | 29.988 | 0 | 0 | --- | --- | 71.2 | 26 | 34.5 | 67.6 | 0 | 1 | 0 | 10 |
| 2/5/2019 | 9:00 AM | --- | --- | --- | --- | --- | 0 | --- | 0 | 0 | --- | --- | --- | --- | 29.991 | 0 | 0 | --- | --- | 71 | 26 | 34.4 | 67.4 | 0 | 1 | 0 | 10 |
| 2/5/2019 | 9:10 AM | --- | --- | --- | --- | --- | 0 | --- | 0 | 0 | --- | --- | --- | --- | 29.998 | 0 | 0 | --- | --- | 71.2 | 26 | 34.5 | 67.6 | 0 | 1 | 0 | 10 |
| 2/5/2019 | 9:20 AM | --- | --- | --- | --- | --- | 0 | --- | 0 | 0 | --- | --- | --- | --- | 30.001 | 0 | 0 | --- | --- | 71.2 | 26 | 34.5 | 67.6 | 0 | 1 | 0 | 10 |
| 2/5/2019 | 9:30 AM | --- | --- | --- | --- | --- | 0 | --- | 0 | 0 | --- | --- | --- | --- | 30.004 | 0 | 0 | --- | --- | 71.3 | 25 | 33.6 | 67.7 | 0 | 1 | 0 | 10 |
| 2/5/2019 | 9:40 AM | --- | --- | --- | --- | --- | 0 | --- | 0 | 0 | --- | --- | --- | --- | 30.008 | 0 | 0 | --- | --- | 71.5 | 25 | 33.8 | 67.9 | 0 | 1 | 0 | 10 |
| 2/5/2019 | 9:50 AM | --- | --- | --- | --- | --- | 0 | --- | 0 | 0 | --- | --- | --- | --- | 30.015 | 0 | 0 | --- | --- | 71.3 | 25 | 33.6 | 67.7 | 0 | 1 | 0 | 10 |
| 2/5/2019 | 10:00 AM | --- | --- | --- | --- | --- | 0 | --- | 0 | 0 | --- | --- | --- | --- | 30.02 | 0 | 0 | --- | --- | 71.5 | 25 | 33.8 | 67.9 | 0 | 1 | 0 | 10 |
| 2/5/2019 | 10:10 AM | --- | --- | --- | --- | --- | 0 | --- | 0 | 0 | --- | --- | --- | --- | 30.021 | 0 | 0 | --- | --- | 71.5 | 25 | 33.8 | 67.9 | 0 | 1 | 0 | 10 |
| 2/5/2019 | 10:20 AM | --- | --- | --- | --- | --- | 0 | --- | 0 | 0 | --- | --- | --- | --- | 30.03 | 0 | 0 | --- | --- | 71.5 | 25 | 33.8 | 67.9 | 0 | 1 | 0 | 10 |
| 2/5/2019 | 10:30 AM | --- | --- | --- | --- | --- | 0 | --- | 0 | 0 | --- | --- | --- | --- | 30.032 | 0 | 0 | --- | --- | 71.7 | 25 | 34 | 68.2 | 0 | 1 | 0 | 10 |
| 2/5/2019 | 10:40 AM | --- | --- | --- | --- | --- | 0 | --- | 0 | 0 | --- | --- | --- | --- | 30.036 | 0 | 0 | --- | --- | 71.5 | 25 | 33.8 | 67.9 | 0 | 1 | 0 | 10 |
| 2/5/2019 | 10:50 AM | --- | --- | --- | --- | --- | 0 | --- | 0 | 0 | --- | --- | --- | --- | 30.043 | 0 | 0 | --- | --- | 71.7 | 25 | 34 | 68.2 | 0 | 1 | 0 | 10 |
| 2/5/2019 | 11:00 AM | --- | --- | --- | --- | --- | 0 | --- | 0 | 0 | --- | --- | --- | --- | 30.056 | 0 | 0 | --- | --- | 71.5 | 25 | 33.8 | 67.9 | 0 | 1 | 0 | 10 |
| 2/5/2019 | 11:10 AM | --- | --- | --- | --- | --- | 0 | --- | 0 | 0 | --- | --- | --- | --- | 30.062 | 0 | 0 | --- | --- | 71.5 | 25 | 33.8 | 67.9 | 0 | 1 | 0 | 10 |
| 2/5/2019 | 11:20 AM | --- | --- | --- | --- | --- | 0 | --- | 0 | 0 | --- | --- | --- | --- | 30.07 | 0 | 0 | --- | --- | 71.7 | 25 | 34 | 68.2 | 0 | 1 | 0 | 10 |
| 2/5/2019 | 11:30 AM | --- | --- | --- | --- | --- | 0 | --- | 0 | 0 | --- | --- | --- | --- | 30.075 | 0 | 0 | --- | --- | 71.5 | 25 | 33.8 | 67.9 | 0 | 1 | 0 | 10 |
| 2/5/2019 | 11:40 AM | --- | --- | --- | --- | --- | 0 | --- | 0 | 0 | --- | --- | --- | --- | 30.077 | 0 | 0 | --- | --- | 71.7 | 25 | 34 | 68.2 | 0 | 1 | 0 | 10 |
| 2/5/2019 | 11:50 AM | --- | --- | --- | --- | --- | 0 | --- | 0 | 0 | --- | --- | --- | --- | 30.079 | 0 | 0 | --- | --- | 71.5 | 25 | 33.8 | 67.9 | 0 | 1 | 0 | 10 |
| 2/5/2019 | 12:00 PM | --- | --- | --- | --- | --- | 0 | --- | 0 | 0 | --- | --- | --- | --- | 30.085 | 0 | 0 | --- | --- | 71.5 | 25 | 33.8 | 67.9 | 0 | 1 | 0 | 10 |
| 2/5/2019 | 12:10 PM | --- | --- | --- | --- | --- | 0 | --- | 0 | 0 | --- | --- | --- | --- | 30.099 | 0 | 0 | --- | --- | 71.3 | 25 | 33.6 | 67.7 | 0 | 1 | 0 | 10 |
| 2/5/2019 | 12:20 PM | --- | --- | --- | --- | --- | 0 | --- | 0 | 0 | --- | --- | --- | --- | 30.099 | 0 | 0 | --- | --- | 71.5 | 25 | 33.8 | 67.9 | 0 | 1 | 0 | 10 |
| 2/5/2019 | 12:30 PM | --- | --- | --- | --- | --- | 0 | --- | 0 | 0 | --- | --- | --- | --- | 30.109 | 0 | 0 | --- | --- | 71.5 | 25 | 33.8 | 67.9 | 0 | 1 | 0 | 10 |
| 2/5/2019 | 12:40 PM | --- | --- | --- | --- | --- | 0 | --- | 0 | 0 | --- | --- | --- | --- | 30.113 | 0 | 0 | --- | --- | 71.3 | 25 | 33.6 | 67.7 | 0 | 1 | 0 | 10 |
| 2/5/2019 | 12:50 PM | --- | --- | --- | --- | --- | 0 | --- | 0 | 0 | --- | --- | --- | --- | 30.115 | 0 | 0 | --- | --- | 71.7 | 25 | 34 | 68.2 | 0 | 1 | 0 | 10 |
| 2/5/2019 | 1:00 PM | --- | --- | --- | --- | --- | 0 | --- | 0 | 0 | --- | --- | --- | --- | 30.12 | 0 | 0 | --- | --- | 71.5 | 26 | 34.8 | 68 | 0 | 1 | 0 | 10 |
| 2/5/2019 | 1:10 PM | --- | --- | --- | --- | --- | 0 | --- | 0 | 0 | --- | --- | --- | --- | 30.124 | 0 | 0 | --- | --- | 71.7 | 26 | 35 | 68.3 | 0 | 1 | 0 | 10 |
| 2/5/2019 | 1:20 PM | --- | --- | --- | --- | --- | 0 | --- | 0 | 0 | --- | --- | --- | --- | 30.128 | 0 | 0 | --- | --- | 71.9 | 25 | 34.1 | 68.5 | 0 | 1 | 0 | 10 |
| 2/5/2019 | 1:30 PM | --- | --- | --- | --- | --- | 0 | --- | 0 | 0 | --- | --- | --- | --- | 30.132 | 0 | 0 | --- | --- | 71.5 | 25 | 33.8 | 67.9 | 0 | 1 | 0 | 10 |
| 2/5/2019 | 1:40 PM | --- | --- | --- | --- | --- | 0 | --- | 0 | 0 | --- | --- | --- | --- | 30.133 | 0 | 0 | --- | --- | 71.7 | 25 | 34 | 68.2 | 0 | 1 | 0 | 10 |
| 2/5/2019 | 1:50 PM | --- | --- | --- | --- | --- | 0 | --- | 0 | 0 | --- | --- | --- | --- | 30.138 | 0 | 0 | --- | --- | 71.5 | 25 | 33.8 | 67.9 | 0 | 1 | 0 | 10 |
| 2/5/2019 | 2:00 PM | --- | --- | --- | --- | --- | 0 | --- | 0 | 0 | --- | --- | --- | --- | 30.145 | 0 | 0 | --- | --- | 71.5 | 25 | 33.8 | 67.9 | 0 | 1 | 0 | 10 |
| 2/5/2019 | 2:10 PM | --- | --- | --- | --- | --- | 0 | --- | 0 | 0 | --- | --- | --- | --- | 30.148 | 0 | 0 | --- | --- | 71.5 | 25 | 33.8 | 67.9 | 0 | 1 | 0 | 10 |
| 2/5/2019 | 2:20 PM | --- | --- | --- | --- | --- | 0 | --- | 0 | 0 | --- | --- | --- | --- | 30.148 | 0 | 0 | --- | --- | 71.2 | 24 | 32.5 | 67.5 | 0 | 1 | 0 | 10 |
| 2/5/2019 | 2:30 PM | --- | --- | --- | --- | --- | 0 | --- | 0 | 0 | --- | --- | --- | --- | 30.156 | 0 | 0 | --- | --- | 70.8 | 24 | 32.2 | 66.9 | 0 | 1 | 0 | 10 |
| 2/5/2019 | 2:40 PM | --- | --- | --- | --- | --- | 0 | --- | 0 | 0 | --- | --- | --- | --- | 30.157 | 0 | 0 | --- | --- | 70.5 | 25 | 33 | 66.6 | 0 | 1 | 0 | 10 |
| 2/5/2019 | 2:50 PM | --- | --- | --- | --- | --- | 0 | --- | 0 | 0 | --- | --- | --- | --- | 30.165 | 0 | 0 | --- | --- | 70.6 | 24 | 32 | 66.6 | 0 | 1 | 0 | 10 |
| 2/5/2019 | 3:00 PM | --- | --- | --- | --- | --- | 0 | --- | 0 | 0 | --- | --- | --- | --- | 30.171 | 0 | 0 | --- | --- | 71 | 25 | 33.4 | 67.3 | 0 | 1 | 0 | 10 |
| 2/5/2019 | 3:10 PM | --- | --- | --- | --- | --- | 0 | --- | 0 | 0 | --- | --- | --- | --- | 30.168 | 0 | 0 | --- | --- | 70.6 | 24 | 32 | 66.6 | 0 | 1 | 0 | 10 |
| 2/5/2019 | 3:20 PM | --- | --- | --- | --- | --- | 0 | --- | 0 | 0 | --- | --- | --- | --- | 30.176 | 0 | 0 | --- | --- | 70.3 | 24 | 31.8 | 66.2 | 0 | 1 | 0 | 10 |
| 2/5/2019 | 3:30 PM | --- | --- | --- | --- | --- | 0 | --- | 0 | 0 | --- | --- | --- | --- | 30.19 | 0 | 0 | --- | --- | 70.1 | 24 | 31.6 | 66 | 0 | 1 | 0 | 10 |
| 2/5/2019 | 3:40 PM | --- | --- | --- | --- | --- | 0 | --- | 0 | 0 | --- | --- | --- | --- | 30.191 | 0 | 0 | --- | --- | 70.3 | 24 | 31.8 | 66.2 | 0 | 1 | 0 | 10 |
| 2/5/2019 | 3:50 PM | --- | --- | --- | --- | --- | 0 | --- | 0 | 0 | --- | --- | --- | --- | 30.196 | 0 | 0 | --- | --- | 70 | 24 | 31.5 | 65.8 | 0 | 1 | 0 | 10 |
| 2/5/2019 | 4:00 PM | --- | --- | --- | --- | --- | 0 | --- | 0 | 0 | --- | --- | --- | --- | 30.199 | 0 | 0 | --- | --- | 69.8 | 24 | 31.4 | 65.6 | 0 | 1 | 0 | 10 |
| 2/5/2019 | 4:10 PM | --- | --- | --- | --- | --- | 0 | --- | 0 | 0 | --- | --- | --- | --- | 30.201 | 0 | 0 | --- | --- | 70.1 | 24 | 31.6 | 66 | 0 | 1 | 0 | 10 |
| 2/5/2019 | 4:20 PM | --- | --- | --- | --- | --- | 0 | --- | 0 | 0 | --- | --- | --- | --- | 30.212 | 0 | 0 | --- | --- | 69.6 | 24 | 31.2 | 65.4 | 0 | 1 | 0 | 10 |
| 2/5/2019 | 4:30 PM | --- | --- | --- | --- | --- | 0 | --- | 0 | 0 | --- | --- | --- | --- | 30.212 | 0 | 0 | --- | --- | 69.3 | 24 | 30.9 | 65 | 0 | 1 | 0 | 10 |
| 2/5/2019 | 4:40 PM | --- | --- | --- | --- | --- | 0 | --- | 0 | 0 | --- | --- | --- | --- | 30.22 | 0 | 0 | --- | --- | 69.3 | 24 | 30.9 | 65 | 0 | 1 | 0 | 10 |
| 2/5/2019 | 4:50 PM | --- | --- | --- | --- | --- | 0 | --- | 0 | 0 | --- | --- | --- | --- | 30.224 | 0 | 0 | --- | --- | 69.4 | 24 | 31 | 65.1 | 0 | 1 | 0 | 10 |
| 2/5/2019 | 5:00 PM | --- | --- | --- | --- | --- | 0 | --- | 0 | 0 | --- | --- | --- | --- | 30.228 | 0 | 0 | --- | --- | 69.3 | 24 | 30.9 | 65 | 0 | 1 | 0 | 10 |
| 2/5/2019 | 5:10 PM | --- | --- | --- | --- | --- | 0 | --- | 0 | 0 | --- | --- | --- | --- | 30.233 | 0 | 0 | --- | --- | 68.9 | 24 | 30.6 | 64.6 | 0 | 1 | 0 | 10 |
| 2/5/2019 | 5:20 PM | --- | --- | --- | --- | --- | 0 | --- | 0 | 0 | --- | --- | --- | --- | 30.238 | 0 | 0 | --- | --- | 69.3 | 24 | 30.9 | 65 | 0 | 1 | 0 | 10 |
| 2/5/2019 | 5:30 PM | --- | --- | --- | --- | --- | 0 | --- | 0 | 0 | --- | --- | --- | --- | 30.237 | 0 | 0 | --- | --- | 68.9 | 24 | 30.6 | 64.6 | 0 | 1 | 0 | 10 |
| 2/5/2019 | 5:40 PM | --- | --- | --- | --- | --- | 0 | --- | 0 | 0 | --- | --- | --- | --- | 30.241 | 0 | 0 | --- | --- | 68.6 | 24 | 30.3 | 64.3 | 0 | 1 | 0 | 10 |
| 2/5/2019 | 5:50 PM | --- | --- | --- | --- | --- | 0 | --- | 0 | 0 | --- | --- | --- | --- | 30.241 | 0 | 0 | --- | --- | 68.8 | 24 | 30.5 | 64.5 | 0 | 1 | 0 | 10 |
| 2/5/2019 | 6:00 PM | --- | --- | --- | --- | --- | 0 | --- | 0 | 0 | --- | --- | --- | --- | 30.245 | 0 | 0 | --- | --- | 68.9 | 24 | 30.6 | 64.6 | 0 | 1 | 0 | 10 |
| 2/5/2019 | 6:10 PM | --- | --- | --- | --- | --- | 0 | --- | 0 | 0 | --- | --- | --- | --- | 30.247 | 0 | 0 | --- | --- | 68.9 | 24 | 30.6 | 64.6 | 0 | 1 | 0 | 10 |
| 2/5/2019 | 6:20 PM | --- | --- | --- | --- | --- | 0 | --- | 0 | 0 | --- | --- | --- | --- | 30.254 | 0 | 0 | --- | --- | 68.4 | 24 | 30.2 | 64.1 | 0 | 1 | 0 | 10 |
| 2/5/2019 | 6:30 PM | --- | --- | --- | --- | --- | 0 | --- | 0 | 0 | --- | --- | --- | --- | 30.259 | 0 | 0 | --- | --- | 68.4 | 24 | 30.2 | 64.1 | 0 | 1 | 0 | 10 |

## On-Site Meteorological Data

| Date | Time | Temp Out | Hi Temp | Low Temp | Out Hum | Dew Pt. | Wind Speed | Wind Dir | Wind Run | Hi Speed | Hi Dir | Wind Chill | Heat Index | THW Index | Bar | Rain | Rain Rate | Heat D-D | Cool D-D | In Temp | In Hum | In Dew | In Heat | Wind Samp | Wind Tx | ISS Recept | Arc. Int. |
|---|---|---|---|---|---|---|---|---|---|---|---|---|---|---|---|---|---|---|---|---|---|---|---|---|---|---|---|
| 2/5/2019 | 6:40 PM | --- | --- | --- | --- | --- | 0 | --- | 0 | 0 | --- | --- | --- | --- | 30.266 | 0 | 0 | --- | --- | 68.2 | 24 | 30 | 63.9 | 0 | 1 | 0 | 10 |
| 2/5/2019 | 6:50 PM | --- | --- | --- | --- | --- | 0 | --- | 0 | 0 | --- | --- | --- | --- | 30.266 | 0 | 0 | --- | --- | 68.1 | 24 | 29.9 | 63.8 | 0 | 1 | 0 | 10 |
| 2/5/2019 | 7:00 PM | --- | --- | --- | --- | --- | 0 | --- | 0 | 0 | --- | --- | --- | --- | 30.268 | 0 | 0 | --- | --- | 68.2 | 24 | 30 | 63.9 | 0 | 1 | 0 | 10 |
| 2/5/2019 | 7:10 PM | --- | --- | --- | --- | --- | 0 | --- | 0 | 0 | --- | --- | --- | --- | 30.27 | 0 | 0 | --- | --- | 67.9 | 24 | 29.7 | 63.5 | 0 | 1 | 0 | 10 |
| 2/5/2019 | 7:20 PM | --- | --- | --- | --- | --- | 0 | --- | 0 | 0 | --- | --- | --- | --- | 30.273 | 0 | 0 | --- | --- | 67.9 | 24 | 29.7 | 63.5 | 0 | 1 | 0 | 10 |
| 2/5/2019 | 7:30 PM | --- | --- | --- | --- | --- | 0 | --- | 0 | 0 | --- | --- | --- | --- | 30.273 | 0 | 0 | --- | --- | 67.7 | 24 | 29.6 | 63.2 | 0 | 1 | 0 | 10 |
| 2/5/2019 | 7:40 PM | --- | --- | --- | --- | --- | 0 | --- | 0 | 0 | --- | --- | --- | --- | 30.273 | 0 | 0 | --- | --- | 67.6 | 24 | 29.5 | 63.1 | 0 | 1 | 0 | 10 |
| 2/5/2019 | 7:50 PM | --- | --- | --- | --- | --- | 0 | --- | 0 | 0 | --- | --- | --- | --- | 30.277 | 0 | 0 | --- | --- | 67.7 | 23 | 28.5 | 63.1 | 0 | 1 | 0 | 10 |
| 2/5/2019 | 8:00 PM | --- | --- | --- | --- | --- | 0 | --- | 0 | 0 | --- | --- | --- | --- | 30.278 | 0 | 0 | --- | --- | 67.6 | 23 | 28.5 | 63 | 0 | 1 | 0 | 10 |
| 2/5/2019 | 8:10 PM | --- | --- | --- | --- | --- | 0 | --- | 0 | 0 | --- | --- | --- | --- | 30.283 | 0 | 0 | --- | --- | 67.7 | 23 | 28.5 | 63.1 | 0 | 1 | 0 | 10 |
| 2/5/2019 | 8:20 PM | --- | --- | --- | --- | --- | 0 | --- | 0 | 0 | --- | --- | --- | --- | 30.281 | 0 | 0 | --- | --- | 67.6 | 23 | 28.5 | 63 | 0 | 1 | 0 | 10 |
| 2/5/2019 | 8:30 PM | --- | --- | --- | --- | --- | 0 | --- | 0 | 0 | --- | --- | --- | --- | 30.274 | 0 | 0 | --- | --- | 67.6 | 23 | 28.5 | 63 | 0 | 1 | 0 | 10 |
| 2/5/2019 | 8:40 PM | --- | --- | --- | --- | --- | 0 | --- | 0 | 0 | --- | --- | --- | --- | 30.277 | 0 | 0 | --- | --- | 67.4 | 23 | 28.3 | 62.7 | 0 | 1 | 0 | 10 |
| 2/5/2019 | 8:50 PM | --- | --- | --- | --- | --- | 0 | --- | 0 | 0 | --- | --- | --- | --- | 30.276 | 0 | 0 | --- | --- | 67.4 | 23 | 28.3 | 62.7 | 0 | 1 | 0 | 10 |
| 2/5/2019 | 9:00 PM | --- | --- | --- | --- | --- | 0 | --- | 0 | 0 | --- | --- | --- | --- | 30.279 | 0 | 0 | --- | --- | 67.7 | 23 | 28.5 | 63.1 | 0 | 1 | 0 | 10 |
| 2/5/2019 | 9:10 PM | --- | --- | --- | --- | --- | 0 | --- | 0 | 0 | --- | --- | --- | --- | 30.277 | 0 | 0 | --- | --- | 67.4 | 23 | 28.3 | 62.7 | 0 | 1 | 0 | 10 |
| 2/5/2019 | 9:20 PM | --- | --- | --- | --- | --- | 0 | --- | 0 | 0 | --- | --- | --- | --- | 30.277 | 0 | 0 | --- | --- | 67.6 | 23 | 28.5 | 63 | 0 | 1 | 0 | 10 |
| 2/5/2019 | 9:30 PM | --- | --- | --- | --- | --- | 0 | --- | 0 | 0 | --- | --- | --- | --- | 30.278 | 0 | 0 | --- | --- | 67.4 | 23 | 28.3 | 62.7 | 0 | 1 | 0 | 10 |
| 2/5/2019 | 9:40 PM | --- | --- | --- | --- | --- | 0 | --- | 0 | 0 | --- | --- | --- | --- | 30.283 | 0 | 0 | --- | --- | 67.4 | 23 | 28.3 | 62.7 | 0 | 1 | 0 | 10 |
| 2/5/2019 | 9:50 PM | --- | --- | --- | --- | --- | 0 | --- | 0 | 0 | --- | --- | --- | --- | 30.283 | 0 | 0 | --- | --- | 67.7 | 23 | 28.5 | 63.1 | 0 | 1 | 0 | 10 |
| 2/5/2019 | 10:00 PM | --- | --- | --- | --- | --- | 0 | --- | 0 | 0 | --- | --- | --- | --- | 30.283 | 0 | 0 | --- | --- | 67.4 | 23 | 28.3 | 62.7 | 0 | 1 | 0 | 10 |
| 2/5/2019 | 10:10 PM | --- | --- | --- | --- | --- | 0 | --- | 0 | 0 | --- | --- | --- | --- | 30.278 | 0 | 0 | --- | --- | 67.4 | 23 | 28.3 | 62.7 | 0 | 1 | 0 | 10 |
| 2/5/2019 | 10:20 PM | --- | --- | --- | --- | --- | 0 | --- | 0 | 0 | --- | --- | --- | --- | 30.282 | 0 | 0 | --- | --- | 67.4 | 23 | 28.3 | 62.7 | 0 | 1 | 0 | 10 |
| 2/5/2019 | 10:30 PM | --- | --- | --- | --- | --- | 0 | --- | 0 | 0 | --- | --- | --- | --- | 30.286 | 0 | 0 | --- | --- | 67.4 | 23 | 28.3 | 62.7 | 0 | 1 | 0 | 10 |
| 2/5/2019 | 10:40 PM | --- | --- | --- | --- | --- | 0 | --- | 0 | 0 | --- | --- | --- | --- | 30.287 | 0 | 0 | --- | --- | 67.6 | 23 | 28.5 | 63 | 0 | 1 | 0 | 10 |
| 2/5/2019 | 10:50 PM | --- | --- | --- | --- | --- | 0 | --- | 0 | 0 | --- | --- | --- | --- | 30.284 | 0 | 0 | --- | --- | 67.4 | 23 | 28.3 | 62.7 | 0 | 1 | 0 | 10 |
| 2/5/2019 | 11:00 PM | --- | --- | --- | --- | --- | 0 | --- | 0 | 0 | --- | --- | --- | --- | 30.281 | 0 | 0 | --- | --- | 67.6 | 23 | 28.5 | 63 | 0 | 1 | 0 | 10 |
| 2/5/2019 | 11:10 PM | --- | --- | --- | --- | --- | 0 | --- | 0 | 0 | --- | --- | --- | --- | 30.28 | 0 | 0 | --- | --- | 67.6 | 23 | 28.5 | 63 | 0 | 1 | 0 | 10 |
| 2/5/2019 | 11:20 PM | --- | --- | --- | --- | --- | 0 | --- | 0 | 0 | --- | --- | --- | --- | 30.269 | 0 | 0 | --- | --- | 67.9 | 23 | 28.7 | 63.4 | 0 | 1 | 0 | 10 |
| 2/5/2019 | 11:30 PM | --- | --- | --- | --- | --- | 0 | --- | 0 | 0 | --- | --- | --- | --- | 30.267 | 0 | 0 | --- | --- | 67.9 | 23 | 28.7 | 63.4 | 0 | 1 | 0 | 10 |
| 2/5/2019 | 11:40 PM | --- | --- | --- | --- | --- | 0 | --- | 0 | 0 | --- | --- | --- | --- | 30.274 | 0 | 0 | --- | --- | 68.1 | 23 | 28.9 | 63.6 | 0 | 1 | 0 | 10 |
| 2/5/2019 | 11:50 PM | --- | --- | --- | --- | --- | 0 | --- | 0 | 0 | --- | --- | --- | --- | 30.279 | 0 | 0 | --- | --- | 68.2 | 22 | 27.9 | 63.6 | 0 | 1 | 0 | 10 |

# Attachment 1B
# Meteorological Data from the Rochester International Airport

**Attachment 1B**

**Meteorological Data from the Rochester International Airport**

| Station Name | Date | Time | Hourly Dry Bulb Temp F | Hourly Dew Point Temp F | Hourly Relative Humidity | Hourly Wind Speed | Hourly Wind Direction Degrees | Hourly Station Pressure |
|---|---|---|---|---|---|---|---|---|
| ROCHESTER GREATER INTERNATIONAL NY US | 1/23/2019 | 12:54:00 AM | 30 | 11 | 45 | 6 | 200 | 29.55 |
| ROCHESTER GREATER INTERNATIONAL NY US | 1/23/2019 | 1:00:00 AM | 30 | 11 | 45 | 6 | 200 | 29.51 |
| ROCHESTER GREATER INTERNATIONAL NY US | 1/23/2019 | 1:54:00 AM | 31 | 11 | 43 | 11 | 210 | 29.54 |
| ROCHESTER GREATER INTERNATIONAL NY US | 1/23/2019 | 2:00:00 AM | | | | | | |
| ROCHESTER GREATER INTERNATIONAL NY US | 1/23/2019 | 2:44:00 AM | 31 | 13 | 47 | 13 | 200 | 29.52 |
| ROCHESTER GREATER INTERNATIONAL NY US | 1/23/2019 | 2:54:00 AM | 31 | 13 | 47 | 11 | 210 | 29.51 |
| ROCHESTER GREATER INTERNATIONAL NY US | 1/23/2019 | 3:34:00 AM | 31 | 15 | 52 | 8 | 200 | 29.49 |
| ROCHESTER GREATER INTERNATIONAL NY US | 1/23/2019 | 3:52:00 AM | 30 | 19 | 64 | 9 | 200 | 29.49 |
| ROCHESTER GREATER INTERNATIONAL NY US | 1/23/2019 | 3:54:00 AM | 30 | 19 | 64 | 9 | 200 | 29.49 |
| ROCHESTER GREATER INTERNATIONAL NY US | 1/23/2019 | 4:54:00 AM | 31 | 19 | 61 | 9 | 210 | 29.48 |
| ROCHESTER GREATER INTERNATIONAL NY US | 1/23/2019 | 5:52:00 AM | 34 | 19 | 56 | 8 | 210 | 29.46 |
| ROCHESTER GREATER INTERNATIONAL NY US | 1/23/2019 | 5:54:00 AM | 33 | 19 | 56 | 8 | 210 | 29.46 |
| ROCHESTER GREATER INTERNATIONAL NY US | 1/23/2019 | 6:54:00 AM | 33 | 23 | 66 | 8 | 210 | 29.44 |
| ROCHESTER GREATER INTERNATIONAL NY US | 1/23/2019 | 7:00:00 AM | 33 | 23 | 66 | 8 | 210 | 29.4 |
| ROCHESTER GREATER INTERNATIONAL NY US | 1/23/2019 | 7:54:00 AM | 33 | 24 | 70 | 9 | 190 | 29.41 |
| ROCHESTER GREATER INTERNATIONAL NY US | 1/23/2019 | 8:00:00 AM | | | | | | |
| ROCHESTER GREATER INTERNATIONAL NY US | 1/23/2019 | 8:08:00 AM | 34 | 25 | 70 | 10 | 190 | 29.4 |
| ROCHESTER GREATER INTERNATIONAL NY US | 1/23/2019 | 8:54:00 AM | 35 | 26 | 70 | 8 | 190 | 29.38 |
| ROCHESTER GREATER INTERNATIONAL NY US | 1/23/2019 | 9:54:00 AM | 38 | 28 | 68 | 13 | 220 | 29.35 |
| ROCHESTER GREATER INTERNATIONAL NY US | 1/23/2019 | 10:42:00 AM | 40 | 31 | 70 | 14 | 220 | 29.34 |
| ROCHESTER GREATER INTERNATIONAL NY US | 1/23/2019 | 10:54:00 AM | 40 | 31 | 70 | 10 | 220 | 29.33 |
| ROCHESTER GREATER INTERNATIONAL NY US | 1/23/2019 | 11:52:00 AM | 39 | 34 | 81 | 9 | 200 | 29.3 |
| ROCHESTER GREATER INTERNATIONAL NY US | 1/23/2019 | 11:54:00 AM | 40 | 33 | 77 | 7 | 200 | 29.3 |
| ROCHESTER GREATER INTERNATIONAL NY US | 1/23/2019 | 12:54:00 PM | 41 | 34 | 76 | 11 | 200 | 29.24 |
| ROCHESTER GREATER INTERNATIONAL NY US | 1/23/2019 | 1:00:00 PM | 41 | 34 | 76 | 11 | 200 | 29.21 |
| ROCHESTER GREATER INTERNATIONAL NY US | 1/23/2019 | 1:54:00 PM | 44 | 36 | 73 | 15 | 200 | 29.18 |
| ROCHESTER GREATER INTERNATIONAL NY US | 1/23/2019 | 2:00:00 PM | | | | | | |
| ROCHESTER GREATER INTERNATIONAL NY US | 1/23/2019 | 2:54:00 PM | 45 | 37 | 74 | 16 | 210 | 29.14 |
| ROCHESTER GREATER INTERNATIONAL NY US | 1/23/2019 | 3:54:00 PM | 44 | 39 | 83 | 15 | 220 | 29.14 |
| ROCHESTER GREATER INTERNATIONAL NY US | 1/23/2019 | 4:54:00 PM | 44 | 40 | 85 | 15 | 220 | 29.11 |
| ROCHESTER GREATER INTERNATIONAL NY US | 1/23/2019 | 5:54:00 PM | 45 | 40 | 83 | 15 | 220 | 29.09 |
| ROCHESTER GREATER INTERNATIONAL NY US | 1/23/2019 | 6:54:00 PM | 44 | 39 | 83 | 13 | 220 | 29.08 |
| ROCHESTER GREATER INTERNATIONAL NY US | 1/23/2019 | 7:00:00 PM | 44 | 39 | 83 | 13 | 220 | 29.05 |
| ROCHESTER GREATER INTERNATIONAL NY US | 1/23/2019 | 7:54:00 PM | 46 | 40 | 79 | 18 | 220 | 29.07 |
| ROCHESTER GREATER INTERNATIONAL NY US | 1/23/2019 | 8:00:00 PM | | | | | | |
| ROCHESTER GREATER INTERNATIONAL NY US | 1/23/2019 | 8:54:00 PM | 46 | 40 | 79 | 21 | 210 | 29.05 |
| ROCHESTER GREATER INTERNATIONAL NY US | 1/23/2019 | 9:54:00 PM | 46 | 41 | 83 | 17 | 220 | 29.04 |
| ROCHESTER GREATER INTERNATIONAL NY US | 1/23/2019 | 10:54:00 PM | 46 | 41 | 83 | 14 | 220 | 29.04 |
| ROCHESTER GREATER INTERNATIONAL NY US | 1/23/2019 | 11:54:00 PM | 45 | 40 | 83 | 7 | 200 | 29.01 |
| ROCHESTER GREATER INTERNATIONAL NY US | 1/23/2019 | 11:59:00 PM | | | | | | |
| ROCHESTER GREATER INTERNATIONAL NY US | 1/24/2019 | 12:54:00 AM | 44 | 40 | 85 | 8 | 270 | 29 |
| ROCHESTER GREATER INTERNATIONAL NY US | 1/24/2019 | 1:00:00 AM | 44 | 40 | 85 | 8 | 270 | 28.97 |
| ROCHESTER GREATER INTERNATIONAL NY US | 1/24/2019 | 1:43:00 AM | 42 | 39 | 89 | 10 | 240 | 28.98 |
| ROCHESTER GREATER INTERNATIONAL NY US | 1/24/2019 | 1:54:00 AM | 42 | 40 | 92 | 7 | 240 | 28.98 |
| ROCHESTER GREATER INTERNATIONAL NY US | 1/24/2019 | 2:00:00 AM | | | | | | |
| ROCHESTER GREATER INTERNATIONAL NY US | 1/24/2019 | 2:37:00 AM | 44 | 41 | 89 | 0 | 0 | 28.98 |
| ROCHESTER GREATER INTERNATIONAL NY US | 1/24/2019 | 2:52:00 AM | 45 | 43 | 93 | 3 | 310 | 28.98 |
| ROCHESTER GREATER INTERNATIONAL NY US | 1/24/2019 | 2:54:00 AM | 44 | 42 | 93 | 3 | 310 | 28.98 |
| ROCHESTER GREATER INTERNATIONAL NY US | 1/24/2019 | 3:54:00 AM | 41 | 41 | 100 | 6 | 290 | 28.95 |
| ROCHESTER GREATER INTERNATIONAL NY US | 1/24/2019 | 4:08:00 AM | 41 | 40 | 96 | 8 | 290 | 28.95 |
| ROCHESTER GREATER INTERNATIONAL NY US | 1/24/2019 | 4:52:00 AM | 39 | 39 | 100 | 6 | 280 | 28.93 |
| ROCHESTER GREATER INTERNATIONAL NY US | 1/24/2019 | 4:54:00 AM | 40 | 40 | 100 | 5 | 280 | 28.93 |
| ROCHESTER GREATER INTERNATIONAL NY US | 1/24/2019 | 5:52:00 AM | 39 | 39 | 100 | 5 | 290 | 28.92 |
| ROCHESTER GREATER INTERNATIONAL NY US | 1/24/2019 | 5:54:00 AM | 39 | 39 | 100 | 6 | 290 | 28.92 |
| ROCHESTER GREATER INTERNATIONAL NY US | 1/24/2019 | 6:54:00 AM | 38 | 37 | 97 | 7 | 290 | 28.93 |
| ROCHESTER GREATER INTERNATIONAL NY US | 1/24/2019 | 7:00:00 AM | 38 | 37 | 97 | 7 | 290 | 28.9 |
| ROCHESTER GREATER INTERNATIONAL NY US | 1/24/2019 | 7:42:00 AM | 35 | 34 | 96 | 6 | 300 | 28.95 |
| ROCHESTER GREATER INTERNATIONAL NY US | 1/24/2019 | 7:52:00 AM | 34 | 34 | 100 | 8 | 290 | 28.96 |
| ROCHESTER GREATER INTERNATIONAL NY US | 1/24/2019 | 7:54:00 AM | 34 | 34 | 100 | 8 | 300 | 28.96 |
| ROCHESTER GREATER INTERNATIONAL NY US | 1/24/2019 | 8:00:00 AM | | | | | | |
| ROCHESTER GREATER INTERNATIONAL NY US | 1/24/2019 | 8:25:00 AM | 34 | 34 | 100 | 6 | 280 | 28.96 |
| ROCHESTER GREATER INTERNATIONAL NY US | 1/24/2019 | 8:54:00 AM | 34 | 33 | 97 | 8 | 310 | 28.96 |
| ROCHESTER GREATER INTERNATIONAL NY US | 1/24/2019 | 9:54:00 AM | 33 | 33 | 100 | 11 | 310 | 28.98 |
| ROCHESTER GREATER INTERNATIONAL NY US | 1/24/2019 | 10:18:00 AM | 33 | 33 | 100 | 7 | 320 | 28.96 |
| ROCHESTER GREATER INTERNATIONAL NY US | 1/24/2019 | 10:37:00 AM | 33 | 32 | 96 | 7 | 330 | 28.96 |
| ROCHESTER GREATER INTERNATIONAL NY US | 1/24/2019 | 10:54:00 AM | 33 | 32 | 96 | 10 | 330 | 28.98 |
| ROCHESTER GREATER INTERNATIONAL NY US | 1/24/2019 | 11:14:00 AM | 33 | 32 | 96 | 9 | 330 | 28.98 |
| ROCHESTER GREATER INTERNATIONAL NY US | 1/24/2019 | 11:36:00 AM | 33 | 31 | 92 | 11 | 330 | 28.98 |
| ROCHESTER GREATER INTERNATIONAL NY US | 1/24/2019 | 11:54:00 AM | 33 | 31 | 92 | 9 | 320 | 28.96 |
| ROCHESTER GREATER INTERNATIONAL NY US | 1/24/2019 | 12:54:00 PM | 32 | 29 | 88 | 14 | 300 | 28.98 |
| ROCHESTER GREATER INTERNATIONAL NY US | 1/24/2019 | 1:00:00 PM | 32 | 29 | 88 | 14 | 300 | 28.95 |
| ROCHESTER GREATER INTERNATIONAL NY US | 1/24/2019 | 1:54:00 PM | 31 | 28 | 89 | 8 | 310 | 28.99 |
| ROCHESTER GREATER INTERNATIONAL NY US | 1/24/2019 | 2:26:00 PM | 31 | 28 | 89 | 14 | 290 | 28.99 |
| ROCHESTER GREATER INTERNATIONAL NY US | 1/24/2019 | 2:54:00 PM | 31 | 27 | 85 | 15 | 290 | 29.01 |
| ROCHESTER GREATER INTERNATIONAL NY US | 1/24/2019 | 3:52:00 PM | 30 | 27 | 86 | 11 | 270 | 29.01 |
| ROCHESTER GREATER INTERNATIONAL NY US | 1/24/2019 | 3:54:00 PM | 30 | 26 | 85 | 13 | 270 | 29.01 |
| ROCHESTER GREATER INTERNATIONAL NY US | 1/24/2019 | 4:54:00 PM | 30 | 26 | 85 | 14 | 260 | 29.04 |
| ROCHESTER GREATER INTERNATIONAL NY US | 1/24/2019 | 5:54:00 PM | 30 | 26 | 85 | 14 | 270 | 29.07 |
| ROCHESTER GREATER INTERNATIONAL NY US | 1/24/2019 | 6:54:00 PM | 30 | 24 | 79 | 11 | 270 | 29.08 |
| ROCHESTER GREATER INTERNATIONAL NY US | 1/24/2019 | 7:00:00 PM | 30 | 24 | 79 | 11 | 270 | 29.05 |
| ROCHESTER GREATER INTERNATIONAL NY US | 1/24/2019 | 7:54:00 PM | 29 | 22 | 75 | 15 | 260 | 29.12 |
| ROCHESTER GREATER INTERNATIONAL NY US | 1/24/2019 | 8:00:00 PM | | | | | | |
| ROCHESTER GREATER INTERNATIONAL NY US | 1/24/2019 | 8:54:00 PM | 29 | 22 | 75 | 13 | 260 | 29.14 |
| ROCHESTER GREATER INTERNATIONAL NY US | 1/24/2019 | 9:54:00 PM | 29 | 21 | 72 | 10 | 260 | 29.16 |
| ROCHESTER GREATER INTERNATIONAL NY US | 1/24/2019 | 10:54:00 PM | 29 | 20 | 69 | 14 | 260 | 29.16 |
| ROCHESTER GREATER INTERNATIONAL NY US | 1/24/2019 | 11:24:00 PM | 28 | 21 | 75 | 9 | 260 | 29.16 |
| ROCHESTER GREATER INTERNATIONAL NY US | 1/24/2019 | 11:42:00 PM | 28 | 21 | 75 | 11 | 260 | 29.16 |
| ROCHESTER GREATER INTERNATIONAL NY US | 1/24/2019 | 11:52:00 PM | 28 | 21 | 74 | 11 | 260 | 29.17 |
| ROCHESTER GREATER INTERNATIONAL NY US | 1/24/2019 | 11:54:00 PM | 28 | 21 | 75 | 11 | 260 | 29.17 |
| ROCHESTER GREATER INTERNATIONAL NY US | 1/24/2019 | 11:59:00 PM | | | | | | |
| ROCHESTER GREATER INTERNATIONAL NY US | 1/25/2019 | 12:54:00 AM | 27 | 23 | 85 | 7 | 240 | 29.17 |
| ROCHESTER GREATER INTERNATIONAL NY US | 1/25/2019 | 1:00:00 AM | 27 | 23 | 85 | 7 | 240 | 29.14 |
| ROCHESTER GREATER INTERNATIONAL NY US | 1/25/2019 | 1:52:00 AM | 28 | 23 | 80 | 14 | 250 | 29.16 |
| ROCHESTER GREATER INTERNATIONAL NY US | 1/25/2019 | 1:54:00 AM | 29 | 23 | 78 | 17 | 250 | 29.16 |
| ROCHESTER GREATER INTERNATIONAL NY US | 1/25/2019 | 2:00:00 AM | | | | | | |
| ROCHESTER GREATER INTERNATIONAL NY US | 1/25/2019 | 2:54:00 AM | 29 | 21 | 72 | 20 | 240 | 29.17 |
| ROCHESTER GREATER INTERNATIONAL NY US | 1/25/2019 | 3:41:00 AM | 29 | 21 | 72 | 17 | 250 | 29.16 |
| ROCHESTER GREATER INTERNATIONAL NY US | 1/25/2019 | 3:54:00 AM | 28 | 21 | 75 | 17 | 250 | 29.17 |
| ROCHESTER GREATER INTERNATIONAL NY US | 1/25/2019 | 4:21:00 AM | 27 | 22 | 81 | 11 | 250 | 29.17 |
| ROCHESTER GREATER INTERNATIONAL NY US | 1/25/2019 | 4:52:00 AM | 27 | 23 | 86 | 14 | 250 | 29.17 |
| ROCHESTER GREATER INTERNATIONAL NY US | 1/25/2019 | 4:54:00 AM | 27 | 23 | 85 | 14 | 260 | 29.17 |
| ROCHESTER GREATER INTERNATIONAL NY US | 1/25/2019 | 5:52:00 AM | 27 | 18 | 69 | 15 | 270 | 29.18 |
| ROCHESTER GREATER INTERNATIONAL NY US | 1/25/2019 | 5:54:00 AM | 26 | 17 | 69 | 15 | 270 | 29.18 |
| ROCHESTER GREATER INTERNATIONAL NY US | 1/25/2019 | 6:54:00 AM | 25 | 17 | 72 | 13 | 260 | 29.21 |

**Meteorological Data from the Rochester International Airport**

| Station Name | Date | Time | Hourly Dry Bulb Temp F | Hourly Dew Point Temp F | Hourly Relative Humidity | Hourly Wind Speed | Hourly Wind Direction Degrees | Hourly Station Pressure |
|---|---|---|---|---|---|---|---|---|
| ROCHESTER GREATER INTERNATIONAL NY US | 1/25/2019 | 7:00:00 AM | 25 | 17 | 72 | 13 | 260 | 29.18 |
| ROCHESTER GREATER INTERNATIONAL NY US | 1/25/2019 | 7:29:00 AM | 25 | 18 | 75 | 15 | 260 | 29.22 |
| ROCHESTER GREATER INTERNATIONAL NY US | 1/25/2019 | 7:36:00 AM | 24 | 19 | 81 | 15 | 260 | 29.23 |
| ROCHESTER GREATER INTERNATIONAL NY US | 1/25/2019 | 7:51:00 AM | 25 | 21 | 86 | 13 | 260 | 29.22 |
| ROCHESTER GREATER INTERNATIONAL NY US | 1/25/2019 | 7:54:00 AM | 24 | 21 | 88 | 15 | 250 | 29.22 |
| ROCHESTER GREATER INTERNATIONAL NY US | 1/25/2019 | 8:00:00 AM | 24 | 21 | 88 | 15 | 250 | 29.23 |
| ROCHESTER GREATER INTERNATIONAL NY US | 1/25/2019 | 8:21:00 AM | 25 | 21 | 85 | 25 | 260 | 29.23 |
| ROCHESTER GREATER INTERNATIONAL NY US | 1/25/2019 | 8:25:00 AM | 25 | 21 | 85 | 22 | 260 | 29.24 |
| ROCHESTER GREATER INTERNATIONAL NY US | 1/25/2019 | 8:54:00 AM | 24 | 22 | 91 | 16 | 250 | 29.25 |
| ROCHESTER GREATER INTERNATIONAL NY US | 1/25/2019 | 9:22:00 AM | 24 | 22 | 91 | 22 | 270 | 29.26 |
| ROCHESTER GREATER INTERNATIONAL NY US | 1/25/2019 | 9:30:00 AM | 24 | 18 | 77 | 25 | 270 | 29.26 |
| ROCHESTER GREATER INTERNATIONAL NY US | 1/25/2019 | 9:54:00 AM | 24 | 14 | 65 | 20 | 280 | 29.27 |
| ROCHESTER GREATER INTERNATIONAL NY US | 1/25/2019 | 10:54:00 AM | 25 | 12 | 58 | 20 | 260 | 29.31 |
| ROCHESTER GREATER INTERNATIONAL NY US | 1/25/2019 | 11:54:00 AM | 22 | 8 | 55 | 26 | 270 | 29.34 |
| ROCHESTER GREATER INTERNATIONAL NY US | 1/25/2019 | 12:54:00 PM | 22 | 6 | 50 | 25 | 270 | 29.36 |
| ROCHESTER GREATER INTERNATIONAL NY US | 1/25/2019 | 1:00:00 PM | 22 | 6 | 50 | 25 | 270 | 29.33 |
| ROCHESTER GREATER INTERNATIONAL NY US | 1/25/2019 | 1:54:00 PM | 22 | 5 | 48 | 25 | 270 | 29.37 |
| ROCHESTER GREATER INTERNATIONAL NY US | 1/25/2019 | 2:00:00 PM | | | | | | |
| ROCHESTER GREATER INTERNATIONAL NY US | 1/25/2019 | 2:54:00 PM | 22 | 5 | 48 | 24 | 280 | 29.39 |
| ROCHESTER GREATER INTERNATIONAL NY US | 1/25/2019 | 3:54:00 PM | 21 | 6 | 52 | 23 | 270 | 29.42 |
| ROCHESTER GREATER INTERNATIONAL NY US | 1/25/2019 | 4:54:00 PM | 20 | 9 | 62 | 15 | 260 | 29.45 |
| ROCHESTER GREATER INTERNATIONAL NY US | 1/25/2019 | 5:31:00 PM | 19 | 11 | 71 | 14 | 260 | 29.45 |
| ROCHESTER GREATER INTERNATIONAL NY US | 1/25/2019 | 5:37:00 PM | 19 | 11 | 71 | 13 | 260 | 29.45 |
| ROCHESTER GREATER INTERNATIONAL NY US | 1/25/2019 | 5:40:00 PM | 18 | 12 | 77 | 16 | 270 | 29.45 |
| ROCHESTER GREATER INTERNATIONAL NY US | 1/25/2019 | 5:54:00 PM | 18 | 15 | 88 | 9 | 260 | 29.46 |
| ROCHESTER GREATER INTERNATIONAL NY US | 1/25/2019 | 6:46:00 PM | 18 | 13 | 81 | 16 | 250 | 29.48 |
| ROCHESTER GREATER INTERNATIONAL NY US | 1/25/2019 | 6:54:00 PM | 18 | 13 | 81 | 21 | 250 | 29.48 |
| ROCHESTER GREATER INTERNATIONAL NY US | 1/25/2019 | 7:00:00 PM | 18 | 13 | 81 | 21 | 250 | 29.44 |
| ROCHESTER GREATER INTERNATIONAL NY US | 1/25/2019 | 7:09:00 PM | 18 | 11 | 74 | 18 | 260 | 29.48 |
| ROCHESTER GREATER INTERNATIONAL NY US | 1/25/2019 | 7:24:00 PM | 17 | 9 | 70 | 13 | 240 | 29.48 |
| ROCHESTER GREATER INTERNATIONAL NY US | 1/25/2019 | 7:54:00 PM | 17 | 6 | 62 | 17 | 250 | 29.49 |
| ROCHESTER GREATER INTERNATIONAL NY US | 1/25/2019 | 8:00:00 PM | | | | | | |
| ROCHESTER GREATER INTERNATIONAL NY US | 1/25/2019 | 8:54:00 PM | 16 | 4 | 59 | 10 | 250 | 29.51 |
| ROCHESTER GREATER INTERNATIONAL NY US | 1/25/2019 | 9:54:00 PM | 15 | 4 | 61 | 11 | 240 | 29.51 |
| ROCHESTER GREATER INTERNATIONAL NY US | 1/25/2019 | 10:54:00 PM | 14 | 3 | 61 | 7 | VRB | 29.49 |
| ROCHESTER GREATER INTERNATIONAL NY US | 1/25/2019 | 11:54:00 PM | 14 | 5 | 67 | 8 | 250 | 29.51 |
| ROCHESTER GREATER INTERNATIONAL NY US | 1/25/2019 | 11:59:00 PM | | | | | | |
| ROCHESTER GREATER INTERNATIONAL NY US | 1/26/2019 | 12:54:00 AM | 13 | 4 | 67 | 8 | 220 | 29.51 |
| ROCHESTER GREATER INTERNATIONAL NY US | 1/26/2019 | 1:00:00 AM | 13 | 4 | 67 | 8 | 220 | 29.47 |
| ROCHESTER GREATER INTERNATIONAL NY US | 1/26/2019 | 1:52:00 AM | 10 | 3 | 72 | 6 | 230 | 29.51 |
| ROCHESTER GREATER INTERNATIONAL NY US | 1/26/2019 | 1:54:00 AM | 11 | 4 | 73 | 7 | 230 | 29.51 |
| ROCHESTER GREATER INTERNATIONAL NY US | 1/26/2019 | 2:00:00 AM | | | | | | |
| ROCHESTER GREATER INTERNATIONAL NY US | 1/26/2019 | 2:54:00 AM | 12 | 4 | 70 | 11 | 220 | 29.52 |
| ROCHESTER GREATER INTERNATIONAL NY US | 1/26/2019 | 3:01:00 AM | 13 | 5 | 70 | 14 | 230 | 29.52 |
| ROCHESTER GREATER INTERNATIONAL NY US | 1/26/2019 | 3:54:00 AM | 12 | 4 | 70 | 8 | 210 | 29.52 |
| ROCHESTER GREATER INTERNATIONAL NY US | 1/26/2019 | 4:54:00 AM | 13 | 5 | 70 | 11 | 220 | 29.54 |
| ROCHESTER GREATER INTERNATIONAL NY US | 1/26/2019 | 5:54:00 AM | 13 | 5 | 70 | 9 | 230 | 29.55 |
| ROCHESTER GREATER INTERNATIONAL NY US | 1/26/2019 | 6:54:00 AM | 12 | 5 | 73 | 11 | 230 | 29.57 |
| ROCHESTER GREATER INTERNATIONAL NY US | 1/26/2019 | 7:00:00 AM | 12 | 5 | 73 | 11 | 230 | 29.53 |
| ROCHESTER GREATER INTERNATIONAL NY US | 1/26/2019 | 7:54:00 AM | 11 | 5 | 77 | 6 | 220 | 29.58 |
| ROCHESTER GREATER INTERNATIONAL NY US | 1/26/2019 | 8:00:00 AM | | | | | | |
| ROCHESTER GREATER INTERNATIONAL NY US | 1/26/2019 | 8:54:00 AM | 12 | 6 | 77 | 8 | 250 | 29.6 |
| ROCHESTER GREATER INTERNATIONAL NY US | 1/26/2019 | 9:54:00 AM | 13 | 6 | 74 | 7 | 250 | 29.6 |
| ROCHESTER GREATER INTERNATIONAL NY US | 1/26/2019 | 10:54:00 AM | 14 | 5 | 67 | 9 | 240 | 29.6 |
| ROCHESTER GREATER INTERNATIONAL NY US | 1/26/2019 | 11:54:00 AM | 16 | 5 | 62 | 7 | 280 | 29.6 |
| ROCHESTER GREATER INTERNATIONAL NY US | 1/26/2019 | 12:54:00 PM | 18 | 7 | 62 | 7 | 250 | 29.57 |
| ROCHESTER GREATER INTERNATIONAL NY US | 1/26/2019 | 1:00:00 PM | 18 | 7 | 62 | 7 | 250 | 29.53 |
| ROCHESTER GREATER INTERNATIONAL NY US | 1/26/2019 | 1:54:00 PM | 19 | 7 | 59 | 3 | 230 | 29.55 |
| ROCHESTER GREATER INTERNATIONAL NY US | 1/26/2019 | 2:00:00 PM | | | | | | |
| ROCHESTER GREATER INTERNATIONAL NY US | 1/26/2019 | 2:54:00 PM | 19 | 7 | 59 | 6 | 180 | 29.55 |
| ROCHESTER GREATER INTERNATIONAL NY US | 1/26/2019 | 3:54:00 PM | 19 | 7 | 59 | 5 | 240 | 29.55 |
| ROCHESTER GREATER INTERNATIONAL NY US | 1/26/2019 | 4:54:00 PM | 20 | 8 | 60 | 0 | 0 | 29.52 |
| ROCHESTER GREATER INTERNATIONAL NY US | 1/26/2019 | 5:54:00 PM | 20 | 9 | 62 | 5 | 150 | 29.54 |
| ROCHESTER GREATER INTERNATIONAL NY US | 1/26/2019 | 6:54:00 PM | 20 | 8 | 60 | 8 | 140 | 29.52 |
| ROCHESTER GREATER INTERNATIONAL NY US | 1/26/2019 | 7:00:00 PM | 20 | 8 | 60 | 8 | 140 | 29.49 |
| ROCHESTER GREATER INTERNATIONAL NY US | 1/26/2019 | 7:54:00 PM | 19 | 8 | 62 | 5 | 150 | 29.52 |
| ROCHESTER GREATER INTERNATIONAL NY US | 1/26/2019 | 8:00:00 PM | | | | | | |
| ROCHESTER GREATER INTERNATIONAL NY US | 1/26/2019 | 8:54:00 PM | 20 | 10 | 65 | 8 | 170 | 29.49 |
| ROCHESTER GREATER INTERNATIONAL NY US | 1/26/2019 | 9:54:00 PM | 20 | 11 | 68 | 6 | 180 | 29.48 |
| ROCHESTER GREATER INTERNATIONAL NY US | 1/26/2019 | 10:54:00 PM | 19 | 11 | 71 | 8 | 170 | 29.45 |
| ROCHESTER GREATER INTERNATIONAL NY US | 1/26/2019 | 11:54:00 PM | 20 | 13 | 74 | 7 | 180 | 29.43 |
| ROCHESTER GREATER INTERNATIONAL NY US | 1/26/2019 | 11:59:00 PM | | | | | | |
| ROCHESTER GREATER INTERNATIONAL NY US | 1/27/2019 | 12:54:00 AM | 21 | 13 | 71 | 6 | 170 | 29.39 |
| ROCHESTER GREATER INTERNATIONAL NY US | 1/27/2019 | 1:00:00 AM | 21 | 13 | 71 | 6 | 170 | 29.36 |
| ROCHESTER GREATER INTERNATIONAL NY US | 1/27/2019 | 1:54:00 AM | 22 | 14 | 71 | 10 | 170 | 29.35 |
| ROCHESTER GREATER INTERNATIONAL NY US | 1/27/2019 | 2:00:00 AM | | | | | | |
| ROCHESTER GREATER INTERNATIONAL NY US | 1/27/2019 | 2:54:00 AM | 24 | 15 | 68 | 11 | 160 | 29.29 |
| ROCHESTER GREATER INTERNATIONAL NY US | 1/27/2019 | 3:54:00 AM | 25 | 17 | 72 | 11 | 150 | 29.21 |
| ROCHESTER GREATER INTERNATIONAL NY US | 1/27/2019 | 4:54:00 AM | 27 | 21 | 78 | 14 | 190 | 29.16 |
| ROCHESTER GREATER INTERNATIONAL NY US | 1/27/2019 | 5:52:00 AM | 28 | 25 | 86 | 18 | 200 | 29.13 |
| ROCHESTER GREATER INTERNATIONAL NY US | 1/27/2019 | 5:53:00 AM | 28 | 24 | 85 | 18 | 200 | 29.13 |
| ROCHESTER GREATER INTERNATIONAL NY US | 1/27/2019 | 6:16:00 AM | 29 | 25 | 85 | 16 | 210 | 29.14 |
| ROCHESTER GREATER INTERNATIONAL NY US | 1/27/2019 | 6:18:00 AM | 29 | 25 | 85 | 18 | 220 | 29.14 |
| ROCHESTER GREATER INTERNATIONAL NY US | 1/27/2019 | 6:32:00 AM | 29 | 26 | 89 | 15 | 210 | 29.14 |
| ROCHESTER GREATER INTERNATIONAL NY US | 1/27/2019 | 6:38:00 AM | 29 | 26 | 89 | 14 | 220 | 29.14 |
| ROCHESTER GREATER INTERNATIONAL NY US | 1/27/2019 | 6:54:00 AM | 29 | 26 | 89 | 18 | 200 | 29.13 |
| ROCHESTER GREATER INTERNATIONAL NY US | 1/27/2019 | 7:00:00 AM | 29 | 26 | 89 | 18 | 200 | 29.1 |
| ROCHESTER GREATER INTERNATIONAL NY US | 1/27/2019 | 7:25:00 AM | 29 | 27 | 92 | 17 | 220 | 29.16 |
| ROCHESTER GREATER INTERNATIONAL NY US | 1/27/2019 | 7:33:00 AM | 29 | 27 | 92 | 17 | 220 | 29.17 |
| ROCHESTER GREATER INTERNATIONAL NY US | 1/27/2019 | 7:47:00 AM | 29 | 28 | 96 | 22 | 250 | 29.19 |
| ROCHESTER GREATER INTERNATIONAL NY US | 1/27/2019 | 7:54:00 AM | 29 | 28 | 96 | 32 | 250 | 29.19 |
| ROCHESTER GREATER INTERNATIONAL NY US | 1/27/2019 | 7:57:00 AM | 29 | 26 | 89 | 30 | 250 | 29.2 |
| ROCHESTER GREATER INTERNATIONAL NY US | 1/27/2019 | 8:00:00 AM | | | | | | |
| ROCHESTER GREATER INTERNATIONAL NY US | 1/27/2019 | 8:13:00 AM | 28 | 21 | 75 | 24 | 260 | 29.21 |
| ROCHESTER GREATER INTERNATIONAL NY US | 1/27/2019 | 8:20:00 AM | 27 | 20 | 75 | 18 | 260 | 29.21 |
| ROCHESTER GREATER INTERNATIONAL NY US | 1/27/2019 | 8:54:00 AM | 26 | 18 | 71 | 23 | 260 | 29.24 |
| ROCHESTER GREATER INTERNATIONAL NY US | 1/27/2019 | 9:54:00 AM | 25 | 17 | 72 | 18 | 270 | 29.26 |
| ROCHESTER GREATER INTERNATIONAL NY US | 1/27/2019 | 10:54:00 AM | 24 | 15 | 68 | 22 | 280 | 29.27 |
| ROCHESTER GREATER INTERNATIONAL NY US | 1/27/2019 | 11:54:00 AM | 23 | 14 | 68 | 24 | 280 | 29.29 |
| ROCHESTER GREATER INTERNATIONAL NY US | 1/27/2019 | 12:54:00 PM | 23 | 10 | 57 | 24 | 270 | 29.32 |
| ROCHESTER GREATER INTERNATIONAL NY US | 1/27/2019 | 1:00:00 PM | 23 | 10 | 57 | 24 | 270 | 29.29 |
| ROCHESTER GREATER INTERNATIONAL NY US | 1/27/2019 | 1:54:00 PM | 22 | 7 | 52 | 26 | 280 | 29.33 |
| ROCHESTER GREATER INTERNATIONAL NY US | 1/27/2019 | 2:00:00 PM | | | | | | |
| ROCHESTER GREATER INTERNATIONAL NY US | 1/27/2019 | 2:54:00 PM | 22 | 5 | 48 | 17 | 280 | 29.33 |

**Meteorological Data from the Rochester International Airport**

| Station Name | Date | Time | Hourly Dry Bulb Temp F | Hourly Dew Point Temp F | Hourly Relative Humidity | Hourly Wind Speed | Hourly Wind Direction Degrees | Hourly Station Pressure |
|---|---|---|---|---|---|---|---|---|
| ROCHESTER GREATER INTERNATIONAL NY US | 1/27/2019 | 3:54:00 PM | 20 | 5 | 52 | 22 | 280 | 29.35 |
| ROCHESTER GREATER INTERNATIONAL NY US | 1/27/2019 | 4:54:00 PM | 19 | 6 | 57 | 15 | 260 | 29.39 |
| ROCHESTER GREATER INTERNATIONAL NY US | 1/27/2019 | 5:54:00 PM | 17 | 5 | 59 | 9 | 300 | 29.42 |
| ROCHESTER GREATER INTERNATIONAL NY US | 1/27/2019 | 6:54:00 PM | 16 | 6 | 65 | 6 | 270 | 29.45 |
| ROCHESTER GREATER INTERNATIONAL NY US | 1/27/2019 | 7:00:00 PM | 16 | 6 | 65 | 6 | 270 | 29.42 |
| ROCHESTER GREATER INTERNATIONAL NY US | 1/27/2019 | 7:54:00 PM | 15 | 5 | 64 | 5 | 280 | 29.46 |
| ROCHESTER GREATER INTERNATIONAL NY US | 1/27/2019 | 8:00:00 PM | | | | | | |
| ROCHESTER GREATER INTERNATIONAL NY US | 1/27/2019 | 8:54:00 PM | 15 | 2 | 56 | 13 | 290 | 29.48 |
| ROCHESTER GREATER INTERNATIONAL NY US | 1/27/2019 | 9:54:00 PM | 15 | 2 | 56 | 11 | 270 | 29.49 |
| ROCHESTER GREATER INTERNATIONAL NY US | 1/27/2019 | 10:54:00 PM | 14 | 3 | 61 | 8 | 250 | 29.48 |
| ROCHESTER GREATER INTERNATIONAL NY US | 1/27/2019 | 11:54:00 PM | 14 | 4 | 64 | 8 | 250 | 29.49 |
| ROCHESTER GREATER INTERNATIONAL NY US | 1/27/2019 | 11:59:00 PM | | | | | | |
| ROCHESTER GREATER INTERNATIONAL NY US | 1/28/2019 | 12:54:00 AM | 12 | 2 | 64 | 8 | 240 | 29.51 |
| ROCHESTER GREATER INTERNATIONAL NY US | 1/28/2019 | 1:00:00 AM | 12 | 2 | 64 | 8 | 240 | 29.47 |
| ROCHESTER GREATER INTERNATIONAL NY US | 1/28/2019 | 1:54:00 AM | 11 | 2 | 67 | 6 | 230 | 29.51 |
| ROCHESTER GREATER INTERNATIONAL NY US | 1/28/2019 | 2:54:00 AM | 8 | 1 | 73 | 6 | 250 | 29.52 |
| ROCHESTER GREATER INTERNATIONAL NY US | 1/28/2019 | 3:54:00 AM | 10 | 3 | 73 | 7 | 240 | 29.52 |
| ROCHESTER GREATER INTERNATIONAL NY US | 1/28/2019 | 4:54:00 AM | 10 | 2 | 69 | 3 | 260 | 29.52 |
| ROCHESTER GREATER INTERNATIONAL NY US | 1/28/2019 | 5:54:00 AM | 10 | 2 | 69 | 3 | 270 | 29.52 |
| ROCHESTER GREATER INTERNATIONAL NY US | 1/28/2019 | 6:23:00 AM | 11 | 3 | 70 | 6 | 10 | 29.54 |
| ROCHESTER GREATER INTERNATIONAL NY US | 1/28/2019 | 6:54:00 AM | 11 | 5 | 77 | 0 | 0 | 29.55 |
| ROCHESTER GREATER INTERNATIONAL NY US | 1/28/2019 | 7:00:00 AM | 11 | 5 | 77 | 0 | 0 | 29.51 |
| ROCHESTER GREATER INTERNATIONAL NY US | 1/28/2019 | 7:22:00 AM | 11 | 6 | 81 | 0 | 0 | 29.55 |
| ROCHESTER GREATER INTERNATIONAL NY US | 1/28/2019 | 7:52:00 AM | 10 | 9 | 92 | 0 | 0 | 29.55 |
| ROCHESTER GREATER INTERNATIONAL NY US | 1/28/2019 | 7:54:00 AM | 11 | 8 | 88 | 0 | 0 | 29.55 |
| ROCHESTER GREATER INTERNATIONAL NY US | 1/28/2019 | 8:00:00 AM | | | | | | |
| ROCHESTER GREATER INTERNATIONAL NY US | 1/28/2019 | 8:34:00 AM | 11 | 7 | 84 | 11 | 60 | 29.55 |
| ROCHESTER GREATER INTERNATIONAL NY US | 1/28/2019 | 8:54:00 AM | 11 | 7 | 84 | 10 | 70 | 29.57 |
| ROCHESTER GREATER INTERNATIONAL NY US | 1/28/2019 | 9:54:00 AM | 13 | 7 | 77 | 9 | 80 | 29.57 |
| ROCHESTER GREATER INTERNATIONAL NY US | 1/28/2019 | 10:54:00 AM | 14 | 7 | 73 | 11 | 100 | 29.55 |
| ROCHESTER GREATER INTERNATIONAL NY US | 1/28/2019 | 11:54:00 AM | 13 | 6 | 74 | 16 | 110 | 29.52 |
| ROCHESTER GREATER INTERNATIONAL NY US | 1/28/2019 | 12:54:00 PM | 14 | 6 | 71 | 10 | 90 | 29.49 |
| ROCHESTER GREATER INTERNATIONAL NY US | 1/28/2019 | 1:00:00 PM | 14 | 6 | 71 | 10 | 90 | 29.45 |
| ROCHESTER GREATER INTERNATIONAL NY US | 1/28/2019 | 1:29:00 PM | 14 | 5 | 67 | 16 | 120 | 29.46 |
| ROCHESTER GREATER INTERNATIONAL NY US | 1/28/2019 | 1:54:00 PM | 15 | 5 | 64 | 13 | 110 | 29.47 |
| ROCHESTER GREATER INTERNATIONAL NY US | 1/28/2019 | 2:00:00 PM | | | | | | |
| ROCHESTER GREATER INTERNATIONAL NY US | 1/28/2019 | 2:54:00 PM | 16 | 6 | 65 | 14 | 110 | 29.42 |
| ROCHESTER GREATER INTERNATIONAL NY US | 1/28/2019 | 3:54:00 PM | 16 | 6 | 65 | 11 | 110 | 29.4 |
| ROCHESTER GREATER INTERNATIONAL NY US | 1/28/2019 | 4:54:00 PM | 17 | 6 | 62 | 13 | 100 | 29.35 |
| ROCHESTER GREATER INTERNATIONAL NY US | 1/28/2019 | 5:54:00 PM | 17 | 6 | 62 | 15 | 110 | 29.32 |
| ROCHESTER GREATER INTERNATIONAL NY US | 1/28/2019 | 6:54:00 PM | 17 | 7 | 64 | 14 | 110 | 29.28 |
| ROCHESTER GREATER INTERNATIONAL NY US | 1/28/2019 | 7:00:00 PM | 17 | 7 | 64 | 14 | 110 | 29.25 |
| ROCHESTER GREATER INTERNATIONAL NY US | 1/28/2019 | 7:54:00 PM | 18 | 7 | 62 | 13 | 120 | 29.24 |
| ROCHESTER GREATER INTERNATIONAL NY US | 1/28/2019 | 8:00:00 PM | | | | | | |
| ROCHESTER GREATER INTERNATIONAL NY US | 1/28/2019 | 8:54:00 PM | 21 | 9 | 59 | 11 | 130 | 29.19 |
| ROCHESTER GREATER INTERNATIONAL NY US | 1/28/2019 | 9:54:00 PM | 23 | 11 | 60 | 8 | 140 | 29.17 |
| ROCHESTER GREATER INTERNATIONAL NY US | 1/28/2019 | 10:54:00 PM | 28 | 12 | 51 | 11 | 160 | 29.12 |
| ROCHESTER GREATER INTERNATIONAL NY US | 1/28/2019 | 11:54:00 PM | 31 | 14 | 49 | 9 | 170 | 29.1 |
| ROCHESTER GREATER INTERNATIONAL NY US | 1/28/2019 | 11:59:00 PM | | | | | | |
| ROCHESTER GREATER INTERNATIONAL NY US | 1/29/2019 | 12:54:00 AM | 32 | 17 | 54 | 8 | 170 | 29.08 |
| ROCHESTER GREATER INTERNATIONAL NY US | 1/29/2019 | 1:00:00 AM | 32 | 17 | 54 | 8 | 170 | 29.05 |
| ROCHESTER GREATER INTERNATIONAL NY US | 1/29/2019 | 1:54:00 AM | 32 | 17 | 54 | 11 | 170 | 29.06 |
| ROCHESTER GREATER INTERNATIONAL NY US | 1/29/2019 | 2:00:00 AM | | | | | | |
| ROCHESTER GREATER INTERNATIONAL NY US | 1/29/2019 | 2:54:00 AM | 34 | 20 | 56 | 13 | 180 | 29.04 |
| ROCHESTER GREATER INTERNATIONAL NY US | 1/29/2019 | 3:54:00 AM | 34 | 22 | 61 | 15 | 220 | 29.05 |
| ROCHESTER GREATER INTERNATIONAL NY US | 1/29/2019 | 4:54:00 AM | 33 | 23 | 66 | 13 | 210 | 29.05 |
| ROCHESTER GREATER INTERNATIONAL NY US | 1/29/2019 | 5:54:00 AM | 33 | 23 | 66 | 11 | 210 | 29.06 |
| ROCHESTER GREATER INTERNATIONAL NY US | 1/29/2019 | 6:54:00 AM | 33 | 24 | 70 | 16 | 220 | 29.07 |
| ROCHESTER GREATER INTERNATIONAL NY US | 1/29/2019 | 7:00:00 AM | 33 | 24 | 70 | 16 | 220 | 29.04 |
| ROCHESTER GREATER INTERNATIONAL NY US | 1/29/2019 | 7:22:00 AM | 32 | 25 | 75 | 18 | 270 | 29.1 |
| ROCHESTER GREATER INTERNATIONAL NY US | 1/29/2019 | 7:54:00 AM | 31 | 24 | 76 | 18 | 270 | 29.12 |
| ROCHESTER GREATER INTERNATIONAL NY US | 1/29/2019 | 8:00:00 AM | | | | | | |
| ROCHESTER GREATER INTERNATIONAL NY US | 1/29/2019 | 8:54:00 AM | 29 | 21 | 72 | 13 | 270 | 29.15 |
| ROCHESTER GREATER INTERNATIONAL NY US | 1/29/2019 | 9:39:00 AM | 28 | 19 | 69 | 11 | 260 | 29.17 |
| ROCHESTER GREATER INTERNATIONAL NY US | 1/29/2019 | 9:54:00 AM | 28 | 19 | 69 | 13 | 260 | 29.18 |
| ROCHESTER GREATER INTERNATIONAL NY US | 1/29/2019 | 10:54:00 AM | 28 | 17 | 63 | 15 | 260 | 29.19 |
| ROCHESTER GREATER INTERNATIONAL NY US | 1/29/2019 | 11:54:00 AM | 28 | 16 | 60 | 13 | 260 | 29.18 |
| ROCHESTER GREATER INTERNATIONAL NY US | 1/29/2019 | 12:54:00 PM | 28 | 15 | 58 | 10 | 250 | 29.18 |
| ROCHESTER GREATER INTERNATIONAL NY US | 1/29/2019 | 1:00:00 PM | 28 | 15 | 58 | 10 | 250 | 29.15 |
| ROCHESTER GREATER INTERNATIONAL NY US | 1/29/2019 | 1:54:00 PM | 29 | 13 | 51 | 13 | 260 | 29.16 |
| ROCHESTER GREATER INTERNATIONAL NY US | 1/29/2019 | 2:00:00 PM | | | | | | |
| ROCHESTER GREATER INTERNATIONAL NY US | 1/29/2019 | 2:54:00 PM | 26 | 18 | 71 | 10 | 300 | 29.16 |
| ROCHESTER GREATER INTERNATIONAL NY US | 1/29/2019 | 3:54:00 PM | 25 | 16 | 69 | 8 | 300 | 29.16 |
| ROCHESTER GREATER INTERNATIONAL NY US | 1/29/2019 | 4:54:00 PM | 24 | 17 | 75 | 5 | 270 | 29.17 |
| ROCHESTER GREATER INTERNATIONAL NY US | 1/29/2019 | 5:54:00 PM | 24 | 17 | 75 | 6 | 290 | 29.17 |
| ROCHESTER GREATER INTERNATIONAL NY US | 1/29/2019 | 6:54:00 PM | 24 | 17 | 75 | 8 | 260 | 29.2 |
| ROCHESTER GREATER INTERNATIONAL NY US | 1/29/2019 | 7:00:00 PM | 24 | 17 | 75 | 8 | 260 | 29.17 |
| ROCHESTER GREATER INTERNATIONAL NY US | 1/29/2019 | 7:30:00 PM | 23 | 17 | 78 | 10 | 270 | 29.22 |
| ROCHESTER GREATER INTERNATIONAL NY US | 1/29/2019 | 7:54:00 PM | 23 | 17 | 78 | 20 | 260 | 29.23 |
| ROCHESTER GREATER INTERNATIONAL NY US | 1/29/2019 | 8:22:00 PM | 21 | 11 | 65 | 21 | 250 | 29.24 |
| ROCHESTER GREATER INTERNATIONAL NY US | 1/29/2019 | 8:54:00 PM | 19 | 3 | 49 | 24 | 260 | 29.26 |
| ROCHESTER GREATER INTERNATIONAL NY US | 1/29/2019 | 9:54:00 PM | 18 | 4 | 54 | 18 | 250 | 29.28 |
| ROCHESTER GREATER INTERNATIONAL NY US | 1/29/2019 | 10:54:00 PM | 16 | 7 | 67 | 17 | 260 | 29.29 |
| ROCHESTER GREATER INTERNATIONAL NY US | 1/29/2019 | 11:54:00 PM | 14 | 1 | 56 | 13 | 250 | 29.29 |
| ROCHESTER GREATER INTERNATIONAL NY US | 1/29/2019 | 11:59:00 PM | | | | | | |
| ROCHESTER GREATER INTERNATIONAL NY US | 1/30/2019 | 12:54:00 AM | 13 | -3 | 49 | 13 | 240 | 29.28 |
| ROCHESTER GREATER INTERNATIONAL NY US | 1/30/2019 | 1:00:00 AM | 13 | -3 | 49 | 13 | 240 | 29.25 |
| ROCHESTER GREATER INTERNATIONAL NY US | 1/30/2019 | 1:54:00 AM | 12 | -3 | 51 | 9 | 220 | 29.27 |
| ROCHESTER GREATER INTERNATIONAL NY US | 1/30/2019 | 2:00:00 AM | | | | | | |
| ROCHESTER GREATER INTERNATIONAL NY US | 1/30/2019 | 2:54:00 AM | 11 | -4 | 51 | 11 | 220 | 29.28 |
| ROCHESTER GREATER INTERNATIONAL NY US | 1/30/2019 | 3:54:00 AM | 11 | -3 | 53 | 16 | 240 | 29.25 |
| ROCHESTER GREATER INTERNATIONAL NY US | 1/30/2019 | 4:54:00 AM | 10 | -5 | 50 | 10 | 240 | 29.24 |
| ROCHESTER GREATER INTERNATIONAL NY US | 1/30/2019 | 5:54:00 AM | 10 | -5 | 50 | 11 | 220 | 29.21 |
| ROCHESTER GREATER INTERNATIONAL NY US | 1/30/2019 | 6:54:00 AM | 10 | -2 | 58 | 9 | 240 | 29.2 |
| ROCHESTER GREATER INTERNATIONAL NY US | 1/30/2019 | 7:00:00 AM | 10 | -2 | 58 | 9 | 240 | 29.17 |
| ROCHESTER GREATER INTERNATIONAL NY US | 1/30/2019 | 7:54:00 AM | 10 | 0 | 63 | 11 | 240 | 29.21 |
| ROCHESTER GREATER INTERNATIONAL NY US | 1/30/2019 | 8:00:00 AM | | | | | | |
| ROCHESTER GREATER INTERNATIONAL NY US | 1/30/2019 | 8:54:00 AM | 10 | 2 | 69 | 8 | 240 | 29.22 |
| ROCHESTER GREATER INTERNATIONAL NY US | 1/30/2019 | 9:07:00 AM | 9 | 2 | 73 | 7 | 320 | 29.22 |
| ROCHESTER GREATER INTERNATIONAL NY US | 1/30/2019 | 9:14:00 AM | 9 | 3 | 77 | 8 | 330 | 29.22 |
| ROCHESTER GREATER INTERNATIONAL NY US | 1/30/2019 | 9:39:00 AM | 8 | 3 | 80 | 9 | 340 | 29.22 |
| ROCHESTER GREATER INTERNATIONAL NY US | 1/30/2019 | 9:49:00 AM | 7 | 3 | 85 | 9 | 310 | 29.22 |
| ROCHESTER GREATER INTERNATIONAL NY US | 1/30/2019 | 9:54:00 AM | 8 | 3 | 80 | 9 | 320 | 29.22 |
| ROCHESTER GREATER INTERNATIONAL NY US | 1/30/2019 | 10:03:00 AM | 7 | 3 | 84 | 13 | 310 | 29.23 |

**Meteorological Data from the Rochester International Airport**

| Station Name | Date | Time | Hourly Dry Bulb Temp F | Hourly Dew Point Temp F | Hourly Relative Humidity | Hourly Wind Speed | Hourly Wind Direction Degrees | Hourly Station Pressure |
|---|---|---|---|---|---|---|---|---|
| ROCHESTER GREATER INTERNATIONAL NY US | 1/30/2019 | 10:27:00 AM | 8 | 2 | 76 | 10 | 280 | 29.23 |
| ROCHESTER GREATER INTERNATIONAL NY US | 1/30/2019 | 10:54:00 AM | 9 | 1 | 70 | 14 | 290 | 29.24 |
| ROCHESTER GREATER INTERNATIONAL NY US | 1/30/2019 | 11:52:00 AM | 7 | -2 | 66 | 18 | 290 | 29.26 |
| ROCHESTER GREATER INTERNATIONAL NY US | 1/30/2019 | 11:54:00 AM | 6 | -2 | 69 | 22 | 280 | 29.27 |
| ROCHESTER GREATER INTERNATIONAL NY US | 1/30/2019 | 12:02:00 PM | 5 | -2 | 72 | 18 | 280 | 29.27 |
| ROCHESTER GREATER INTERNATIONAL NY US | 1/30/2019 | 12:40:00 PM | 4 | -4 | 69 | 26 | 280 | 29.28 |
| ROCHESTER GREATER INTERNATIONAL NY US | 1/30/2019 | 12:54:00 PM | 4 | -3 | 73 | 20 | 280 | 29.29 |
| ROCHESTER GREATER INTERNATIONAL NY US | 1/30/2019 | 1:00:00 PM | 4 | -3 | 73 | 20 | 280 | 29.26 |
| ROCHESTER GREATER INTERNATIONAL NY US | 1/30/2019 | 1:26:00 PM | 3 | -1 | 83 | 22 | 280 | 29.32 |
| ROCHESTER GREATER INTERNATIONAL NY US | 1/30/2019 | 1:43:00 PM | 3 | -1 | 83 | 22 | 270 | 29.33 |
| ROCHESTER GREATER INTERNATIONAL NY US | 1/30/2019 | 1:54:00 PM | 3 | -1 | 83 | 23 | 270 | 29.34 |
| ROCHESTER GREATER INTERNATIONAL NY US | 1/30/2019 | 2:00:00 PM | | | | | | |
| ROCHESTER GREATER INTERNATIONAL NY US | 1/30/2019 | 2:19:00 PM | 2 | -1 | 88 | 23 | 260 | 29.35 |
| ROCHESTER GREATER INTERNATIONAL NY US | 1/30/2019 | 2:26:00 PM | 2 | -1 | 88 | 24 | 250 | 29.35 |
| ROCHESTER GREATER INTERNATIONAL NY US | 1/30/2019 | 2:54:00 PM | 2 | -2 | 83 | 31 | 250 | 29.36 |
| ROCHESTER GREATER INTERNATIONAL NY US | 1/30/2019 | 3:46:00 PM | 2 | -4 | 76 | 21 | 260 | 29.4 |
| ROCHESTER GREATER INTERNATIONAL NY US | 1/30/2019 | 3:54:00 PM | 2 | -4 | 76 | 24 | 250 | 29.41 |
| ROCHESTER GREATER INTERNATIONAL NY US | 1/30/2019 | 4:37:00 PM | 1 | -3 | 83 | 22 | 250 | 29.42 |
| ROCHESTER GREATER INTERNATIONAL NY US | 1/30/2019 | 4:54:00 PM | 1 | -3 | 83 | 21 | 250 | 29.43 |
| ROCHESTER GREATER INTERNATIONAL NY US | 1/30/2019 | 5:29:00 PM | 1 | -5 | 75 | 22 | 250 | 29.44 |
| ROCHESTER GREATER INTERNATIONAL NY US | 1/30/2019 | 5:36:00 PM | 1 | -6 | 72 | 21 | 250 | 29.44 |
| ROCHESTER GREATER INTERNATIONAL NY US | 1/30/2019 | 5:44:00 PM | 1 | -6 | 72 | 20 | 250 | 29.44 |
| ROCHESTER GREATER INTERNATIONAL NY US | 1/30/2019 | 5:54:00 PM | 1 | -6 | 72 | 18 | 240 | 29.44 |
| ROCHESTER GREATER INTERNATIONAL NY US | 1/30/2019 | 6:24:00 PM | 1 | -5 | 75 | 21 | 240 | 29.45 |
| ROCHESTER GREATER INTERNATIONAL NY US | 1/30/2019 | 6:42:00 PM | 1 | -5 | 75 | 18 | 240 | 29.46 |
| ROCHESTER GREATER INTERNATIONAL NY US | 1/30/2019 | 6:54:00 PM | 1 | -5 | 75 | 18 | 240 | 29.46 |
| ROCHESTER GREATER INTERNATIONAL NY US | 1/30/2019 | 6:58:00 PM | 1 | -5 | 75 | 21 | 240 | 29.46 |
| ROCHESTER GREATER INTERNATIONAL NY US | 1/30/2019 | 7:00:00 PM | 1 | -5 | 75 | 18 | 240 | 29.42 |
| ROCHESTER GREATER INTERNATIONAL NY US | 1/30/2019 | 7:23:00 PM | 1 | -5 | 75 | 18 | 240 | 29.47 |
| ROCHESTER GREATER INTERNATIONAL NY US | 1/30/2019 | 7:43:00 PM | 0 | -7 | 72 | 22 | 250 | 29.48 |
| ROCHESTER GREATER INTERNATIONAL NY US | 1/30/2019 | 7:54:00 PM | 0 | -7 | 72 | 22 | 250 | 29.48 |
| ROCHESTER GREATER INTERNATIONAL NY US | 1/30/2019 | 8:48:00 PM | 0 | -8 | 71 | 24 | 250 | 29.48 |
| ROCHESTER GREATER INTERNATIONAL NY US | 1/30/2019 | 8:54:00 PM | 0 | -8 | 69 | 21 | 250 | 29.49 |
| ROCHESTER GREATER INTERNATIONAL NY US | 1/30/2019 | 9:10:00 PM | 0 | -8 | 69 | 21 | 250 | 29.49 |
| ROCHESTER GREATER INTERNATIONAL NY US | 1/30/2019 | 9:54:00 PM | 0 | -9 | 65 | 20 | 250 | 29.49 |
| ROCHESTER GREATER INTERNATIONAL NY US | 1/30/2019 | 10:48:00 PM | 0 | -9 | 65 | 17 | 250 | 29.49 |
| ROCHESTER GREATER INTERNATIONAL NY US | 1/30/2019 | 10:54:00 PM | -1 | -9 | 68 | 17 | 250 | 29.49 |
| ROCHESTER GREATER INTERNATIONAL NY US | 1/30/2019 | 11:05:00 PM | -1 | -8 | 72 | 20 | 240 | 29.49 |
| ROCHESTER GREATER INTERNATIONAL NY US | 1/30/2019 | 11:32:00 PM | -1 | -8 | 72 | 20 | 250 | 29.49 |
| ROCHESTER GREATER INTERNATIONAL NY US | 1/30/2019 | 11:54:00 PM | -1 | -8 | 72 | 21 | 240 | 29.49 |
| ROCHESTER GREATER INTERNATIONAL NY US | 1/30/2019 | 11:59:00 PM | | | | | | |
| ROCHESTER GREATER INTERNATIONAL NY US | 1/31/2019 | 12:29:00 AM | -1 | -7 | 75 | 18 | 240 | 29.49 |
| ROCHESTER GREATER INTERNATIONAL NY US | 1/31/2019 | 12:54:00 AM | -1 | -6 | 79 | 20 | 240 | 29.49 |
| ROCHESTER GREATER INTERNATIONAL NY US | 1/31/2019 | 1:00:00 AM | -1 | -6 | 79 | 20 | 240 | 29.45 |
| ROCHESTER GREATER INTERNATIONAL NY US | 1/31/2019 | 1:47:00 AM | -1 | -6 | 79 | 20 | 230 | 29.49 |
| ROCHESTER GREATER INTERNATIONAL NY US | 1/31/2019 | 1:54:00 AM | -1 | -6 | 79 | 17 | 220 | 29.49 |
| ROCHESTER GREATER INTERNATIONAL NY US | 1/31/2019 | 2:29:00 AM | -1 | -6 | 79 | 14 | 230 | 29.51 |
| ROCHESTER GREATER INTERNATIONAL NY US | 1/31/2019 | 2:52:00 AM | 0 | -6 | 78 | 16 | 230 | 29.52 |
| ROCHESTER GREATER INTERNATIONAL NY US | 1/31/2019 | 2:54:00 AM | -1 | -6 | 79 | 16 | 230 | 29.52 |
| ROCHESTER GREATER INTERNATIONAL NY US | 1/31/2019 | 3:18:00 AM | -1 | -6 | 79 | 15 | 230 | 29.52 |
| ROCHESTER GREATER INTERNATIONAL NY US | 1/31/2019 | 3:52:00 AM | 0 | -6 | 78 | 14 | 230 | 29.52 |
| ROCHESTER GREATER INTERNATIONAL NY US | 1/31/2019 | 3:54:00 AM | -1 | -6 | 79 | 15 | 230 | 29.52 |
| ROCHESTER GREATER INTERNATIONAL NY US | 1/31/2019 | 4:52:00 AM | 0 | -8 | 71 | 16 | 230 | 29.52 |
| ROCHESTER GREATER INTERNATIONAL NY US | 1/31/2019 | 4:54:00 AM | -1 | -7 | 75 | 17 | 230 | 29.52 |
| ROCHESTER GREATER INTERNATIONAL NY US | 1/31/2019 | 5:54:00 AM | -1 | -7 | 75 | 16 | 230 | 29.55 |
| ROCHESTER GREATER INTERNATIONAL NY US | 1/31/2019 | 6:54:00 AM | 0 | -6 | 76 | 15 | 240 | 29.57 |
| ROCHESTER GREATER INTERNATIONAL NY US | 1/31/2019 | 7:00:00 AM | 0 | -6 | 76 | 15 | 240 | 29.54 |
| ROCHESTER GREATER INTERNATIONAL NY US | 1/31/2019 | 7:54:00 AM | 0 | -6 | 76 | 17 | 230 | 29.6 |
| ROCHESTER GREATER INTERNATIONAL NY US | 1/31/2019 | 8:00:00 AM | | | | | | |
| ROCHESTER GREATER INTERNATIONAL NY US | 1/31/2019 | 8:54:00 AM | 2 | -6 | 69 | 15 | 230 | 29.61 |
| ROCHESTER GREATER INTERNATIONAL NY US | 1/31/2019 | 9:54:00 AM | 4 | -4 | 69 | 13 | 240 | 29.63 |
| ROCHESTER GREATER INTERNATIONAL NY US | 1/31/2019 | 10:54:00 AM | 7 | -2 | 66 | 22 | 250 | 29.65 |
| ROCHESTER GREATER INTERNATIONAL NY US | 1/31/2019 | 11:54:00 AM | 8 | -1 | 66 | 21 | 250 | 29.65 |
| ROCHESTER GREATER INTERNATIONAL NY US | 1/31/2019 | 12:54:00 PM | 9 | -2 | 61 | 25 | 260 | 29.63 |
| ROCHESTER GREATER INTERNATIONAL NY US | 1/31/2019 | 1:00:00 PM | 9 | -2 | 61 | 25 | 260 | 29.6 |
| ROCHESTER GREATER INTERNATIONAL NY US | 1/31/2019 | 1:54:00 PM | 9 | -1 | 64 | 23 | 260 | 29.62 |
| ROCHESTER GREATER INTERNATIONAL NY US | 1/31/2019 | 1:59:00 PM | 9 | -1 | 64 | 25 | 260 | 29.62 |
| ROCHESTER GREATER INTERNATIONAL NY US | 1/31/2019 | 2:00:00 PM | | | | | | |
| ROCHESTER GREATER INTERNATIONAL NY US | 1/31/2019 | 2:01:00 PM | 9 | -1 | 64 | 25 | 260 | 29.62 |
| ROCHESTER GREATER INTERNATIONAL NY US | 1/31/2019 | 2:54:00 PM | 9 | -2 | 61 | 22 | 260 | 29.62 |
| ROCHESTER GREATER INTERNATIONAL NY US | 1/31/2019 | 3:54:00 PM | 9 | -3 | 58 | 24 | 260 | 29.65 |
| ROCHESTER GREATER INTERNATIONAL NY US | 1/31/2019 | 4:54:00 PM | 7 | -4 | 60 | 22 | 260 | 29.66 |
| ROCHESTER GREATER INTERNATIONAL NY US | 1/31/2019 | 5:54:00 PM | 6 | -4 | 63 | 18 | 260 | 29.68 |
| ROCHESTER GREATER INTERNATIONAL NY US | 1/31/2019 | 6:54:00 PM | 5 | -4 | 66 | 18 | 260 | 29.7 |
| ROCHESTER GREATER INTERNATIONAL NY US | 1/31/2019 | 7:00:00 PM | 5 | -4 | 66 | 18 | 260 | 29.67 |
| ROCHESTER GREATER INTERNATIONAL NY US | 1/31/2019 | 7:54:00 PM | 5 | -5 | 63 | 14 | 260 | 29.71 |
| ROCHESTER GREATER INTERNATIONAL NY US | 1/31/2019 | 8:00:00 PM | | | | | | |
| ROCHESTER GREATER INTERNATIONAL NY US | 1/31/2019 | 8:54:00 PM | 4 | -4 | 69 | 9 | 260 | 29.72 |
| ROCHESTER GREATER INTERNATIONAL NY US | 1/31/2019 | 9:54:00 PM | 4 | -3 | 73 | 10 | 270 | 29.72 |
| ROCHESTER GREATER INTERNATIONAL NY US | 1/31/2019 | 10:54:00 PM | 4 | -3 | 73 | 10 | 260 | 29.73 |
| ROCHESTER GREATER INTERNATIONAL NY US | 1/31/2019 | 11:54:00 PM | 2 | -5 | 72 | 11 | 250 | 29.73 |
| ROCHESTER GREATER INTERNATIONAL NY US | 1/31/2019 | 11:59:00 PM | | | | | | |
| ROCHESTER GREATER INTERNATIONAL NY US | 2/1/2019 | 12:54:00 AM | 2 | -6 | 69 | 9 | 250 | 29.73 |
| ROCHESTER GREATER INTERNATIONAL NY US | 2/1/2019 | 1:00:00 AM | 2 | -6 | 69 | 9 | 250 | 29.7 |
| ROCHESTER GREATER INTERNATIONAL NY US | 2/1/2019 | 1:54:00 AM | 1 | -6 | 72 | 9 | 230 | 29.74 |
| ROCHESTER GREATER INTERNATIONAL NY US | 2/1/2019 | 2:54:00 AM | 1 | -5 | 75 | 9 | 220 | 29.75 |
| ROCHESTER GREATER INTERNATIONAL NY US | 2/1/2019 | 3:54:00 AM | 1 | -5 | 75 | 10 | 220 | 29.75 |
| ROCHESTER GREATER INTERNATIONAL NY US | 2/1/2019 | 4:54:00 AM | 1 | -6 | 72 | 9 | 240 | 29.76 |
| ROCHESTER GREATER INTERNATIONAL NY US | 2/1/2019 | 5:54:00 AM | 1 | -6 | 72 | 8 | 220 | 29.76 |
| ROCHESTER GREATER INTERNATIONAL NY US | 2/1/2019 | 6:54:00 AM | 1 | -6 | 72 | 8 | 230 | 29.77 |
| ROCHESTER GREATER INTERNATIONAL NY US | 2/1/2019 | 7:00:00 AM | 1 | -6 | 72 | 8 | 230 | 29.74 |
| ROCHESTER GREATER INTERNATIONAL NY US | 2/1/2019 | 7:54:00 AM | 1 | -6 | 72 | 7 | 230 | 29.78 |
| ROCHESTER GREATER INTERNATIONAL NY US | 2/1/2019 | 8:00:00 AM | | | | | | |
| ROCHESTER GREATER INTERNATIONAL NY US | 2/1/2019 | 8:54:00 AM | 3 | -6 | 66 | 14 | 240 | 29.79 |
| ROCHESTER GREATER INTERNATIONAL NY US | 2/1/2019 | 9:54:00 AM | 6 | -3 | 66 | 11 | 230 | 29.79 |
| ROCHESTER GREATER INTERNATIONAL NY US | 2/1/2019 | 10:54:00 AM | 8 | -1 | 66 | 13 | 240 | 29.79 |
| ROCHESTER GREATER INTERNATIONAL NY US | 2/1/2019 | 11:54:00 AM | 11 | 0 | 61 | 11 | 230 | 29.77 |
| ROCHESTER GREATER INTERNATIONAL NY US | 2/1/2019 | 12:54:00 PM | 13 | -2 | 51 | 8 | 270 | 29.76 |
| ROCHESTER GREATER INTERNATIONAL NY US | 2/1/2019 | 1:00:00 PM | 13 | -2 | 51 | 8 | 270 | 29.73 |
| ROCHESTER GREATER INTERNATIONAL NY US | 2/1/2019 | 1:54:00 PM | 14 | -1 | 51 | 6 | 240 | 29.74 |
| ROCHESTER GREATER INTERNATIONAL NY US | 2/1/2019 | 2:00:00 PM | | | | | | |
| ROCHESTER GREATER INTERNATIONAL NY US | 2/1/2019 | 2:54:00 PM | 15 | -2 | 46 | 6 | 260 | 29.74 |
| ROCHESTER GREATER INTERNATIONAL NY US | 2/1/2019 | 3:54:00 PM | 15 | -5 | 40 | 6 | 250 | 29.74 |
| ROCHESTER GREATER INTERNATIONAL NY US | 2/1/2019 | 4:54:00 PM | 15 | -7 | 36 | 7 | 250 | 29.74 |

**Meteorological Data from the Rochester International Airport**

| Station Name | Date | Time | Hourly Dry Bulb Temp F | Hourly Dew Point Temp F | Hourly Relative Humidity | Hourly Wind Speed | Hourly Wind Direction Degrees | Hourly Station Pressure |
|---|---|---|---|---|---|---|---|---|
| ROCHESTER GREATER INTERNATIONAL NY US | 2/1/2019 | 5:54:00 PM | 13 | -5 | 44 | 5 | 280 | 29.76 |
| ROCHESTER GREATER INTERNATIONAL NY US | 2/1/2019 | 6:54:00 PM | 10 | -4 | 53 | 6 | 290 | 29.76 |
| ROCHESTER GREATER INTERNATIONAL NY US | 2/1/2019 | 7:00:00 PM | 10 | -4 | 53 | 6 | 290 | 29.73 |
| ROCHESTER GREATER INTERNATIONAL NY US | 2/1/2019 | 7:54:00 PM | 6 | -4 | 63 | 3 | 240 | 29.76 |
| ROCHESTER GREATER INTERNATIONAL NY US | 2/1/2019 | 8:00:00 PM | | | | | | |
| ROCHESTER GREATER INTERNATIONAL NY US | 2/1/2019 | 8:54:00 PM | 4 | -3 | 73 | 5 | 220 | 29.76 |
| ROCHESTER GREATER INTERNATIONAL NY US | 2/1/2019 | 9:54:00 PM | 3 | -4 | 72 | 5 | 220 | 29.75 |
| ROCHESTER GREATER INTERNATIONAL NY US | 2/1/2019 | 10:54:00 PM | 2 | -3 | 80 | 7 | 230 | 29.74 |
| ROCHESTER GREATER INTERNATIONAL NY US | 2/1/2019 | 11:54:00 PM | 4 | -2 | 76 | 8 | 240 | 29.74 |
| ROCHESTER GREATER INTERNATIONAL NY US | 2/1/2019 | 11:59:00 PM | | | | | | |
| ROCHESTER GREATER INTERNATIONAL NY US | 2/2/2019 | 12:54:00 AM | 5 | -2 | 72 | 8 | 250 | 29.71 |
| ROCHESTER GREATER INTERNATIONAL NY US | 2/2/2019 | 1:00:00 AM | 5 | -2 | 72 | 8 | 250 | 29.68 |
| ROCHESTER GREATER INTERNATIONAL NY US | 2/2/2019 | 1:54:00 AM | 6 | -1 | 73 | 9 | 230 | 29.7 |
| ROCHESTER GREATER INTERNATIONAL NY US | 2/2/2019 | 2:00:00 AM | | | | | | |
| ROCHESTER GREATER INTERNATIONAL NY US | 2/2/2019 | 2:54:00 AM | 6 | -2 | 69 | 7 | 230 | 29.69 |
| ROCHESTER GREATER INTERNATIONAL NY US | 2/2/2019 | 3:54:00 AM | 6 | -3 | 66 | 6 | 230 | 29.67 |
| ROCHESTER GREATER INTERNATIONAL NY US | 2/2/2019 | 4:54:00 AM | 7 | -2 | 66 | 7 | 230 | 29.64 |
| ROCHESTER GREATER INTERNATIONAL NY US | 2/2/2019 | 5:54:00 AM | 10 | 1 | 67 | 9 | 230 | 29.61 |
| ROCHESTER GREATER INTERNATIONAL NY US | 2/2/2019 | 6:54:00 AM | 14 | 2 | 58 | 10 | 210 | 29.6 |
| ROCHESTER GREATER INTERNATIONAL NY US | 2/2/2019 | 7:00:00 AM | 14 | 2 | 58 | 10 | 210 | 29.57 |
| ROCHESTER GREATER INTERNATIONAL NY US | 2/2/2019 | 7:54:00 AM | 15 | 4 | 61 | 11 | 210 | 29.57 |
| ROCHESTER GREATER INTERNATIONAL NY US | 2/2/2019 | 8:00:00 AM | | | | | | |
| ROCHESTER GREATER INTERNATIONAL NY US | 2/2/2019 | 8:54:00 AM | 17 | 7 | 64 | 10 | 220 | 29.55 |
| ROCHESTER GREATER INTERNATIONAL NY US | 2/2/2019 | 9:54:00 AM | 20 | 10 | 65 | 13 | 220 | 29.52 |
| ROCHESTER GREATER INTERNATIONAL NY US | 2/2/2019 | 10:54:00 AM | 24 | 15 | 68 | 11 | 230 | 29.49 |
| ROCHESTER GREATER INTERNATIONAL NY US | 2/2/2019 | 11:54:00 AM | 32 | 23 | 69 | 22 | 250 | 29.45 |
| ROCHESTER GREATER INTERNATIONAL NY US | 2/2/2019 | 12:52:00 PM | 34 | 25 | 70 | 21 | 250 | 29.41 |
| ROCHESTER GREATER INTERNATIONAL NY US | 2/2/2019 | 12:54:00 PM | 33 | 24 | 70 | 21 | 250 | 29.41 |
| ROCHESTER GREATER INTERNATIONAL NY US | 2/2/2019 | 1:00:00 PM | 33 | 24 | 70 | 21 | 250 | 29.37 |
| ROCHESTER GREATER INTERNATIONAL NY US | 2/2/2019 | 1:25:00 PM | 35 | 25 | 67 | 20 | 260 | 29.39 |
| ROCHESTER GREATER INTERNATIONAL NY US | 2/2/2019 | 1:54:00 PM | 35 | 25 | 67 | 17 | 250 | 29.37 |
| ROCHESTER GREATER INTERNATIONAL NY US | 2/2/2019 | 2:00:00 PM | | | | | | |
| ROCHESTER GREATER INTERNATIONAL NY US | 2/2/2019 | 2:54:00 PM | 36 | 25 | 64 | 20 | 270 | 29.36 |
| ROCHESTER GREATER INTERNATIONAL NY US | 2/2/2019 | 3:44:00 PM | 37 | 25 | 62 | 18 | 270 | 29.36 |
| ROCHESTER GREATER INTERNATIONAL NY US | 2/2/2019 | 3:54:00 PM | 37 | 26 | 65 | 17 | 260 | 29.36 |
| ROCHESTER GREATER INTERNATIONAL NY US | 2/2/2019 | 4:54:00 PM | 39 | 28 | 65 | 16 | 280 | 29.37 |
| ROCHESTER GREATER INTERNATIONAL NY US | 2/2/2019 | 5:54:00 PM | 38 | 29 | 70 | 14 | 280 | 29.39 |
| ROCHESTER GREATER INTERNATIONAL NY US | 2/2/2019 | 6:54:00 PM | 38 | 31 | 76 | 10 | 290 | 29.42 |
| ROCHESTER GREATER INTERNATIONAL NY US | 2/2/2019 | 7:00:00 PM | 38 | 31 | 76 | 10 | 290 | 29.39 |
| ROCHESTER GREATER INTERNATIONAL NY US | 2/2/2019 | 7:54:00 PM | 37 | 32 | 82 | 7 | 310 | 29.43 |
| ROCHESTER GREATER INTERNATIONAL NY US | 2/2/2019 | 8:11:00 PM | 37 | 33 | 86 | 5 | 310 | 29.43 |
| ROCHESTER GREATER INTERNATIONAL NY US | 2/2/2019 | 8:47:00 PM | 35 | 35 | 100 | 3 | 320 | 29.44 |
| ROCHESTER GREATER INTERNATIONAL NY US | 2/2/2019 | 8:52:00 PM | 36 | 36 | 100 | 0 | 0 | 29.44 |
| ROCHESTER GREATER INTERNATIONAL NY US | 2/2/2019 | 8:54:00 PM | 35 | 35 | 100 | 0 | 0 | 29.44 |
| ROCHESTER GREATER INTERNATIONAL NY US | 2/2/2019 | 8:58:00 PM | 35 | 35 | 100 | 0 | 0 | 29.44 |
| ROCHESTER GREATER INTERNATIONAL NY US | 2/2/2019 | 9:54:00 PM | 35 | 34 | 96 | 6 | 310 | 29.46 |
| ROCHESTER GREATER INTERNATIONAL NY US | 2/2/2019 | 10:01:00 PM | 35 | 34 | 96 | 5 | 320 | 29.46 |
| ROCHESTER GREATER INTERNATIONAL NY US | 2/2/2019 | 10:54:00 PM | 35 | 34 | 96 | 3 | 320 | 29.46 |
| ROCHESTER GREATER INTERNATIONAL NY US | 2/2/2019 | 11:54:00 PM | 35 | 35 | 100 | 0 | 0 | 29.46 |
| ROCHESTER GREATER INTERNATIONAL NY US | 2/2/2019 | 11:59:00 PM | | | | | | |
| ROCHESTER GREATER INTERNATIONAL NY US | 2/3/2019 | 12:16:00 AM | 34 | 34 | 100 | 6 | 20 | 29.46 |
| ROCHESTER GREATER INTERNATIONAL NY US | 2/3/2019 | 12:23:00 AM | 34 | 33 | 97 | 5 | 20 | 29.46 |
| ROCHESTER GREATER INTERNATIONAL NY US | 2/3/2019 | 12:54:00 AM | 34 | 33 | 97 | 5 | 80 | 29.46 |
| ROCHESTER GREATER INTERNATIONAL NY US | 2/3/2019 | 1:00:00 AM | 34 | 33 | 97 | 5 | 80 | 29.42 |
| ROCHESTER GREATER INTERNATIONAL NY US | 2/3/2019 | 1:54:00 AM | 33 | 33 | 100 | 6 | 130 | 29.45 |
| ROCHESTER GREATER INTERNATIONAL NY US | 2/3/2019 | 2:00:00 AM | | | | | | |
| ROCHESTER GREATER INTERNATIONAL NY US | 2/3/2019 | 2:54:00 AM | 33 | 33 | 100 | 5 | 140 | 29.44 |
| ROCHESTER GREATER INTERNATIONAL NY US | 2/3/2019 | 3:06:00 AM | 33 | 33 | 100 | 3 | 150 | 29.44 |
| ROCHESTER GREATER INTERNATIONAL NY US | 2/3/2019 | 3:19:00 AM | 33 | 33 | 100 | 0 | 0 | 29.44 |
| ROCHESTER GREATER INTERNATIONAL NY US | 2/3/2019 | 3:52:00 AM | 34 | 34 | 100 | 0 | 0 | 29.43 |
| ROCHESTER GREATER INTERNATIONAL NY US | 2/3/2019 | 3:54:00 AM | 34 | 34 | 100 | 3 | 120 | 29.43 |
| ROCHESTER GREATER INTERNATIONAL NY US | 2/3/2019 | 4:54:00 AM | 34 | 34 | 100 | 5 | 130 | 29.42 |
| ROCHESTER GREATER INTERNATIONAL NY US | 2/3/2019 | 5:29:00 AM | 34 | 34 | 100 | 5 | 130 | 29.42 |
| ROCHESTER GREATER INTERNATIONAL NY US | 2/3/2019 | 5:54:00 AM | 34 | 34 | 100 | 3 | 140 | 29.41 |
| ROCHESTER GREATER INTERNATIONAL NY US | 2/3/2019 | 6:45:00 AM | 34 | 33 | 97 | 0 | 0 | 29.41 |
| ROCHESTER GREATER INTERNATIONAL NY US | 2/3/2019 | 6:54:00 AM | 34 | 33 | 97 | 3 | 130 | 29.41 |
| ROCHESTER GREATER INTERNATIONAL NY US | 2/3/2019 | 7:00:00 AM | 34 | 33 | 97 | 3 | 130 | 29.37 |
| ROCHESTER GREATER INTERNATIONAL NY US | 2/3/2019 | 7:19:00 AM | 34 | 33 | 97 | 5 | 160 | 29.41 |
| ROCHESTER GREATER INTERNATIONAL NY US | 2/3/2019 | 7:52:00 AM | 34 | 34 | 100 | 3 | 180 | 29.4 |
| ROCHESTER GREATER INTERNATIONAL NY US | 2/3/2019 | 7:54:00 AM | 34 | 34 | 100 | 5 | 170 | 29.4 |
| ROCHESTER GREATER INTERNATIONAL NY US | 2/3/2019 | 8:00:00 AM | | | | | | |
| ROCHESTER GREATER INTERNATIONAL NY US | 2/3/2019 | 8:13:00 AM | 35 | 34 | 96 | 6 | 200 | 29.4 |
| ROCHESTER GREATER INTERNATIONAL NY US | 2/3/2019 | 8:54:00 AM | 39 | 35 | 86 | 11 | 220 | 29.4 |
| ROCHESTER GREATER INTERNATIONAL NY US | 2/3/2019 | 9:54:00 AM | 43 | 36 | 76 | 11 | 220 | 29.38 |
| ROCHESTER GREATER INTERNATIONAL NY US | 2/3/2019 | 10:54:00 AM | 45 | 37 | 74 | 14 | 230 | 29.38 |
| ROCHESTER GREATER INTERNATIONAL NY US | 2/3/2019 | 11:54:00 AM | 48 | 38 | 68 | 15 | 230 | 29.35 |
| ROCHESTER GREATER INTERNATIONAL NY US | 2/3/2019 | 12:54:00 PM | 50 | 38 | 63 | 16 | 230 | 29.32 |
| ROCHESTER GREATER INTERNATIONAL NY US | 2/3/2019 | 1:00:00 PM | 50 | 38 | 63 | 16 | 230 | 29.29 |
| ROCHESTER GREATER INTERNATIONAL NY US | 2/3/2019 | 1:54:00 PM | 53 | 39 | 59 | 11 | 210 | 29.29 |
| ROCHESTER GREATER INTERNATIONAL NY US | 2/3/2019 | 2:00:00 PM | | | | | | |
| ROCHESTER GREATER INTERNATIONAL NY US | 2/3/2019 | 2:54:00 PM | 53 | 40 | 61 | 8 | 210 | 29.28 |
| ROCHESTER GREATER INTERNATIONAL NY US | 2/3/2019 | 3:54:00 PM | 54 | 39 | 57 | 10 | 220 | 29.29 |
| ROCHESTER GREATER INTERNATIONAL NY US | 2/3/2019 | 4:54:00 PM | 51 | 39 | 64 | 14 | 240 | 29.29 |
| ROCHESTER GREATER INTERNATIONAL NY US | 2/3/2019 | 5:54:00 PM | 53 | 39 | 59 | 13 | 220 | 29.3 |
| ROCHESTER GREATER INTERNATIONAL NY US | 2/3/2019 | 6:54:00 PM | 51 | 39 | 64 | 13 | 230 | 29.3 |
| ROCHESTER GREATER INTERNATIONAL NY US | 2/3/2019 | 7:00:00 PM | 51 | 39 | 64 | 13 | 230 | 29.27 |
| ROCHESTER GREATER INTERNATIONAL NY US | 2/3/2019 | 7:54:00 PM | 53 | 39 | 59 | 14 | 220 | 29.31 |
| ROCHESTER GREATER INTERNATIONAL NY US | 2/3/2019 | 8:54:00 PM | 52 | 38 | 59 | 10 | 220 | 29.31 |
| ROCHESTER GREATER INTERNATIONAL NY US | 2/3/2019 | 9:54:00 PM | 51 | 38 | 61 | 16 | 220 | 29.32 |
| ROCHESTER GREATER INTERNATIONAL NY US | 2/3/2019 | 10:54:00 PM | 50 | 38 | 63 | 13 | 230 | 29.33 |
| ROCHESTER GREATER INTERNATIONAL NY US | 2/3/2019 | 11:54:00 PM | 49 | 38 | 66 | 14 | 230 | 29.33 |
| ROCHESTER GREATER INTERNATIONAL NY US | 2/3/2019 | 11:59:00 PM | | | | | | |
| ROCHESTER GREATER INTERNATIONAL NY US | 2/4/2019 | 12:54:00 AM | 49 | 39 | 69 | 10 | 220 | 29.33 |
| ROCHESTER GREATER INTERNATIONAL NY US | 2/4/2019 | 1:00:00 AM | 49 | 39 | 69 | 10 | 220 | 29.3 |
| ROCHESTER GREATER INTERNATIONAL NY US | 2/4/2019 | 1:54:00 AM | 47 | 39 | 74 | 9 | 250 | 29.34 |
| ROCHESTER GREATER INTERNATIONAL NY US | 2/4/2019 | 2:00:00 AM | | | | | | |
| ROCHESTER GREATER INTERNATIONAL NY US | 2/4/2019 | 2:06:00 AM | 45 | 39 | 80 | 10 | 230 | 29.34 |
| ROCHESTER GREATER INTERNATIONAL NY US | 2/4/2019 | 2:54:00 AM | 47 | 39 | 74 | 9 | 230 | 29.35 |
| ROCHESTER GREATER INTERNATIONAL NY US | 2/4/2019 | 3:54:00 AM | 48 | 39 | 71 | 9 | 230 | 29.34 |
| ROCHESTER GREATER INTERNATIONAL NY US | 2/4/2019 | 4:54:00 AM | 48 | 39 | 71 | 6 | 220 | 29.34 |
| ROCHESTER GREATER INTERNATIONAL NY US | 2/4/2019 | 5:54:00 AM | 48 | 39 | 71 | 10 | 220 | 29.35 |
| ROCHESTER GREATER INTERNATIONAL NY US | 2/4/2019 | 6:54:00 AM | 48 | 39 | 71 | 8 | 230 | 29.36 |
| ROCHESTER GREATER INTERNATIONAL NY US | 2/4/2019 | 7:00:00 AM | 48 | 39 | 71 | 8 | 230 | 29.33 |
| ROCHESTER GREATER INTERNATIONAL NY US | 2/4/2019 | 7:54:00 AM | 47 | 39 | 74 | 6 | 230 | 29.37 |

**Attachment 1B**

**Meteorological Data from the Rochester International Airport**

| Station Name | Date | Time | Hourly Dry Bulb Temp F | Hourly Dew Point Temp F | Hourly Relative Humidity | Hourly Wind Speed | Hourly Wind Direction Degrees | Hourly Station Pressure |
|---|---|---|---|---|---|---|---|---|
| ROCHESTER GREATER INTERNATIONAL NY US | 2/4/2019 | 8:54:00 AM | 50 | 40 | 68 | 7 | 220 | 29.37 |
| ROCHESTER GREATER INTERNATIONAL NY US | 2/4/2019 | 9:54:00 AM | 54 | 40 | 59 | 9 | 220 | 29.37 |
| ROCHESTER GREATER INTERNATIONAL NY US | 2/4/2019 | 10:54:00 AM | 57 | 41 | 55 | 9 | 210 | 29.36 |
| ROCHESTER GREATER INTERNATIONAL NY US | 2/4/2019 | 11:54:00 AM | 59 | 42 | 54 | 13 | 230 | 29.34 |
| ROCHESTER GREATER INTERNATIONAL NY US | 2/4/2019 | 12:54:00 PM | 62 | 44 | 52 | 15 | 210 | 29.31 |
| ROCHESTER GREATER INTERNATIONAL NY US | 2/4/2019 | 1:00:00 PM | 62 | 44 | 52 | 15 | 210 | 29.28 |
| ROCHESTER GREATER INTERNATIONAL NY US | 2/4/2019 | 1:54:00 PM | 63 | 45 | 52 | 10 | 210 | 29.29 |
| ROCHESTER GREATER INTERNATIONAL NY US | 2/4/2019 | 2:54:00 PM | 62 | 44 | 52 | 9 | 210 | 29.26 |
| ROCHESTER GREATER INTERNATIONAL NY US | 2/4/2019 | 3:54:00 PM | 62 | 43 | 50 | 14 | 220 | 29.26 |
| ROCHESTER GREATER INTERNATIONAL NY US | 2/4/2019 | 4:54:00 PM | 58 | 42 | 56 | 7 | 200 | 29.24 |
| ROCHESTER GREATER INTERNATIONAL NY US | 2/4/2019 | 5:54:00 PM | 57 | 41 | 55 | 9 | 200 | 29.23 |
| ROCHESTER GREATER INTERNATIONAL NY US | 2/4/2019 | 6:54:00 PM | 56 | 40 | 55 | 11 | 200 | 29.2 |
| ROCHESTER GREATER INTERNATIONAL NY US | 2/4/2019 | 7:54:00 PM | 57 | 40 | 53 | 10 | 210 | 29.18 |
| ROCHESTER GREATER INTERNATIONAL NY US | 2/4/2019 | 8:54:00 PM | 56 | 39 | 53 | 14 | 210 | 29.16 |
| ROCHESTER GREATER INTERNATIONAL NY US | 2/4/2019 | 9:54:00 PM | 55 | 39 | 55 | 14 | 210 | 29.15 |
| ROCHESTER GREATER INTERNATIONAL NY US | 2/4/2019 | 10:54:00 PM | 54 | 40 | 59 | 15 | 230 | 29.14 |
| ROCHESTER GREATER INTERNATIONAL NY US | 2/4/2019 | 11:54:00 PM | 55 | 40 | 57 | 18 | 230 | 29.15 |
| ROCHESTER GREATER INTERNATIONAL NY US | 2/5/2019 | 12:54:00 AM | 53 | 42 | 66 | 14 | 230 | 29.15 |
| ROCHESTER GREATER INTERNATIONAL NY US | 2/5/2019 | 1:32:00 AM | 53 | 44 | 72 | 17 | 230 | 29.15 |
| ROCHESTER GREATER INTERNATIONAL NY US | 2/5/2019 | 1:54:00 AM | 53 | 45 | 74 | 14 | 240 | 29.16 |
| ROCHESTER GREATER INTERNATIONAL NY US | 2/5/2019 | 2:54:00 AM | 53 | 48 | 83 | 17 | 250 | 29.18 |
| ROCHESTER GREATER INTERNATIONAL NY US | 2/5/2019 | 11:59:00 PM | | | | | | |

# Attachment 2
# Raw Data for Each Monitoring Station

## Attachment 2

### West Monitoring Station

| Time Stamp | $H_2S$ (PPB) | Battery (Volts) | Temperature (°F) | Humidity (%) |
|---|---|---|---|---|
| 1/23/19 0:07 | 0 | 6.842 | 26.1 | 60 |
| 1/23/19 0:17 | 0 | 6.842 | 26.2 | 60.4 |
| 1/23/19 0:27 | 0 | 6.842 | 26.4 | 60.3 |
| 1/23/19 0:37 | 0 | 6.842 | 26.6 | 60.6 |
| 1/23/19 0:47 | 0 | 6.842 | 26.8 | 60.7 |
| 1/23/19 0:57 | 0 | 6.842 | 27.0 | 60.9 |
| 1/23/19 1:07 | 0 | 6.842 | 27.0 | 60.8 |
| 1/23/19 1:17 | 0 | 6.842 | 27.3 | 60.9 |
| 1/23/19 1:27 | 0 | 6.842 | 27.5 | 61.1 |
| 1/23/19 1:37 | 0 | 6.842 | 27.7 | 61.0 |
| 1/23/19 1:47 | 0 | 6.842 | 27.9 | 60.6 |
| 1/23/19 1:57 | 0 | 6.842 | 28.0 | 60.6 |
| 1/23/19 2:07 | 0 | 6.842 | 28.2 | 61.0 |
| 1/23/19 2:17 | 0 | 6.842 | 28.2 | 61.1 |
| 1/23/19 2:27 | 0 | 6.842 | 28.2 | 61.7 |
| 1/23/19 2:37 | 0 | 6.842 | 28.4 | 62.8 |
| 1/23/19 2:47 | 0 | 6.842 | 28.4 | 63.5 |
| 1/23/19 2:57 | 0 | 6.842 | 28.6 | 64.2 |
| 1/23/19 3:07 | 0 | 6.842 | 28.6 | 65.3 |
| 1/23/19 3:17 | 0 | 6.842 | 28.6 | 65.8 |
| 1/23/19 3:27 | 0 | 6.842 | 28.6 | 66.1 |
| 1/23/19 3:37 | 0 | 6.842 | 28.6 | 65.9 |
| 1/23/19 3:47 | 0 | 6.842 | 28.8 | 65.9 |
| 1/23/19 3:57 | 0 | 6.842 | 28.9 | 67.0 |
| 1/23/19 4:07 | 0 | 6.842 | 29.1 | 68.5 |
| 1/23/19 4:17 | 0 | 6.842 | 29.1 | 69.9 |
| 1/23/19 4:27 | 0 | 6.842 | 29.1 | 71.1 |
| 1/23/19 4:37 | 0 | 6.842 | 29.3 | 72.1 |
| 1/23/19 4:47 | 0 | 6.842 | 29.3 | 72.7 |
| 1/23/19 4:57 | 0 | 6.842 | 29.3 | 73.1 |
| 1/23/19 5:07 | 0 | 6.842 | 29.5 | 73.1 |
| 1/23/19 5:17 | 0 | 6.842 | 29.7 | 72.4 |
| 1/23/19 5:27 | 0 | 6.842 | 29.7 | 71.6 |
| 1/23/19 5:37 | 0 | 6.842 | 29.8 | 70.5 |
| 1/23/19 5:47 | 0 | 6.842 | 30.0 | 69.5 |
| 1/23/19 5:57 | 0 | 6.842 | 30.2 | 68.5 |
| 1/23/19 6:07 | 0 | 6.842 | 30.4 | 68.0 |
| 1/23/19 6:17 | 0 | 6.842 | 30.4 | 67.4 |
| 1/23/19 6:27 | 0 | 6.842 | 30.6 | 67.2 |
| 1/23/19 6:37 | 0 | 6.842 | 30.7 | 67.4 |
| 1/23/19 6:47 | 0 | 6.842 | 30.7 | 68.1 |
| 1/23/19 6:57 | 0 | 6.842 | 30.7 | 68.6 |
| 1/23/19 7:07 | 0 | 6.842 | 30.7 | 69.3 |
| 1/23/19 7:17 | 0 | 6.842 | 30.7 | 70.3 |
| 1/23/19 7:27 | 0 | 6.842 | 30.7 | 71.2 |
| 1/23/19 7:37 | 0 | 6.842 | 30.7 | 72.4 |
| 1/23/19 7:47 | 0 | 6.842 | 30.7 | 73.4 |
| 1/23/19 7:57 | 0 | 6.842 | 30.7 | 74.5 |
| 1/23/19 8:07 | 0 | 6.842 | 30.9 | 75.3 |
| 1/23/19 8:17 | 0 | 6.842 | 31.1 | 75.9 |
| 1/23/19 8:27 | 0 | 6.842 | 31.1 | 76.1 |
| 1/23/19 8:37 | 0 | 6.842 | 31.3 | 76.2 |
| 1/23/19 8:47 | 0 | 6.842 | 31.6 | 76.3 |
| 1/23/19 8:57 | 0 | 6.842 | 32.0 | 76.4 |
| 1/23/19 9:07 | 0 | 6.842 | 32.4 | 76.5 |
| 1/23/19 9:17 | 0 | 6.842 | 32.9 | 76.5 |
| 1/23/19 9:27 | 0 | 6.842 | 33.4 | 76.1 |
| 1/23/19 9:37 | 0 | 6.851 | 34.0 | 75.7 |
| 1/23/19 9:47 | 0 | 6.851 | 34.9 | 75.3 |
| 1/23/19 9:57 | 0 | 6.851 | 35.4 | 74.7 |

## West Monitoring Station

| Time Stamp | $H_2S$ (PPB) | Battery (Volts) | Temperature (°F) | Humidity (%) |
|---|---|---|---|---|
| 1/23/19 10:07 | 0 | 6.851 | 36.1 | 74.3 |
| 1/23/19 10:17 | 0 | 6.851 | 36.7 | 73.8 |
| 1/23/19 10:27 | 0 | 6.851 | 37.0 | 73.4 |
| 1/23/19 10:37 | 0 | 6.851 | 37.4 | 73.2 |
| 1/23/19 10:47 | 0 | 6.851 | 37.6 | 73.0 |
| 1/23/19 10:57 | 0 | 6.851 | 37.9 | 72.9 |
| 1/23/19 11:07 | 0 | 6.851 | 38.3 | 72.8 |
| 1/23/19 11:17 | 0 | 6.851 | 38.7 | 72.7 |
| 1/23/19 11:27 | 0 | 6.851 | 38.7 | 72.6 |
| 1/23/19 11:37 | 0 | 6.851 | 38.8 | 72.6 |
| 1/23/19 11:47 | 0 | 6.851 | 38.8 | 72.8 |
| 1/23/19 11:57 | 0 | 6.851 | 39.0 | 73.1 |
| 1/23/19 12:07 | 0 | 6.851 | 39.2 | 73.2 |
| 1/23/19 12:17 | 0 | 6.851 | 39.2 | 73.5 |
| 1/23/19 12:27 | 0 | 6.851 | 39.4 | 73.8 |
| 1/23/19 12:37 | 0 | 6.851 | 39.4 | 74.1 |
| 1/23/19 12:47 | 0 | 6.851 | 39.6 | 74.4 |
| 1/23/19 12:57 | 0 | 6.851 | 39.9 | 74.7 |
| 1/23/19 13:07 | 0 | 6.851 | 40.1 | 74.9 |
| 1/23/19 13:17 | 0 | 6.851 | 40.5 | 75.0 |
| 1/23/19 13:27 | 0 | 6.860 | 40.8 | 75.1 |
| 1/23/19 13:37 | 0 | 6.851 | 41.2 | 75.0 |
| 1/23/19 13:47 | 0 | 6.851 | 41.9 | 75.1 |
| 1/23/19 13:57 | 0 | 6.860 | 42.8 | 74.9 |
| 1/23/19 14:07 | 0 | 6.860 | 43.9 | 74.5 |
| 1/23/19 14:17 | 0 | 6.860 | 44.4 | 74.0 |
| 1/23/19 14:27 | 0 | 6.860 | 44.8 | 73.4 |
| 1/23/19 14:37 | 0 | 6.860 | 45.1 | 72.9 |
| 1/23/19 14:47 | 0 | 6.860 | 45.5 | 72.5 |
| 1/23/19 14:57 | 0 | 6.860 | 45.7 | 72.4 |
| 1/23/19 15:07 | 0 | 6.860 | 45.7 | 72.3 |
| 1/23/19 15:17 | 0 | 6.860 | 45.5 | 72.3 |
| 1/23/19 15:27 | 0 | 6.860 | 45.3 | 73.2 |
| 1/23/19 15:37 | 0 | 6.860 | 45.1 | 74.5 |
| 1/23/19 15:47 | 0 | 6.860 | 45.0 | 75.7 |
| 1/23/19 15:57 | 0 | 6.860 | 44.8 | 76.7 |
| 1/23/19 16:07 | 0 | 6.860 | 44.6 | 77.6 |
| 1/23/19 16:17 | 0 | 6.860 | 44.6 | 78.4 |
| 1/23/19 16:27 | 0 | 6.860 | 44.6 | 79.0 |
| 1/23/19 16:37 | 0 | 6.860 | 44.6 | 79.4 |
| 1/23/19 16:47 | 0 | 6.860 | 44.6 | 79.9 |
| 1/23/19 16:57 | 0 | 6.860 | 44.6 | 80.3 |
| 1/23/19 17:07 | 0 | 6.860 | 44.4 | 80.6 |
| 1/23/19 17:17 | 0 | 6.860 | 44.4 | 80.9 |
| 1/23/19 17:27 | 0 | 6.860 | 44.6 | 81.0 |
| 1/23/19 17:37 | 0 | 6.860 | 44.4 | 81.0 |
| 1/23/19 17:47 | 0 | 6.860 | 44.6 | 81.1 |
| 1/23/19 17:57 | 0 | 6.860 | 44.4 | 80.8 |
| 1/23/19 18:07 | 0 | 6.860 | 44.1 | 80.4 |
| 1/23/19 18:17 | 0 | 6.860 | 43.9 | 80.2 |
| 1/23/19 18:27 | 0 | 6.860 | 43.5 | 80.2 |
| 1/23/19 18:37 | 0 | 6.860 | 43.3 | 80.3 |
| 1/23/19 18:47 | 0 | 6.860 | 43.2 | 80.4 |
| 1/23/19 18:57 | 0 | 6.860 | 43.0 | 80.6 |
| 1/23/19 19:07 | 0 | 6.860 | 43.0 | 80.8 |
| 1/23/19 19:17 | 0 | 6.860 | 43.0 | 81.0 |
| 1/23/19 19:27 | 0 | 6.860 | 42.8 | 81.2 |
| 1/23/19 19:37 | 0 | 6.860 | 42.8 | 81.4 |
| 1/23/19 19:47 | 0 | 6.860 | 43.0 | 81.7 |
| 1/23/19 19:57 | 0 | 6.860 | 43.0 | 81.9 |

## West Monitoring Station

| Time Stamp | $H_2S$ (PPB) | Battery (Volts) | Temperature (°F) | Humidity (%) |
|---|---|---|---|---|
| 1/23/19 20:07 | 0 | 6.860 | 43.0 | 82.0 |
| 1/23/19 20:17 | 0 | 6.860 | 43.2 | 82.3 |
| 1/23/19 20:27 | 0 | 6.860 | 43.3 | 82.3 |
| 1/23/19 20:37 | 0 | 6.860 | 43.5 | 82.5 |
| 1/23/19 20:47 | 0 | 6.860 | 43.7 | 82.7 |
| 1/23/19 20:57 | 0 | 6.860 | 43.9 | 82.9 |
| 1/23/19 21:07 | 0 | 6.860 | 44.1 | 83.1 |
| 1/23/19 21:17 | 0 | 6.860 | 44.2 | 83.2 |
| 1/23/19 21:27 | 0 | 6.860 | 44.6 | 83.2 |
| 1/23/19 21:37 | 0 | 6.860 | 44.6 | 82.8 |
| 1/23/19 21:47 | 0 | 6.860 | 44.4 | 82.6 |
| 1/23/19 21:57 | 0 | 6.860 | 44.6 | 82.6 |
| 1/23/19 22:07 | 0 | 6.860 | 44.8 | 82.7 |
| 1/23/19 22:17 | 0 | 6.860 | 45.1 | 82.7 |
| 1/23/19 22:27 | 0 | 6.860 | 45.3 | 82.6 |
| 1/23/19 22:37 | 0 | 6.860 | 45.3 | 82.4 |
| 1/23/19 22:47 | 0 | 6.860 | 45.3 | 82.1 |
| 1/23/19 22:57 | 0 | 6.860 | 45.3 | 81.8 |
| 1/23/19 23:07 | 0 | 6.860 | 45.1 | 81.7 |
| 1/23/19 23:17 | 0 | 6.860 | 45.0 | 81.7 |
| 1/23/19 23:27 | 0 | 6.860 | 44.8 | 81.8 |
| 1/23/19 23:37 | 0 | 6.860 | 44.6 | 82.0 |
| 1/23/19 23:47 | 0 | 6.860 | 44.6 | 82.4 |
| 1/23/19 23:57 | 0 | 6.860 | 44.6 | 82.8 |
| 1/24/19 0:07 | 0 | 6.860 | 44.6 | 83.0 |
| 1/24/19 0:17 | 0 | 6.860 | 44.8 | 83.2 |
| 1/24/19 0:27 | 0 | 6.860 | 44.8 | 83.2 |
| 1/24/19 0:37 | 0 | 6.860 | 44.6 | 83.3 |
| 1/24/19 0:47 | 0 | 6.860 | 44.6 | 83.4 |
| 1/24/19 0:57 | 0 | 6.860 | 44.6 | 83.4 |
| 1/24/19 1:07 | 0 | 6.860 | 44.8 | 83.5 |
| 1/24/19 1:17 | 0 | 6.860 | 44.6 | 83.5 |
| 1/24/19 1:27 | 0 | 6.860 | 44.4 | 83.4 |
| 1/24/19 1:37 | 0 | 6.860 | 44.1 | 83.2 |
| 1/24/19 1:47 | 0 | 6.860 | 43.5 | 83.0 |
| 1/24/19 1:57 | 0 | 6.860 | 43.2 | 82.9 |
| 1/24/19 2:07 | 0 | 6.860 | 42.8 | 82.9 |
| 1/24/19 2:17 | 0 | 6.860 | 42.3 | 82.8 |
| 1/24/19 2:27 | 0 | 6.860 | 41.7 | 82.5 |
| 1/24/19 2:37 | 0 | 6.860 | 41.4 | 82.4 |
| 1/24/19 2:47 | 0 | 6.860 | 40.8 | 82.4 |
| 1/24/19 2:57 | 0 | 6.851 | 40.5 | 82.5 |
| 1/24/19 3:07 | 0 | 6.851 | 40.1 | 82.6 |
| 1/24/19 3:17 | 0 | 6.851 | 39.7 | 82.9 |
| 1/24/19 3:27 | 0 | 6.851 | 39.6 | 83.2 |
| 1/24/19 3:37 | 0 | 6.851 | 39.4 | 83.6 |
| 1/24/19 3:47 | 0 | 6.851 | 39.0 | 84.0 |
| 1/24/19 3:57 | 0 | 6.851 | 38.8 | 84.5 |
| 1/24/19 4:07 | 0 | 6.851 | 38.7 | 84.9 |
| 1/24/19 4:17 | 0 | 6.851 | 38.5 | 85.4 |
| 1/24/19 4:27 | 0 | 6.851 | 38.7 | 86.1 |
| 1/24/19 4:37 | 0 | 6.851 | 39.0 | 86.8 |
| 1/24/19 4:47 | 0 | 6.851 | 39.2 | 87.4 |
| 1/24/19 4:57 | 0 | 6.851 | 39.2 | 87.9 |
| 1/24/19 5:07 | 0 | 6.851 | 39.2 | 88.2 |
| 1/24/19 5:17 | 0 | 6.851 | 39.2 | 88.5 |
| 1/24/19 5:27 | 0 | 6.851 | 39.2 | 88.8 |
| 1/24/19 5:37 | 0 | 6.851 | 39.2 | 89.1 |
| 1/24/19 5:47 | 0 | 6.851 | 39.2 | 89.2 |
| 1/24/19 5:57 | 0 | 6.851 | 39.0 | 89.4 |

## West Monitoring Station

| Time Stamp | $H_2S$ (PPB) | Battery (Volts) | Temperature (°F) | Humidity (%) |
|---|---|---|---|---|
| 1/24/19 6:07 | 0 | 6.851 | 39.0 | 89.5 |
| 1/24/19 6:17 | 0 | 6.851 | 38.8 | 89.7 |
| 1/24/19 6:27 | 0 | 6.851 | 38.8 | 89.8 |
| 1/24/19 6:37 | 0 | 6.851 | 38.8 | 90.0 |
| 1/24/19 6:47 | 0 | 6.851 | 38.7 | 90.2 |
| 1/24/19 6:57 | 0 | 6.851 | 38.7 | 90.3 |
| 1/24/19 7:07 | 0 | 6.851 | 38.7 | 90.5 |
| 1/24/19 7:17 | 0 | 6.851 | 38.7 | 90.7 |
| 1/24/19 7:27 | 0 | 6.851 | 38.5 | 90.7 |
| 1/24/19 7:37 | 0 | 6.851 | 38.5 | 90.9 |
| 1/24/19 7:47 | 0 | 6.851 | 38.3 | 91.0 |
| 1/24/19 7:57 | 0 | 6.851 | 38.1 | 91.0 |
| 1/24/19 8:07 | 0 | 6.851 | 37.9 | 91.0 |
| 1/24/19 8:17 | 0 | 6.851 | 37.6 | 90.9 |
| 1/24/19 8:27 | 0 | 6.851 | 37.0 | 90.8 |
| 1/24/19 8:37 | 0 | 6.851 | 36.7 | 90.7 |
| 1/24/19 8:47 | 0 | 6.842 | 36.3 | 90.6 |
| 1/24/19 8:57 | 0 | 6.842 | 36.0 | 90.6 |
| 1/24/19 9:07 | 0 | 6.842 | 35.8 | 90.7 |
| 1/24/19 9:17 | 0 | 6.842 | 35.6 | 90.7 |
| 1/24/19 9:27 | 0 | 6.842 | 35.4 | 90.8 |
| 1/24/19 9:37 | 0 | 6.842 | 35.2 | 91.0 |
| 1/24/19 9:47 | 0 | 6.842 | 35.2 | 91.1 |
| 1/24/19 9:57 | 0 | 6.842 | 35.2 | 91.3 |
| 1/24/19 10:07 | 0 | 6.842 | 35.2 | 91.5 |
| 1/24/19 10:17 | 0 | 6.842 | 35.2 | 91.5 |
| 1/24/19 10:27 | 0 | 6.842 | 35.2 | 91.6 |
| 1/24/19 10:37 | 0 | 6.842 | 35.2 | 91.6 |
| 1/24/19 10:47 | 0 | 6.842 | 35.2 | 91.5 |
| 1/24/19 10:57 | 0 | 6.842 | 35.2 | 91.5 |
| 1/24/19 11:07 | 0 | 6.842 | 35.2 | 91.3 |
| 1/24/19 11:17 | 0 | 6.842 | 35.2 | 91.1 |
| 1/24/19 11:27 | 0 | 6.842 | 35.2 | 90.9 |
| 1/24/19 11:37 | 0 | 6.842 | 35.1 | 90.7 |
| 1/24/19 11:47 | 0 | 6.842 | 34.9 | 90.5 |
| 1/24/19 11:57 | 0 | 6.842 | 34.7 | 90.2 |
| 1/24/19 12:07 | 0 | 6.842 | 34.7 | 90.1 |
| 1/24/19 12:33 | 0 | 6.842 | 35.4 | 88.3 |
| 1/24/19 12:43 | 0 | 6.825 | 36.5 | 88.3 |
| 1/24/19 12:53 | 0 | 6.825 | 36.1 | 87.8 |
| 1/24/19 13:03 | 0 | 6.825 | 35.4 | 87.3 |
| 1/24/19 13:13 | 0 | 6.825 | 34.9 | 87.1 |
| 1/24/19 13:23 | 0 | 6.825 | 34.5 | 87.0 |
| 1/24/19 13:33 | 0 | 6.825 | 34.3 | 86.9 |
| 1/24/19 13:43 | 0 | 6.825 | 34.0 | 86.9 |
| 1/24/19 13:53 | 0 | 6.825 | 33.6 | 86.6 |
| 1/24/19 14:03 | 0 | 6.825 | 33.3 | 86.3 |
| 1/24/19 14:13 | 0 | 6.816 | 33.1 | 86.1 |
| 1/24/19 14:23 | 0 | 6.816 | 32.9 | 85.9 |
| 1/24/19 14:33 | 0 | 6.816 | 32.5 | 85.7 |
| 1/24/19 14:43 | 0 | 6.816 | 32.4 | 85.8 |
| 1/24/19 14:53 | 0 | 6.816 | 32.4 | 85.9 |
| 1/24/19 15:03 | 0 | 6.816 | 32.2 | 86.1 |
| 1/24/19 15:13 | 0 | 6.816 | 32.2 | 86.2 |
| 1/24/19 15:23 | 0 | 6.816 | 32.0 | 86.2 |
| 1/24/19 15:33 | 0 | 6.816 | 32.0 | 86.1 |
| 1/24/19 15:43 | 0 | 6.816 | 32.0 | 86.1 |
| 1/24/19 15:53 | 0 | 6.816 | 31.8 | 85.9 |
| 1/24/19 16:03 | 0 | 6.816 | 31.6 | 85.8 |
| 1/24/19 16:13 | 0 | 6.816 | 31.5 | 85.6 |

## West Monitoring Station

| Time Stamp | $H_2S$ (PPB) | Battery (Volts) | Temperature (°F) | Humidity (%) |
|---|---|---|---|---|
| 1/24/19 16:23 | 0 | 6.816 | 31.3 | 85.4 |
| 1/24/19 16:33 | 0 | 6.816 | 31.3 | 85.1 |
| 1/24/19 16:43 | 0 | 6.816 | 31.1 | 84.9 |
| 1/24/19 16:53 | 0 | 6.816 | 30.9 | 84.9 |
| 1/24/19 17:03 | 0 | 6.816 | 30.9 | 84.7 |
| 1/24/19 17:13 | 0 | 6.816 | 30.7 | 84.7 |
| 1/24/19 17:23 | 0 | 6.816 | 30.6 | 84.6 |
| 1/24/19 17:33 | 0 | 6.816 | 30.6 | 84.7 |
| 1/24/19 17:43 | 0 | 6.816 | 30.4 | 84.7 |
| 1/24/19 17:53 | 0 | 6.816 | 30.4 | 84.7 |
| 1/24/19 18:03 | 0 | 6.816 | 30.4 | 84.8 |
| 1/24/19 18:13 | 0 | 6.816 | 30.2 | 84.8 |
| 1/24/19 18:23 | 0 | 6.816 | 30.2 | 84.8 |
| 1/24/19 18:33 | 0 | 6.816 | 30.2 | 84.7 |
| 1/24/19 18:43 | 0 | 6.816 | 30.0 | 84.7 |
| 1/24/19 18:53 | 0 | 6.816 | 30.0 | 84.6 |
| 1/24/19 19:03 | 0 | 6.816 | 30.0 | 84.5 |
| 1/24/19 19:13 | 0 | 6.816 | 30.0 | 84.4 |
| 1/24/19 19:23 | 0 | 6.816 | 29.8 | 84.3 |
| 1/24/19 19:33 | 0 | 6.816 | 29.8 | 84.1 |
| 1/24/19 19:43 | 0 | 6.816 | 29.8 | 84.0 |
| 1/24/19 19:53 | 0 | 6.816 | 29.8 | 83.8 |
| 1/24/19 20:03 | 0 | 6.816 | 29.8 | 83.5 |
| 1/24/19 20:13 | 0 | 6.816 | 29.7 | 83.2 |
| 1/24/19 20:23 | 0 | 6.816 | 29.7 | 82.8 |
| 1/24/19 20:33 | 0 | 6.816 | 29.7 | 82.5 |
| 1/24/19 20:43 | 0 | 6.816 | 29.7 | 82.1 |
| 1/24/19 20:53 | 0 | 6.816 | 29.5 | 81.8 |
| 1/24/19 21:03 | 0 | 6.816 | 29.5 | 81.5 |
| 1/24/19 21:13 | 0 | 6.816 | 29.5 | 81.1 |
| 1/24/19 21:23 | 0 | 6.816 | 29.3 | 80.7 |
| 1/24/19 21:33 | 0 | 6.816 | 29.3 | 80.3 |
| 1/24/19 21:43 | 0 | 6.816 | 29.3 | 80.0 |
| 1/24/19 21:53 | 0 | 6.816 | 29.3 | 79.7 |
| 1/24/19 22:03 | 0 | 6.816 | 29.3 | 79.4 |
| 1/24/19 22:13 | 0 | 6.816 | 29.3 | 79.2 |
| 1/24/19 22:23 | 0 | 6.807 | 29.3 | 78.8 |
| 1/24/19 22:33 | 0 | 6.816 | 29.1 | 78.5 |
| 1/24/19 22:43 | 0 | 6.807 | 29.1 | 78.1 |
| 1/24/19 22:53 | 0 | 6.807 | 29.1 | 77.5 |
| 1/24/19 23:03 | 0 | 6.807 | 29.1 | 77.2 |
| 1/24/19 23:13 | 0 | 6.807 | 29.1 | 77.0 |
| 1/24/19 23:23 | 0 | 6.807 | 29.1 | 76.9 |
| 1/24/19 23:33 | 0 | 6.807 | 29.1 | 76.7 |
| 1/24/19 23:43 | 0 | 6.807 | 29.1 | 76.7 |
| 1/24/19 23:53 | 0 | 6.807 | 28.9 | 76.7 |
| 1/25/19 0:03 | 0 | 6.807 | 28.9 | 76.7 |
| 1/25/19 0:13 | 0 | 6.807 | 28.9 | 76.7 |
| 1/25/19 0:23 | 0 | 6.807 | 28.9 | 76.7 |
| 1/25/19 0:33 | 0 | 6.807 | 28.8 | 76.7 |
| 1/25/19 0:43 | 0 | 6.807 | 28.8 | 76.7 |
| 1/25/19 0:53 | 0 | 6.807 | 28.8 | 76.9 |
| 1/25/19 1:03 | 0 | 6.807 | 28.8 | 77.2 |
| 1/25/19 1:13 | 0 | 6.807 | 28.6 | 77.5 |
| 1/25/19 1:23 | 0 | 6.807 | 28.6 | 77.9 |
| 1/25/19 1:33 | 0 | 6.807 | 28.6 | 78.3 |
| 1/25/19 1:43 | 0 | 6.807 | 28.6 | 78.6 |
| 1/25/19 1:53 | 0 | 6.807 | 28.6 | 78.9 |
| 1/25/19 2:03 | 0 | 6.807 | 28.8 | 79.1 |
| 1/25/19 2:13 | 0 | 6.807 | 28.8 | 79.2 |

## West Monitoring Station

| Time Stamp | $H_2S$ (PPB) | Battery (Volts) | Temperature (°F) | Humidity (%) |
|---|---|---|---|---|
| 1/25/19 2:23 | 0 | 6.807 | 28.9 | 79.1 |
| 1/25/19 2:33 | 0 | 6.807 | 28.9 | 78.9 |
| 1/25/19 2:43 | 0 | 6.807 | 28.9 | 78.5 |
| 1/25/19 2:53 | 0 | 6.807 | 29.1 | 78.2 |
| 1/25/19 3:03 | 0 | 6.816 | 29.1 | 78.0 |
| 1/25/19 3:13 | 0 | 6.807 | 29.1 | 77.8 |
| 1/25/19 3:23 | 0 | 6.807 | 29.1 | 77.6 |
| 1/25/19 3:33 | 0 | 6.816 | 29.1 | 77.1 |
| 1/25/19 3:43 | 0 | 6.816 | 29.3 | 76.5 |
| 1/25/19 3:53 | 0 | 6.816 | 29.1 | 76.0 |
| 1/25/19 4:03 | 0 | 6.816 | 29.1 | 75.5 |
| 1/25/19 4:13 | 0 | 6.816 | 28.9 | 75.1 |
| 1/25/19 4:23 | 0 | 6.816 | 28.8 | 74.7 |
| 1/25/19 4:33 | 0 | 6.816 | 28.6 | 74.5 |
| 1/25/19 4:43 | 0 | 6.807 | 28.6 | 74.6 |
| 1/25/19 4:53 | 0 | 6.807 | 28.4 | 74.8 |
| 1/25/19 5:03 | 0 | 6.807 | 28.2 | 75.1 |
| 1/25/19 5:13 | 0 | 6.807 | 28.0 | 75.3 |
| 1/25/19 5:23 | 0 | 6.807 | 27.9 | 75.7 |
| 1/25/19 5:33 | 0 | 6.807 | 27.9 | 76.2 |
| 1/25/19 5:43 | 0 | 6.807 | 27.7 | 76.7 |
| 1/25/19 5:53 | 0 | 6.807 | 27.5 | 77.2 |
| 1/25/19 6:03 | 0 | 6.807 | 27.3 | 77.6 |
| 1/25/19 6:13 | 0 | 6.807 | 27.1 | 77.8 |
| 1/25/19 6:23 | 0 | 6.807 | 27.0 | 77.5 |
| 1/25/19 6:33 | 0 | 6.807 | 26.8 | 77.2 |
| 1/25/19 6:43 | 0 | 6.807 | 26.4 | 76.9 |
| 1/25/19 6:53 | 0 | 6.807 | 26.1 | 76.8 |
| 1/25/19 7:03 | 0 | 6.807 | 25.7 | 76.8 |
| 1/25/19 7:13 | 0 | 6.807 | 25.3 | 76.9 |
| 1/25/19 7:23 | 0 | 6.807 | 25.2 | 76.9 |
| 1/25/19 7:33 | 0 | 6.807 | 25.2 | 76.9 |
| 1/25/19 7:43 | 0 | 6.807 | 25.2 | 77.0 |
| 1/25/19 7:53 | 0 | 6.807 | 25.3 | 77.3 |
| 1/25/19 8:03 | 0 | 6.807 | 25.3 | 77.7 |
| 1/25/19 8:13 | 0 | 6.807 | 25.3 | 78.0 |
| 1/25/19 8:23 | 0 | 6.807 | 25.3 | 78.5 |
| 1/25/19 8:33 | 0 | 6.807 | 25.5 | 78.9 |
| 1/25/19 8:43 | 0 | 6.807 | 25.5 | 79.5 |
| 1/25/19 8:53 | 0 | 6.807 | 25.7 | 80.2 |
| 1/25/19 9:03 | 0 | 6.807 | 26.1 | 80.9 |
| 1/25/19 9:13 | 0 | 6.807 | 26.6 | 81.3 |
| 1/25/19 9:23 | 0 | 6.807 | 27.1 | 81.4 |
| 1/25/19 9:33 | 0 | 6.807 | 27.5 | 81.3 |
| 1/25/19 9:43 | 0 | 6.807 | 27.1 | 81.1 |
| 1/25/19 9:53 | 0 | 6.807 | 26.8 | 81.1 |
| 1/25/19 10:03 | 0 | 6.807 | 26.8 | 81.2 |
| 1/25/19 10:13 | 0 | 6.807 | 26.8 | 81.2 |
| 1/25/19 10:23 | 0 | 6.807 | 27.0 | 81.0 |
| 1/25/19 10:33 | 0 | 6.807 | 27.1 | 80.6 |
| 1/25/19 10:43 | 0 | 6.807 | 27.5 | 80.3 |
| 1/25/19 10:53 | 0 | 6.807 | 27.9 | 79.6 |
| 1/25/19 11:03 | 0 | 6.807 | 28.0 | 78.4 |
| 1/25/19 11:13 | 0 | 6.807 | 28.0 | 76.1 |
| 1/25/19 11:23 | 0 | 6.807 | 29.3 | 73.8 |
| 1/25/19 11:33 | 0 | 6.807 | 30.4 | 71.5 |
| 1/25/19 11:43 | 0 | 6.807 | 30.6 | 69.0 |
| 1/25/19 11:53 | 0 | 6.807 | 30.0 | 66.9 |
| 1/25/19 12:03 | 0 | 6.807 | 29.7 | 65.3 |
| 1/25/19 12:13 | 0 | 6.807 | 29.5 | 63.8 |

## West Monitoring Station

| Time Stamp | $H_2S$ (PPB) | Battery (Volts) | Temperature (°F) | Humidity (%) |
|---|---|---|---|---|
| 1/25/19 12:23 | 0 | 6.807 | 29.5 | 62.5 |
| 1/25/19 12:33 | 0 | 6.807 | 29.3 | 61.4 |
| 1/25/19 12:43 | 0 | 6.807 | 29.1 | 60.3 |
| 1/25/19 12:53 | 0 | 6.807 | 29.1 | 59.3 |
| 1/25/19 13:03 | 0 | 6.807 | 29.1 | 58.5 |
| 1/25/19 13:13 | 0 | 6.807 | 28.8 | 57.8 |
| 1/25/19 13:23 | 0 | 6.807 | 28.2 | 57.0 |
| 1/25/19 13:33 | 0 | 6.807 | 28.0 | 56.4 |
| 1/25/19 13:43 | 0 | 6.807 | 28.2 | 55.7 |
| 1/25/19 13:53 | 0 | 6.807 | 29.1 | 55.2 |
| 1/25/19 14:03 | 0 | 6.807 | 29.7 | 54.7 |
| 1/25/19 14:13 | 0 | 6.807 | 30.2 | 54.0 |
| 1/25/19 14:23 | 0 | 6.807 | 30.6 | 53.3 |
| 1/25/19 14:33 | 0 | 6.807 | 30.0 | 52.6 |
| 1/25/19 14:43 | 0 | 6.807 | 29.8 | 52.1 |
| 1/25/19 14:53 | 0 | 6.807 | 29.8 | 51.7 |
| 1/25/19 15:03 | 0 | 6.807 | 29.5 | 51.6 |
| 1/25/19 15:13 | 0 | 6.807 | 28.6 | 51.4 |
| 1/25/19 15:23 | 0 | 6.807 | 27.7 | 51.5 |
| 1/25/19 15:33 | 0 | 6.807 | 27.0 | 51.8 |
| 1/25/19 15:43 | 0 | 6.807 | 26.6 | 52.2 |
| 1/25/19 15:53 | 0 | 6.807 | 26.4 | 52.7 |
| 1/25/19 16:03 | 0 | 6.807 | 26.2 | 53.1 |
| 1/25/19 16:13 | 0 | 6.807 | 25.7 | 53.4 |
| 1/25/19 16:23 | 0 | 6.798 | 25.0 | 53.5 |
| 1/25/19 16:33 | 0 | 6.798 | 24.3 | 53.8 |
| 1/25/19 16:43 | 0 | 6.798 | 23.7 | 54.6 |
| 1/25/19 16:53 | 0 | 6.798 | 23.2 | 55.8 |
| 1/25/19 17:03 | 0 | 6.798 | 22.6 | 57.2 |
| 1/25/19 17:13 | 0 | 6.798 | 22.3 | 58.8 |
| 1/25/19 17:23 | 0 | 6.798 | 21.9 | 60.6 |
| 1/25/19 17:33 | 0 | 6.798 | 21.6 | 62.3 |
| 1/25/19 17:43 | 0 | 6.798 | 21.2 | 63.9 |
| 1/25/19 17:53 | 0 | 6.790 | 20.8 | 65.3 |
| 1/25/19 18:03 | 0 | 6.798 | 20.7 | 66.4 |
| 1/25/19 18:13 | 0 | 6.790 | 20.3 | 67.0 |
| 1/25/19 18:23 | 0 | 6.790 | 20.1 | 67.3 |
| 1/25/19 18:33 | 0 | 6.790 | 19.9 | 67.5 |
| 1/25/19 18:43 | 0 | 6.790 | 19.9 | 67.3 |
| 1/25/19 18:53 | 0 | 6.790 | 19.9 | 67.0 |
| 1/25/19 19:03 | 0 | 6.790 | 19.8 | 66.5 |
| 1/25/19 19:13 | 0 | 6.790 | 19.6 | 66.0 |
| 1/25/19 19:23 | 0 | 6.790 | 19.2 | 65.5 |
| 1/25/19 19:33 | 0 | 6.790 | 18.9 | 65.0 |
| 1/25/19 19:43 | 0 | 6.790 | 18.5 | 64.5 |
| 1/25/19 19:53 | 0 | 6.790 | 18.1 | 64.0 |
| 1/25/19 20:03 | 0 | 6.790 | 18.1 | 63.7 |
| 1/25/19 20:13 | 0 | 6.790 | 18.0 | 63.3 |
| 1/25/19 20:23 | 0 | 6.790 | 17.8 | 62.9 |
| 1/25/19 20:33 | 0 | 6.790 | 17.6 | 62.6 |
| 1/25/19 20:43 | 0 | 6.790 | 17.4 | 62.2 |
| 1/25/19 20:53 | 0 | 6.790 | 17.2 | 61.7 |
| 1/25/19 21:03 | 0 | 6.790 | 17.1 | 61.5 |
| 1/25/19 21:13 | 0 | 6.790 | 16.9 | 61.3 |
| 1/25/19 21:23 | 0 | 6.790 | 16.7 | 61.1 |
| 1/25/19 21:33 | 0 | 6.790 | 16.5 | 61.0 |
| 1/25/19 21:43 | 0 | 6.790 | 16.3 | 60.9 |
| 1/25/19 21:53 | 0 | 6.790 | 16.3 | 61.0 |
| 1/25/19 22:03 | 0 | 6.790 | 16.2 | 61.1 |
| 1/25/19 22:13 | 0 | 6.790 | 16.2 | 61.2 |

## West Monitoring Station

| Time Stamp | $H_2S$ (PPB) | Battery (Volts) | Temperature (°F) | Humidity (%) |
|---|---|---|---|---|
| 1/25/19 22:23 | 0 | 6.790 | 16.0 | 61.3 |
| 1/25/19 22:33 | 0 | 6.790 | 16.0 | 61.5 |
| 1/25/19 22:43 | 0 | 6.790 | 15.6 | 61.5 |
| 1/25/19 22:53 | 0 | 6.790 | 15.4 | 61.5 |
| 1/25/19 23:03 | 0 | 6.790 | 15.4 | 61.6 |
| 1/25/19 23:13 | 0 | 6.781 | 15.3 | 61.6 |
| 1/25/19 23:23 | 0 | 6.781 | 15.1 | 61.7 |
| 1/25/19 23:33 | 0 | 6.781 | 14.9 | 61.6 |
| 1/25/19 23:43 | 0 | 6.781 | 14.7 | 61.7 |
| 1/25/19 23:53 | 0 | 6.781 | 14.5 | 61.7 |
| 1/26/19 0:03 | 0 | 6.781 | 14.4 | 61.7 |
| 1/26/19 0:13 | 0 | 6.781 | 14.0 | 61.8 |
| 1/26/19 0:23 | 0 | 6.781 | 13.6 | 62.0 |
| 1/26/19 0:33 | 0 | 6.781 | 13.3 | 62.2 |
| 1/26/19 0:43 | 0 | 6.781 | 12.6 | 62.5 |
| 1/26/19 0:53 | 0 | 6.781 | 11.8 | 62.8 |
| 1/26/19 1:03 | 0 | 6.781 | 11.1 | 63.2 |
| 1/26/19 1:13 | 0 | 6.781 | 10.4 | 63.7 |
| 1/26/19 1:23 | 0 | 6.781 | 9.9 | 64.2 |
| 1/26/19 1:33 | 0 | 6.781 | 9.5 | 64.8 |
| 1/26/19 1:43 | 0 | 6.772 | 9.1 | 65.3 |
| 1/26/19 1:53 | 0 | 6.772 | 9.0 | 66.0 |
| 1/26/19 2:03 | 0 | 6.772 | 8.6 | 66.7 |
| 1/26/19 2:13 | 0 | 6.772 | 8.2 | 67.2 |
| 1/26/19 2:23 | 0 | 6.772 | 8.1 | 67.6 |
| 1/26/19 2:33 | 0 | 6.772 | 7.7 | 68.0 |
| 1/26/19 2:43 | 0 | 6.772 | 7.5 | 68.5 |
| 1/26/19 2:53 | 0 | 6.772 | 7.3 | 69.0 |
| 1/26/19 3:03 | 0 | 6.772 | 7.0 | 69.5 |
| 1/26/19 3:13 | 0 | 6.772 | 6.8 | 70.0 |
| 1/26/19 3:23 | 0 | 6.772 | 6.6 | 70.4 |
| 1/26/19 3:33 | 0 | 6.772 | 6.4 | 70.8 |
| 1/26/19 3:43 | 0 | 6.772 | 6.3 | 71.2 |
| 1/26/19 3:53 | 0 | 6.772 | 6.3 | 71.6 |
| 1/26/19 4:03 | 0 | 6.772 | 6.1 | 72.0 |
| 1/26/19 4:13 | 0 | 6.772 | 6.1 | 72.4 |
| 1/26/19 4:23 | 0 | 6.772 | 6.3 | 72.8 |
| 1/26/19 4:33 | 0 | 6.772 | 6.6 | 73.4 |
| 1/26/19 4:43 | 0 | 6.772 | 7.3 | 73.9 |
| 1/26/19 4:53 | 0 | 6.772 | 8.1 | 74.2 |
| 1/26/19 5:03 | 0 | 6.781 | 8.6 | 74.5 |
| 1/26/19 5:13 | 0 | 6.781 | 9.0 | 74.5 |
| 1/26/19 5:23 | 0 | 6.781 | 9.7 | 74.6 |
| 1/26/19 5:33 | 0 | 6.781 | 10.4 | 74.6 |
| 1/26/19 5:43 | 0 | 6.781 | 11.1 | 74.5 |
| 1/26/19 5:53 | 0 | 6.781 | 11.5 | 74.4 |
| 1/26/19 6:03 | 0 | 6.790 | 12.0 | 74.2 |
| 1/26/19 6:13 | 0 | 6.790 | 12.4 | 74.0 |
| 1/26/19 6:23 | 0 | 6.790 | 12.6 | 73.8 |
| 1/26/19 6:33 | 0 | 6.790 | 12.7 | 73.7 |
| 1/26/19 6:43 | 0 | 6.790 | 12.9 | 73.6 |
| 1/26/19 6:53 | 0 | 6.790 | 13.1 | 73.6 |
| 1/26/19 7:03 | 0 | 6.790 | 13.1 | 73.7 |
| 1/26/19 7:13 | 0 | 6.790 | 13.1 | 73.7 |
| 1/26/19 7:23 | 0 | 6.790 | 13.1 | 73.8 |
| 1/26/19 7:33 | 0 | 6.790 | 12.9 | 73.8 |
| 1/26/19 7:43 | 0 | 6.790 | 12.9 | 73.8 |
| 1/26/19 7:53 | 0 | 6.790 | 12.7 | 73.9 |
| 1/26/19 8:03 | 0 | 6.790 | 12.6 | 73.9 |
| 1/26/19 8:13 | 0 | 6.790 | 12.2 | 73.9 |

## West Monitoring Station

| Time Stamp | $H_2S$ (PPB) | Battery (Volts) | Temperature (°F) | Humidity (%) |
|---|---|---|---|---|
| 1/26/19 8:23 | 0 | 6.790 | 11.8 | 74.0 |
| 1/26/19 8:33 | 0 | 6.790 | 11.8 | 74.1 |
| 1/26/19 8:43 | 0 | 6.781 | 11.8 | 74.2 |
| 1/26/19 8:53 | 0 | 6.781 | 12.2 | 74.2 |
| 1/26/19 9:03 | 0 | 6.781 | 12.9 | 74.2 |
| 1/26/19 9:13 | 0 | 6.790 | 13.6 | 73.8 |
| 1/26/19 9:23 | 0 | 6.790 | 14.5 | 73.4 |
| 1/26/19 9:33 | 0 | 6.790 | 15.3 | 72.8 |
| 1/26/19 9:43 | 0 | 6.790 | 16.2 | 72.2 |
| 1/26/19 9:53 | 0 | 6.790 | 17.1 | 71.7 |
| 1/26/19 10:03 | 0 | 6.790 | 18.0 | 71.1 |
| 1/26/19 10:13 | 0 | 6.790 | 18.9 | 70.3 |
| 1/26/19 10:23 | 0 | 6.798 | 19.9 | 69.5 |
| 1/26/19 10:33 | 0 | 6.798 | 20.8 | 68.5 |
| 1/26/19 10:43 | 0 | 6.798 | 21.7 | 67.4 |
| 1/26/19 10:53 | 0 | 6.798 | 22.6 | 66.4 |
| 1/26/19 11:03 | 0 | 6.798 | 22.6 | 65.4 |
| 1/26/19 11:13 | 0 | 6.798 | 23.2 | 64.4 |
| 1/26/19 11:23 | 0 | 6.807 | 23.5 | 63.5 |
| 1/26/19 11:33 | 0 | 6.798 | 23.5 | 62.6 |
| 1/26/19 11:43 | 0 | 6.807 | 24.3 | 61.8 |
| 1/26/19 11:53 | 0 | 6.807 | 24.4 | 61.1 |
| 1/26/19 12:03 | 0 | 6.807 | 24.3 | 60.2 |
| 1/26/19 12:13 | 0 | 6.807 | 24.6 | 59.5 |
| 1/26/19 12:23 | 0 | 6.807 | 25.2 | 58.8 |
| 1/26/19 12:33 | 0 | 6.807 | 25.7 | 58.1 |
| 1/26/19 12:43 | 0 | 6.807 | 25.9 | 57.4 |
| 1/26/19 12:53 | 0 | 6.807 | 26.4 | 56.7 |
| 1/26/19 13:03 | 0 | 6.807 | 26.2 | 56.0 |
| 1/26/19 13:13 | 0 | 6.807 | 26.1 | 55.2 |
| 1/26/19 13:23 | 0 | 6.807 | 26.4 | 54.7 |
| 1/26/19 13:33 | 0 | 6.807 | 27.5 | 54.3 |
| 1/26/19 13:43 | 0 | 6.807 | 28.6 | 53.6 |
| 1/26/19 13:53 | 0 | 6.807 | 29.5 | 52.8 |
| 1/26/19 14:03 | 0 | 6.816 | 29.8 | 51.9 |
| 1/26/19 14:13 | 0 | 6.816 | 30.2 | 51.0 |
| 1/26/19 14:23 | 0 | 6.816 | 30.2 | 50.3 |
| 1/26/19 14:33 | 0 | 6.816 | 29.7 | 49.8 |
| 1/26/19 14:43 | 0 | 6.816 | 29.3 | 49.6 |
| 1/26/19 14:53 | 0 | 6.816 | 28.9 | 49.3 |
| 1/26/19 15:03 | 0 | 6.816 | 28.4 | 49.1 |
| 1/26/19 15:13 | 0 | 6.816 | 27.7 | 49.0 |
| 1/26/19 15:23 | 0 | 6.816 | 27.1 | 49.2 |
| 1/26/19 15:33 | 0 | 6.816 | 26.4 | 49.3 |
| 1/26/19 15:43 | 0 | 6.816 | 25.9 | 49.4 |
| 1/26/19 15:53 | 0 | 6.816 | 25.3 | 49.6 |
| 1/26/19 16:03 | 0 | 6.816 | 25.0 | 50.0 |
| 1/26/19 16:13 | 0 | 6.807 | 24.8 | 50.3 |
| 1/26/19 16:23 | 0 | 6.807 | 24.6 | 50.7 |
| 1/26/19 16:33 | 0 | 6.807 | 24.3 | 51.1 |
| 1/26/19 16:43 | 0 | 6.807 | 24.1 | 51.2 |
| 1/26/19 16:53 | 0 | 6.807 | 23.7 | 51.4 |
| 1/26/19 17:03 | 0 | 6.807 | 23.2 | 51.8 |
| 1/26/19 17:13 | 0 | 6.807 | 22.8 | 52.0 |
| 1/26/19 17:23 | 0 | 6.807 | 22.3 | 52.6 |
| 1/26/19 17:33 | 0 | 6.807 | 21.9 | 53.1 |
| 1/26/19 17:43 | 0 | 6.807 | 21.6 | 53.6 |
| 1/26/19 17:53 | 0 | 6.807 | 21.2 | 54.2 |
| 1/26/19 18:03 | 0 | 6.807 | 20.8 | 54.7 |
| 1/26/19 18:13 | 0 | 6.807 | 20.5 | 55.3 |

## West Monitoring Station

| Time Stamp | $H_2S$ (PPB) | Battery (Volts) | Temperature (°F) | Humidity (%) |
|---|---|---|---|---|
| 1/26/19 18:23 | 0 | 6.798 | 20.3 | 55.8 |
| 1/26/19 18:33 | 0 | 6.798 | 20.1 | 56.3 |
| 1/26/19 18:43 | 0 | 6.798 | 19.9 | 56.8 |
| 1/26/19 18:53 | 0 | 6.798 | 19.8 | 58.0 |
| 1/26/19 19:03 | 0 | 6.798 | 19.4 | 58.8 |
| 1/26/19 19:13 | 0 | 6.798 | 19.0 | 59.3 |
| 1/26/19 19:23 | 0 | 6.798 | 18.5 | 60.0 |
| 1/26/19 19:33 | 0 | 6.798 | 18.1 | 60.4 |
| 1/26/19 19:43 | 0 | 6.798 | 17.8 | 60.8 |
| 1/26/19 19:53 | 0 | 6.798 | 17.4 | 61.2 |
| 1/26/19 20:03 | 0 | 6.790 | 17.1 | 61.9 |
| 1/26/19 20:13 | 0 | 6.790 | 16.7 | 62.5 |
| 1/26/19 20:23 | 0 | 6.790 | 16.5 | 63.1 |
| 1/26/19 20:33 | 0 | 6.790 | 16.3 | 63.9 |
| 1/26/19 20:43 | 0 | 6.790 | 16.2 | 64.7 |
| 1/26/19 20:53 | 0 | 6.790 | 16.0 | 65.3 |
| 1/26/19 21:03 | 0 | 6.790 | 15.8 | 65.9 |
| 1/26/19 21:13 | 0 | 6.790 | 15.6 | 66.4 |
| 1/26/19 21:23 | 0 | 6.790 | 15.4 | 66.8 |
| 1/26/19 21:33 | 0 | 6.790 | 15.1 | 67.2 |
| 1/26/19 21:43 | 0 | 6.790 | 14.5 | 67.5 |
| 1/26/19 21:53 | 0 | 6.790 | 14.2 | 67.9 |
| 1/26/19 22:03 | 0 | 6.781 | 13.6 | 68.3 |
| 1/26/19 22:13 | 0 | 6.781 | 13.3 | 68.8 |
| 1/26/19 22:23 | 0 | 6.781 | 13.1 | 69.2 |
| 1/26/19 22:33 | 0 | 6.781 | 12.9 | 69.7 |
| 1/26/19 22:43 | 0 | 6.781 | 12.9 | 70.3 |
| 1/26/19 22:53 | 0 | 6.781 | 12.9 | 71.0 |
| 1/26/19 23:03 | 0 | 6.781 | 12.7 | 71.6 |
| 1/26/19 23:13 | 0 | 6.781 | 12.7 | 72.0 |
| 1/26/19 23:23 | 0 | 6.781 | 12.6 | 72.5 |
| 1/26/19 23:33 | 0 | 6.781 | 12.2 | 72.8 |
| 1/26/19 23:43 | 0 | 6.781 | 11.8 | 73.2 |
| 1/26/19 23:53 | 0 | 6.781 | 11.5 | 73.5 |
| 1/27/19 0:03 | 0 | 6.781 | 11.5 | 73.9 |
| 1/27/19 0:13 | 0 | 6.781 | 11.5 | 74.5 |
| 1/27/19 0:23 | 0 | 6.781 | 11.7 | 75.1 |
| 1/27/19 0:33 | 0 | 6.781 | 11.8 | 75.8 |
| 1/27/19 0:43 | 0 | 6.781 | 12.2 | 76.4 |
| 1/27/19 0:53 | 0 | 6.781 | 12.6 | 77.1 |
| 1/27/19 1:03 | 0 | 6.781 | 12.9 | 77.7 |
| 1/27/19 1:13 | 0 | 6.781 | 13.3 | 78.4 |
| 1/27/19 1:23 | 0 | 6.781 | 14.2 | 79.2 |
| 1/27/19 1:33 | 0 | 6.790 | 14.9 | 79.9 |
| 1/27/19 1:43 | 0 | 6.790 | 15.4 | 80.3 |
| 1/27/19 1:53 | 0 | 6.790 | 16.2 | 80.6 |
| 1/27/19 2:03 | 0 | 6.790 | 16.9 | 80.8 |
| 1/27/19 2:13 | 0 | 6.790 | 17.6 | 80.8 |
| 1/27/19 2:23 | 0 | 6.798 | 18.1 | 80.8 |
| 1/27/19 2:33 | 0 | 6.798 | 18.9 | 80.7 |
| 1/27/19 2:43 | 0 | 6.798 | 19.2 | 80.5 |
| 1/27/19 2:53 | 0 | 6.798 | 19.6 | 80.3 |
| 1/27/19 3:03 | 0 | 6.798 | 19.9 | 80.1 |
| 1/27/19 3:13 | 0 | 6.798 | 20.3 | 79.9 |
| 1/27/19 3:23 | 0 | 6.798 | 20.7 | 79.7 |
| 1/27/19 3:33 | 0 | 6.798 | 21.0 | 79.4 |
| 1/27/19 3:43 | 0 | 6.807 | 21.4 | 79.1 |
| 1/27/19 3:53 | 0 | 6.807 | 21.7 | 78.7 |
| 1/27/19 4:03 | 0 | 6.807 | 22.1 | 78.4 |
| 1/27/19 4:13 | 0 | 6.807 | 22.3 | 78.0 |

## West Monitoring Station

| Time Stamp | $H_2S$ (PPB) | Battery (Volts) | Temperature (°F) | Humidity (%) |
|---|---|---|---|---|
| 1/27/19 4:23 | 0 | 6.807 | 22.6 | 77.6 |
| 1/27/19 4:33 | 0 | 6.807 | 23.0 | 77.2 |
| 1/27/19 4:43 | 0 | 6.807 | 23.2 | 76.9 |
| 1/27/19 4:53 | 0 | 6.807 | 23.5 | 76.5 |
| 1/27/19 5:03 | 0 | 6.807 | 23.7 | 76.4 |
| 1/27/19 5:13 | 0 | 6.807 | 24.3 | 76.4 |
| 1/27/19 5:23 | 0 | 6.807 | 24.6 | 76.6 |
| 1/27/19 5:33 | 0 | 6.807 | 25.2 | 76.9 |
| 1/27/19 5:43 | 0 | 6.807 | 25.9 | 77.2 |
| 1/27/19 5:53 | 0 | 6.816 | 26.6 | 77.3 |
| 1/27/19 6:03 | 0 | 6.816 | 27.1 | 77.4 |
| 1/27/19 6:13 | 0 | 6.816 | 27.7 | 77.5 |
| 1/27/19 6:23 | 0 | 6.816 | 28.0 | 77.7 |
| 1/27/19 6:33 | 0 | 6.816 | 28.4 | 77.8 |
| 1/27/19 6:43 | 0 | 6.816 | 28.8 | 77.9 |
| 1/27/19 6:53 | 0 | 6.816 | 29.1 | 77.9 |
| 1/27/19 7:03 | 0 | 6.816 | 29.5 | 77.7 |
| 1/27/19 7:13 | 0 | 6.816 | 29.7 | 77.6 |
| 1/27/19 7:23 | 0 | 6.825 | 29.8 | 77.5 |
| 1/27/19 7:33 | 0 | 6.825 | 30.0 | 77.6 |
| 1/27/19 7:43 | 0 | 6.825 | 30.2 | 77.5 |
| 1/27/19 7:53 | 0 | 6.825 | 30.4 | 77.6 |
| 1/27/19 8:03 | 0 | 6.825 | 30.4 | 78.1 |
| 1/27/19 8:13 | 0 | 6.825 | 30.2 | 78.8 |
| 1/27/19 8:23 | 0 | 6.825 | 30.2 | 79.5 |
| 1/27/19 8:33 | 0 | 6.825 | 30.4 | 79.6 |
| 1/27/19 8:43 | 0 | 6.825 | 30.4 | 78.6 |
| 1/27/19 8:53 | 0 | 6.825 | 30.4 | 77.1 |
| 1/27/19 9:03 | 0 | 6.825 | 30.4 | 75.6 |
| 1/27/19 9:13 | 0 | 6.825 | 30.4 | 74.4 |
| 1/27/19 9:23 | 0 | 6.816 | 30.7 | 73.5 |
| 1/27/19 9:33 | 0 | 6.825 | 31.1 | 72.9 |
| 1/27/19 9:43 | 0 | 6.825 | 31.1 | 72.2 |
| 1/27/19 9:53 | 0 | 6.816 | 31.3 | 71.6 |
| 1/27/19 10:03 | 0 | 6.816 | 31.5 | 70.9 |
| 1/27/19 10:13 | 0 | 6.825 | 31.8 | 70.4 |
| 1/27/19 10:23 | 0 | 6.825 | 31.5 | 69.8 |
| 1/27/19 10:33 | 0 | 6.816 | 31.1 | 69.0 |
| 1/27/19 10:43 | 0 | 6.816 | 31.6 | 68.3 |
| 1/27/19 10:53 | 0 | 6.816 | 32.4 | 67.7 |
| 1/27/19 11:03 | 0 | 6.825 | 32.9 | 66.7 |
| 1/27/19 11:13 | 0 | 6.825 | 33.4 | 65.3 |
| 1/27/19 11:23 | 0 | 6.825 | 34.5 | 63.8 |
| 1/27/19 11:33 | 0 | 6.825 | 35.6 | 62.4 |
| 1/27/19 11:43 | 0 | 6.825 | 35.8 | 60.9 |
| 1/27/19 11:53 | 0 | 6.825 | 35.2 | 59.5 |
| 1/27/19 12:03 | 0 | 6.825 | 34.5 | 58.7 |
| 1/27/19 12:13 | 0 | 6.825 | 33.4 | 58.5 |
| 1/27/19 12:23 | 0 | 6.825 | 32.2 | 58.8 |
| 1/27/19 12:33 | 0 | 6.825 | 31.8 | 59.4 |
| 1/27/19 12:43 | 0 | 6.816 | 31.3 | 59.6 |
| 1/27/19 12:53 | 0 | 6.816 | 30.7 | 59.4 |
| 1/27/19 13:03 | 0 | 6.816 | 30.9 | 59.0 |
| 1/27/19 13:13 | 0 | 6.816 | 31.1 | 58.1 |
| 1/27/19 13:23 | 0 | 6.816 | 31.1 | 57.1 |
| 1/27/19 13:33 | 0 | 6.816 | 31.3 | 56.4 |
| 1/27/19 13:43 | 0 | 6.816 | 31.3 | 55.7 |
| 1/27/19 13:53 | 0 | 6.816 | 30.7 | 55.0 |
| 1/27/19 14:03 | 0 | 6.816 | 30.7 | 54.1 |
| 1/27/19 14:13 | 0 | 6.816 | 31.3 | 53.5 |

## West Monitoring Station

| Time Stamp | $H_2S$ (PPB) | Battery (Volts) | Temperature (°F) | Humidity (%) |
|---|---|---|---|---|
| 1/27/19 14:23 | 0 | 6.816 | 31.3 | 53.0 |
| 1/27/19 14:33 | 0 | 6.816 | 30.9 | 52.5 |
| 1/27/19 14:43 | 0 | 6.816 | 30.6 | 52.0 |
| 1/27/19 14:53 | 0 | 6.816 | 29.5 | 51.5 |
| 1/27/19 15:03 | 0 | 6.816 | 28.6 | 51.1 |
| 1/27/19 15:13 | 0 | 6.816 | 28.4 | 50.9 |
| 1/27/19 15:23 | 0 | 6.807 | 28.2 | 50.8 |
| 1/27/19 15:33 | 0 | 6.807 | 27.9 | 50.9 |
| 1/27/19 15:43 | 0 | 6.807 | 27.0 | 50.7 |
| 1/27/19 15:53 | 0 | 6.807 | 26.6 | 50.7 |
| 1/27/19 16:03 | 0 | 6.807 | 26.2 | 51.1 |
| 1/27/19 16:13 | 0 | 6.807 | 25.7 | 51.3 |
| 1/27/19 16:23 | 0 | 6.807 | 25.3 | 51.4 |
| 1/27/19 16:33 | 0 | 6.807 | 24.8 | 51.5 |
| 1/27/19 16:43 | 0 | 6.807 | 24.1 | 51.5 |
| 1/27/19 16:53 | 0 | 6.807 | 23.2 | 51.6 |
| 1/27/19 17:03 | 0 | 6.807 | 22.6 | 51.9 |
| 1/27/19 17:13 | 0 | 6.798 | 22.1 | 52.4 |
| 1/27/19 17:23 | 0 | 6.798 | 21.6 | 52.9 |
| 1/27/19 17:33 | 0 | 6.798 | 21.2 | 53.4 |
| 1/27/19 17:43 | 0 | 6.798 | 20.7 | 53.8 |
| 1/27/19 17:53 | 0 | 6.798 | 20.3 | 54.5 |
| 1/27/19 18:03 | 0 | 6.798 | 19.9 | 55.1 |
| 1/27/19 18:13 | 0 | 6.798 | 19.6 | 55.9 |
| 1/27/19 18:23 | 0 | 6.798 | 19.2 | 56.9 |
| 1/27/19 18:33 | 0 | 6.790 | 18.9 | 57.8 |
| 1/27/19 18:43 | 0 | 6.790 | 18.3 | 58.7 |
| 1/27/19 18:53 | 0 | 6.790 | 18.0 | 59.6 |
| 1/27/19 19:03 | 0 | 6.790 | 17.4 | 60.5 |
| 1/27/19 19:13 | 0 | 6.790 | 16.7 | 61.0 |
| 1/27/19 19:23 | 0 | 6.790 | 16.0 | 61.7 |
| 1/27/19 19:33 | 0 | 6.790 | 15.3 | 62.5 |
| 1/27/19 19:43 | 0 | 6.781 | 14.5 | 63.1 |
| 1/27/19 19:53 | 0 | 6.781 | 14.0 | 63.6 |
| 1/27/19 20:03 | 0 | 6.781 | 13.6 | 64.3 |
| 1/27/19 20:13 | 0 | 6.781 | 13.1 | 64.9 |
| 1/27/19 20:23 | 0 | 6.781 | 12.7 | 65.4 |
| 1/27/19 20:33 | 0 | 6.781 | 12.4 | 65.9 |
| 1/27/19 20:43 | 0 | 6.772 | 12.2 | 66.4 |
| 1/27/19 20:53 | 0 | 6.772 | 12.2 | 67.0 |
| 1/27/19 21:03 | 0 | 6.772 | 12.4 | 67.8 |
| 1/27/19 21:13 | 0 | 6.772 | 12.6 | 68.7 |
| 1/27/19 21:23 | 0 | 6.781 | 12.9 | 69.4 |
| 1/27/19 21:33 | 0 | 6.781 | 13.3 | 69.7 |
| 1/27/19 21:43 | 0 | 6.781 | 13.6 | 69.4 |
| 1/27/19 21:53 | 0 | 6.781 | 14.0 | 69.1 |
| 1/27/19 22:03 | 0 | 6.781 | 14.2 | 68.6 |
| 1/27/19 22:13 | 0 | 6.781 | 14.2 | 68.1 |
| 1/27/19 22:23 | 0 | 6.781 | 14.2 | 67.5 |
| 1/27/19 22:33 | 0 | 6.781 | 14.4 | 66.8 |
| 1/27/19 22:43 | 0 | 6.781 | 14.4 | 66.2 |
| 1/27/19 22:53 | 0 | 6.781 | 14.4 | 65.8 |
| 1/27/19 23:03 | 0 | 6.781 | 14.5 | 65.4 |
| 1/27/19 23:13 | 0 | 6.781 | 14.5 | 65.1 |
| 1/27/19 23:23 | 0 | 6.781 | 14.5 | 65.0 |
| 1/27/19 23:33 | 0 | 6.781 | 14.5 | 64.8 |
| 1/27/19 23:43 | 0 | 6.781 | 14.5 | 64.7 |
| 1/27/19 23:53 | 0 | 6.781 | 14.7 | 64.6 |
| 1/28/19 0:03 | 0 | 6.781 | 14.7 | 64.5 |
| 1/28/19 0:13 | 0 | 6.781 | 14.7 | 64.4 |

## West Monitoring Station

| Time Stamp | $H_2S$ (PPB) | Battery (Volts) | Temperature (°F) | Humidity (%) |
|---|---|---|---|---|
| 1/28/19 0:23 | 0 | 6.781 | 14.7 | 64.3 |
| 1/28/19 0:33 | 0 | 6.781 | 14.7 | 64.4 |
| 1/28/19 0:43 | 0 | 6.781 | 14.7 | 64.4 |
| 1/28/19 0:53 | 0 | 6.781 | 14.5 | 64.4 |
| 1/28/19 1:03 | 0 | 6.790 | 14.4 | 64.3 |
| 1/28/19 1:13 | 0 | 6.781 | 14.4 | 64.3 |
| 1/28/19 1:23 | 0 | 6.781 | 14.2 | 64.6 |
| 1/28/19 1:33 | 0 | 6.781 | 14.0 | 64.9 |
| 1/28/19 1:43 | 0 | 6.781 | 13.8 | 65.4 |
| 1/28/19 1:53 | 0 | 6.781 | 13.6 | 65.8 |
| 1/28/19 2:03 | 0 | 6.781 | 13.5 | 66.0 |
| 1/28/19 2:13 | 0 | 6.781 | 13.3 | 66.3 |
| 1/28/19 2:23 | 0 | 6.781 | 13.3 | 66.5 |
| 1/28/19 2:33 | 0 | 6.781 | 13.1 | 66.8 |
| 1/28/19 2:43 | 0 | 6.781 | 12.9 | 67.1 |
| 1/28/19 2:53 | 0 | 6.781 | 12.7 | 67.5 |
| 1/28/19 3:03 | 0 | 6.781 | 12.4 | 67.6 |
| 1/28/19 3:13 | 0 | 6.781 | 12.0 | 67.9 |
| 1/28/19 3:23 | 0 | 6.781 | 11.7 | 68.1 |
| 1/28/19 3:33 | 0 | 6.781 | 11.5 | 68.5 |
| 1/28/19 3:43 | 0 | 6.781 | 11.5 | 68.9 |
| 1/28/19 3:53 | 0 | 6.781 | 11.5 | 69.3 |
| 1/28/19 4:03 | 0 | 6.781 | 11.5 | 69.7 |
| 1/28/19 4:13 | 0 | 6.781 | 11.7 | 69.8 |
| 1/28/19 4:23 | 0 | 6.781 | 11.8 | 69.8 |
| 1/28/19 4:33 | 0 | 6.781 | 12.0 | 69.9 |
| 1/28/19 4:43 | 0 | 6.781 | 12.0 | 69.9 |
| 1/28/19 4:53 | 0 | 6.781 | 12.0 | 70.0 |
| 1/28/19 5:03 | 0 | 6.781 | 11.8 | 69.9 |
| 1/28/19 5:13 | 0 | 6.781 | 11.8 | 70.0 |
| 1/28/19 5:23 | 0 | 6.781 | 11.7 | 70.2 |
| 1/28/19 5:33 | 0 | 6.781 | 11.5 | 70.4 |
| 1/28/19 5:43 | 0 | 6.781 | 11.5 | 70.7 |
| 1/28/19 5:53 | 0 | 6.781 | 11.5 | 70.9 |
| 1/28/19 6:03 | 0 | 6.781 | 11.5 | 71.0 |
| 1/28/19 6:13 | 0 | 6.781 | 11.5 | 71.0 |
| 1/28/19 6:23 | 0 | 6.781 | 11.7 | 71.0 |
| 1/28/19 6:33 | 0 | 6.781 | 11.8 | 71.0 |
| 1/28/19 6:43 | 0 | 6.781 | 12.0 | 70.9 |
| 1/28/19 6:53 | 0 | 6.781 | 12.0 | 71.3 |
| 1/28/19 7:03 | 0 | 6.781 | 12.0 | 71.8 |
| 1/28/19 7:13 | 0 | 6.781 | 12.2 | 72.5 |
| 1/28/19 7:23 | 0 | 6.781 | 12.2 | 73.0 |
| 1/28/19 7:33 | 0 | 6.781 | 12.2 | 73.5 |
| 1/28/19 7:43 | 0 | 6.781 | 12.2 | 73.8 |
| 1/28/19 7:53 | 0 | 6.781 | 12.2 | 74.2 |
| 1/28/19 8:03 | 0 | 6.781 | 12.2 | 74.5 |
| 1/28/19 8:13 | 0 | 6.781 | 12.0 | 74.7 |
| 1/28/19 8:23 | 0 | 6.781 | 12.0 | 74.9 |
| 1/28/19 8:33 | 0 | 6.781 | 12.0 | 75.0 |
| 1/28/19 8:43 | 0 | 6.781 | 12.0 | 75.1 |
| 1/28/19 8:53 | 0 | 6.781 | 12.2 | 75.3 |
| 1/28/19 9:03 | 0 | 6.781 | 12.7 | 75.4 |
| 1/28/19 9:13 | 0 | 6.781 | 13.3 | 75.5 |
| 1/28/19 9:23 | 0 | 6.781 | 13.8 | 75.4 |
| 1/28/19 9:33 | 0 | 6.781 | 14.2 | 75.2 |
| 1/28/19 9:43 | 0 | 6.781 | 14.7 | 74.9 |
| 1/28/19 9:53 | 0 | 6.781 | 15.3 | 74.7 |
| 1/28/19 10:03 | 0 | 6.781 | 15.6 | 74.5 |
| 1/28/19 10:13 | 0 | 6.790 | 16.0 | 74.2 |

## West Monitoring Station

| Time Stamp | $H_2S$ (PPB) | Battery (Volts) | Temperature (°F) | Humidity (%) |
|---|---|---|---|---|
| 1/28/19 10:23 | 0 | 6.790 | 16.3 | 73.8 |
| 1/28/19 10:33 | 0 | 6.790 | 16.9 | 73.4 |
| 1/28/19 10:43 | 0 | 6.790 | 17.2 | 72.8 |
| 1/28/19 10:53 | 0 | 6.790 | 17.8 | 72.1 |
| 1/28/19 11:03 | 0 | 6.790 | 18.7 | 71.3 |
| 1/28/19 11:13 | 0 | 6.790 | 19.6 | 70.3 |
| 1/28/19 11:23 | 0 | 6.790 | 20.8 | 69.1 |
| 1/28/19 11:33 | 0 | 6.790 | 21.6 | 67.8 |
| 1/28/19 11:43 | 0 | 6.790 | 21.9 | 66.4 |
| 1/28/19 11:53 | 0 | 6.798 | 21.9 | 65.0 |
| 1/28/19 12:03 | 0 | 6.798 | 21.9 | 64.0 |
| 1/28/19 12:13 | 0 | 6.798 | 21.7 | 62.9 |
| 1/28/19 12:23 | 0 | 6.798 | 21.7 | 62.0 |
| 1/28/19 12:33 | 0 | 6.798 | 21.9 | 61.2 |
| 1/28/19 12:43 | 0 | 6.798 | 22.3 | 60.5 |
| 1/28/19 12:53 | 0 | 6.798 | 22.6 | 59.8 |
| 1/28/19 13:03 | 0 | 6.798 | 22.8 | 59.2 |
| 1/28/19 13:13 | 0 | 6.798 | 23.0 | 58.5 |
| 1/28/19 13:23 | 0 | 6.798 | 23.2 | 58.0 |
| 1/28/19 13:33 | 0 | 6.798 | 23.4 | 57.4 |
| 1/28/19 13:43 | 0 | 6.798 | 23.0 | 56.9 |
| 1/28/19 13:53 | 0 | 6.798 | 22.6 | 56.5 |
| 1/28/19 14:03 | 0 | 6.798 | 22.3 | 56.4 |
| 1/28/19 14:13 | 0 | 6.798 | 22.1 | 56.5 |
| 1/28/19 14:23 | 0 | 6.798 | 21.9 | 56.4 |
| 1/28/19 14:33 | 0 | 6.798 | 21.6 | 56.4 |
| 1/28/19 14:43 | 0 | 6.798 | 21.4 | 56.6 |
| 1/28/19 14:53 | 0 | 6.798 | 21.2 | 56.7 |
| 1/28/19 15:03 | 0 | 6.798 | 21.6 | 56.9 |
| 1/28/19 15:13 | 0 | 6.798 | 21.6 | 56.9 |
| 1/28/19 15:23 | 0 | 6.798 | 21.4 | 56.9 |
| 1/28/19 15:33 | 0 | 6.798 | 21.4 | 56.8 |
| 1/28/19 15:43 | 0 | 6.798 | 21.2 | 56.7 |
| 1/28/19 15:53 | 0 | 6.798 | 21.2 | 56.6 |
| 1/28/19 16:03 | 0 | 6.798 | 20.8 | 56.5 |
| 1/28/19 16:13 | 0 | 6.798 | 20.3 | 56.5 |
| 1/28/19 16:23 | 0 | 6.798 | 19.9 | 56.8 |
| 1/28/19 16:33 | 0 | 6.798 | 19.8 | 57.0 |
| 1/28/19 16:43 | 0 | 6.798 | 19.4 | 57.4 |
| 1/28/19 16:53 | 0 | 6.798 | 19.2 | 57.8 |
| 1/28/19 17:03 | 0 | 6.798 | 18.9 | 58.0 |
| 1/28/19 17:13 | 0 | 6.798 | 18.5 | 58.2 |
| 1/28/19 17:23 | 0 | 6.798 | 18.1 | 58.6 |
| 1/28/19 17:33 | 0 | 6.790 | 18.1 | 59.0 |
| 1/28/19 17:43 | 0 | 6.790 | 18.0 | 59.3 |
| 1/28/19 17:53 | 0 | 6.790 | 17.8 | 59.5 |
| 1/28/19 18:03 | 0 | 6.790 | 17.6 | 59.8 |
| 1/28/19 18:13 | 0 | 6.790 | 17.4 | 60.1 |
| 1/28/19 18:23 | 0 | 6.790 | 17.4 | 60.5 |
| 1/28/19 18:33 | 0 | 6.790 | 17.2 | 60.8 |
| 1/28/19 18:43 | 0 | 6.790 | 17.2 | 61.0 |
| 1/28/19 18:53 | 0 | 6.790 | 17.1 | 61.2 |
| 1/28/19 19:03 | 0 | 6.790 | 17.1 | 61.5 |
| 1/28/19 19:13 | 0 | 6.790 | 16.9 | 61.7 |
| 1/28/19 19:23 | 0 | 6.790 | 16.9 | 61.9 |
| 1/28/19 19:33 | 0 | 6.790 | 16.9 | 62.1 |
| 1/28/19 19:43 | 0 | 6.790 | 17.1 | 62.4 |
| 1/28/19 19:53 | 0 | 6.790 | 17.1 | 62.7 |
| 1/28/19 20:03 | 0 | 6.790 | 17.2 | 62.9 |
| 1/28/19 20:13 | 0 | 6.790 | 17.6 | 63.2 |

## West Monitoring Station

| Time Stamp | $H_2S$ (PPB) | Battery (Volts) | Temperature (°F) | Humidity (%) |
|---|---|---|---|---|
| 1/28/19 20:23 | 0 | 6.790 | 17.8 | 63.4 |
| 1/28/19 20:33 | 0 | 6.790 | 18.0 | 63.7 |
| 1/28/19 20:43 | 0 | 6.790 | 18.3 | 64.0 |
| 1/28/19 20:53 | 0 | 6.798 | 18.7 | 64.4 |
| 1/28/19 21:03 | 0 | 6.798 | 19.0 | 64.9 |
| 1/28/19 21:13 | 0 | 6.798 | 19.4 | 65.3 |
| 1/28/19 21:23 | 0 | 6.798 | 19.9 | 65.6 |
| 1/28/19 21:33 | 0 | 6.798 | 20.5 | 65.7 |
| 1/28/19 21:43 | 0 | 6.798 | 21.0 | 65.4 |
| 1/28/19 21:53 | 0 | 6.798 | 21.6 | 65.0 |
| 1/28/19 22:03 | 0 | 6.798 | 22.1 | 64.7 |
| 1/28/19 22:13 | 0 | 6.798 | 22.6 | 64.5 |
| 1/28/19 22:23 | 0 | 6.807 | 23.2 | 64.0 |
| 1/28/19 22:33 | 0 | 6.807 | 23.5 | 63.5 |
| 1/28/19 22:43 | 0 | 6.807 | 24.1 | 63.2 |
| 1/28/19 22:53 | 0 | 6.807 | 24.6 | 63.1 |
| 1/28/19 23:03 | 0 | 6.807 | 25.2 | 62.8 |
| 1/28/19 23:13 | 0 | 6.807 | 25.9 | 62.5 |
| 1/28/19 23:23 | 0 | 6.807 | 26.2 | 62.0 |
| 1/28/19 23:33 | 0 | 6.816 | 26.8 | 61.3 |
| 1/28/19 23:43 | 0 | 6.816 | 27.1 | 60.7 |
| 1/28/19 23:53 | 0 | 6.816 | 27.5 | 60.4 |
| 1/29/19 0:03 | 0 | 6.816 | 27.9 | 60.0 |
| 1/29/19 0:13 | 0 | 6.816 | 28.2 | 59.9 |
| 1/29/19 0:23 | 0 | 6.816 | 28.6 | 59.7 |
| 1/29/19 0:33 | 0 | 6.816 | 28.9 | 59.6 |
| 1/29/19 0:43 | 0 | 6.816 | 29.1 | 59.5 |
| 1/29/19 0:53 | 0 | 6.816 | 29.5 | 59.3 |
| 1/29/19 1:03 | 0 | 6.816 | 29.7 | 59.1 |
| 1/29/19 1:13 | 0 | 6.816 | 29.8 | 59.1 |
| 1/29/19 1:23 | 0 | 6.816 | 30.0 | 59.0 |
| 1/29/19 1:33 | 0 | 6.816 | 30.2 | 58.8 |
| 1/29/19 1:43 | 0 | 6.816 | 30.4 | 58.8 |
| 1/29/19 1:53 | 0 | 6.816 | 30.4 | 58.8 |
| 1/29/19 2:03 | 0 | 6.816 | 30.6 | 58.9 |
| 1/29/19 2:13 | 0 | 6.816 | 30.7 | 58.9 |
| 1/29/19 2:23 | 0 | 6.816 | 30.9 | 58.9 |
| 1/29/19 2:33 | 0 | 6.825 | 31.1 | 59.1 |
| 1/29/19 2:43 | 0 | 6.825 | 31.5 | 59.4 |
| 1/29/19 2:53 | 0 | 6.825 | 31.8 | 59.5 |
| 1/29/19 3:03 | 0 | 6.825 | 32.0 | 59.7 |
| 1/29/19 3:13 | 0 | 6.825 | 32.0 | 60.1 |
| 1/29/19 3:23 | 0 | 6.825 | 32.2 | 60.4 |
| 1/29/19 3:33 | 0 | 6.825 | 32.4 | 61.0 |
| 1/29/19 3:43 | 0 | 6.825 | 32.4 | 61.7 |
| 1/29/19 3:53 | 0 | 6.825 | 32.5 | 62.3 |
| 1/29/19 4:03 | 0 | 6.825 | 32.5 | 62.9 |
| 1/29/19 4:13 | 0 | 6.825 | 32.7 | 63.4 |
| 1/29/19 4:23 | 0 | 6.825 | 32.7 | 63.8 |
| 1/29/19 4:33 | 0 | 6.825 | 32.7 | 64.1 |
| 1/29/19 4:43 | 0 | 6.825 | 32.7 | 64.4 |
| 1/29/19 4:53 | 0 | 6.825 | 32.5 | 64.7 |
| 1/29/19 5:03 | 0 | 6.825 | 32.5 | 65.0 |
| 1/29/19 5:13 | 0 | 6.825 | 32.4 | 65.3 |
| 1/29/19 5:23 | 0 | 6.825 | 32.4 | 65.5 |
| 1/29/19 5:33 | 0 | 6.825 | 32.2 | 65.9 |
| 1/29/19 5:43 | 0 | 6.825 | 32.2 | 66.1 |
| 1/29/19 5:53 | 0 | 6.825 | 32.0 | 66.3 |
| 1/29/19 6:03 | 0 | 6.825 | 32.0 | 66.5 |
| 1/29/19 6:13 | 0 | 6.825 | 31.6 | 66.7 |

## West Monitoring Station

| Time Stamp | $H_2S$ (PPB) | Battery (Volts) | Temperature (°F) | Humidity (%) |
|---|---|---|---|---|
| 1/29/19 6:23 | 0 | 6.825 | 31.3 | 67.0 |
| 1/29/19 6:33 | 0 | 6.825 | 31.1 | 67.4 |
| 1/29/19 6:43 | 0 | 6.825 | 30.9 | 67.7 |
| 1/29/19 6:53 | 0 | 6.816 | 30.9 | 68.0 |
| 1/29/19 7:03 | 0 | 6.816 | 30.7 | 68.4 |
| 1/29/19 7:13 | 0 | 6.816 | 30.7 | 68.7 |
| 1/29/19 7:23 | 0 | 6.816 | 30.7 | 68.9 |
| 1/29/19 7:33 | 0 | 6.816 | 30.7 | 69.2 |
| 1/29/19 7:43 | 0 | 6.816 | 30.7 | 69.5 |
| 1/29/19 7:53 | 0 | 6.816 | 30.7 | 69.8 |
| 1/29/19 8:03 | 0 | 6.816 | 30.7 | 70.1 |
| 1/29/19 8:13 | 0 | 6.816 | 30.7 | 70.3 |
| 1/29/19 8:23 | 0 | 6.816 | 30.7 | 70.6 |
| 1/29/19 8:33 | 0 | 6.816 | 30.7 | 70.9 |
| 1/29/19 8:43 | 0 | 6.816 | 30.7 | 71.3 |
| 1/29/19 8:53 | 0 | 6.816 | 30.7 | 71.9 |
| 1/29/19 9:03 | 0 | 6.816 | 30.9 | 72.3 |
| 1/29/19 9:13 | 0 | 6.816 | 30.9 | 72.4 |
| 1/29/19 9:23 | 0 | 6.816 | 30.9 | 72.3 |
| 1/29/19 9:33 | 0 | 6.816 | 30.9 | 72.1 |
| 1/29/19 9:43 | 0 | 6.816 | 30.9 | 71.8 |
| 1/29/19 9:53 | 0 | 6.816 | 30.7 | 71.2 |
| 1/29/19 10:03 | 0 | 6.816 | 30.7 | 70.3 |
| 1/29/19 10:13 | 0 | 6.816 | 30.6 | 69.4 |
| 1/29/19 10:23 | 0 | 6.816 | 30.6 | 68.7 |
| 1/29/19 10:33 | 0 | 6.816 | 30.6 | 68.2 |
| 1/29/19 10:43 | 0 | 6.816 | 30.6 | 67.6 |
| 1/29/19 10:53 | 0 | 6.816 | 30.6 | 67.1 |
| 1/29/19 11:03 | 0 | 6.816 | 30.6 | 66.8 |
| 1/29/19 11:13 | 0 | 6.816 | 30.6 | 66.5 |
| 1/29/19 11:23 | 0 | 6.816 | 30.6 | 66.3 |
| 1/29/19 11:33 | 0 | 6.816 | 30.7 | 66.1 |
| 1/29/19 11:43 | 0 | 6.816 | 30.7 | 66.0 |
| 1/29/19 11:53 | 0 | 6.816 | 30.7 | 65.7 |
| 1/29/19 12:03 | 0 | 6.816 | 30.9 | 65.4 |
| 1/29/19 12:13 | 0 | 6.816 | 30.7 | 65.1 |
| 1/29/19 12:23 | 0 | 6.816 | 30.9 | 65.1 |
| 1/29/19 12:33 | 0 | 6.816 | 30.9 | 65.2 |
| 1/29/19 12:43 | 0 | 6.816 | 30.7 | 65.3 |
| 1/29/19 12:53 | 0 | 6.816 | 30.6 | 65.4 |
| 1/29/19 13:03 | 0 | 6.816 | 30.6 | 65.7 |
| 1/29/19 13:13 | 0 | 6.816 | 30.7 | 65.9 |
| 1/29/19 13:23 | 0 | 6.816 | 30.7 | 66.1 |
| 1/29/19 13:33 | 0 | 6.816 | 30.7 | 66.3 |
| 1/29/19 13:43 | 0 | 6.816 | 30.9 | 66.6 |
| 1/29/19 13:53 | 0 | 6.816 | 31.1 | 66.5 |
| 1/29/19 14:03 | 0 | 6.816 | 31.3 | 66.1 |
| 1/29/19 14:13 | 0 | 6.816 | 31.5 | 65.6 |
| 1/29/19 14:23 | 0 | 6.816 | 31.8 | 65.0 |
| 1/29/19 14:33 | 0 | 6.816 | 32.0 | 64.1 |
| 1/29/19 14:43 | 0 | 6.816 | 32.2 | 63.2 |
| 1/29/19 14:53 | 0 | 6.816 | 32.4 | 62.2 |
| 1/29/19 15:03 | 0 | 6.816 | 32.5 | 61.0 |
| 1/29/19 15:13 | 0 | 6.816 | 32.5 | 60.1 |
| 1/29/19 15:23 | 0 | 6.816 | 32.4 | 59.4 |
| 1/29/19 15:33 | 0 | 6.816 | 32.2 | 58.9 |
| 1/29/19 15:43 | 0 | 6.816 | 32.0 | 58.7 |
| 1/29/19 15:53 | 0 | 6.816 | 31.6 | 59.2 |
| 1/29/19 16:03 | 0 | 6.816 | 31.1 | 59.9 |
| 1/29/19 16:13 | 0 | 6.816 | 30.6 | 60.5 |

## West Monitoring Station

| Time Stamp | $H_2S$ (PPB) | Battery (Volts) | Temperature (°F) | Humidity (%) |
|---|---|---|---|---|
| 1/29/19 16:23 | 0 | 6.816 | 30.0 | 61.2 |
| 1/29/19 16:33 | 0 | 6.816 | 29.7 | 61.7 |
| 1/29/19 16:43 | 0 | 6.816 | 29.1 | 62.2 |
| 1/29/19 16:53 | 0 | 6.816 | 28.8 | 62.5 |
| 1/29/19 17:03 | 0 | 6.816 | 28.4 | 63.1 |
| 1/29/19 17:13 | 0 | 6.807 | 28.0 | 63.8 |
| 1/29/19 17:23 | 0 | 6.807 | 27.7 | 64.1 |
| 1/29/19 17:33 | 0 | 6.807 | 27.3 | 64.3 |
| 1/29/19 17:43 | 0 | 6.807 | 27.0 | 64.7 |
| 1/29/19 17:53 | 0 | 6.807 | 26.8 | 65.3 |
| 1/29/19 18:03 | 0 | 6.807 | 26.4 | 65.9 |
| 1/29/19 18:13 | 0 | 6.807 | 26.2 | 66.5 |
| 1/29/19 18:23 | 0 | 6.807 | 26.1 | 67.2 |
| 1/29/19 18:33 | 0 | 6.807 | 25.9 | 67.8 |
| 1/29/19 18:43 | 0 | 6.807 | 25.5 | 68.6 |
| 1/29/19 18:53 | 0 | 6.807 | 25.3 | 69.5 |
| 1/29/19 19:03 | 0 | 6.807 | 25.2 | 70.2 |
| 1/29/19 19:13 | 0 | 6.807 | 25.2 | 70.9 |
| 1/29/19 19:23 | 0 | 6.807 | 25.0 | 71.5 |
| 1/29/19 19:33 | 0 | 6.807 | 25.0 | 72.2 |
| 1/29/19 19:43 | 0 | 6.798 | 24.8 | 72.8 |
| 1/29/19 19:53 | 0 | 6.798 | 24.6 | 73.6 |
| 1/29/19 20:03 | 0 | 6.798 | 24.6 | 74.3 |
| 1/29/19 20:13 | 0 | 6.798 | 24.4 | 74.9 |
| 1/29/19 20:23 | 0 | 6.798 | 24.3 | 75.5 |
| 1/29/19 20:33 | 0 | 6.798 | 24.3 | 75.9 |
| 1/29/19 20:43 | 0 | 6.798 | 23.9 | 75.9 |
| 1/29/19 20:53 | 0 | 6.798 | 23.7 | 75.4 |
| 1/29/19 21:03 | 0 | 6.798 | 23.2 | 74.0 |
| 1/29/19 21:13 | 0 | 6.798 | 22.5 | 72.4 |
| 1/29/19 21:23 | 0 | 6.798 | 21.7 | 70.5 |
| 1/29/19 21:33 | 0 | 6.798 | 21.2 | 68.9 |
| 1/29/19 21:43 | 0 | 6.798 | 20.7 | 67.3 |
| 1/29/19 21:53 | 0 | 6.790 | 20.1 | 66.0 |
| 1/29/19 22:03 | 0 | 6.790 | 19.8 | 64.9 |
| 1/29/19 22:13 | 0 | 6.790 | 19.4 | 63.9 |
| 1/29/19 22:23 | 0 | 6.790 | 19.0 | 63.0 |
| 1/29/19 22:33 | 0 | 6.790 | 18.7 | 62.3 |
| 1/29/19 22:43 | 0 | 6.790 | 18.3 | 61.7 |
| 1/29/19 22:53 | 0 | 6.790 | 18.1 | 61.3 |
| 1/29/19 23:03 | 0 | 6.790 | 17.8 | 61.0 |
| 1/29/19 23:13 | 0 | 6.790 | 17.6 | 60.7 |
| 1/29/19 23:23 | 0 | 6.781 | 17.1 | 60.9 |
| 1/29/19 23:33 | 0 | 6.781 | 16.7 | 61.0 |
| 1/29/19 23:43 | 0 | 6.781 | 16.2 | 61.1 |
| 1/29/19 23:53 | 0 | 6.781 | 15.8 | 61.4 |
| 1/30/19 0:03 | 0 | 6.781 | 15.6 | 61.7 |
| 1/30/19 0:13 | 0 | 6.781 | 15.6 | 62.1 |
| 1/30/19 0:23 | 0 | 6.781 | 15.4 | 62.4 |
| 1/30/19 0:33 | 0 | 6.781 | 15.3 | 62.4 |
| 1/30/19 0:43 | 0 | 6.781 | 14.9 | 62.3 |
| 1/30/19 0:53 | 0 | 6.781 | 14.7 | 61.8 |
| 1/30/19 1:03 | 0 | 6.781 | 14.4 | 61.1 |
| 1/30/19 1:13 | 0 | 6.781 | 14.2 | 60.5 |
| 1/30/19 1:23 | 0 | 6.781 | 13.8 | 60.0 |
| 1/30/19 1:33 | 0 | 6.772 | 13.6 | 59.6 |
| 1/30/19 1:43 | 0 | 6.772 | 13.5 | 59.1 |
| 1/30/19 1:53 | 0 | 6.772 | 13.3 | 58.7 |
| 1/30/19 2:03 | 0 | 6.772 | 13.3 | 58.4 |
| 1/30/19 2:13 | 0 | 6.772 | 13.1 | 58.1 |

## West Monitoring Station

| Time Stamp | $H_2S$ (PPB) | Battery (Volts) | Temperature (°F) | Humidity (%) |
|---|---|---|---|---|
| 1/30/19 2:23 | 0 | 6.772 | 12.9 | 58.0 |
| 1/30/19 2:33 | 0 | 6.772 | 12.7 | 57.9 |
| 1/30/19 2:43 | 0 | 6.772 | 12.6 | 57.6 |
| 1/30/19 2:53 | 0 | 6.772 | 12.4 | 57.4 |
| 1/30/19 3:03 | 0 | 6.772 | 12.4 | 57.2 |
| 1/30/19 3:13 | 0 | 6.772 | 12.2 | 57.1 |
| 1/30/19 3:23 | 0 | 6.772 | 12.0 | 57.0 |
| 1/30/19 3:33 | 0 | 6.772 | 11.8 | 57.0 |
| 1/30/19 3:43 | 0 | 6.772 | 11.8 | 57.0 |
| 1/30/19 3:53 | 0 | 6.772 | 11.7 | 57.0 |
| 1/30/19 4:03 | 0 | 6.772 | 11.7 | 56.9 |
| 1/30/19 4:13 | 0 | 6.772 | 11.5 | 56.9 |
| 1/30/19 4:23 | 0 | 6.772 | 11.5 | 56.9 |
| 1/30/19 4:33 | 0 | 6.772 | 11.3 | 56.9 |
| 1/30/19 4:43 | 0 | 6.772 | 11.3 | 56.9 |
| 1/30/19 4:53 | 0 | 6.772 | 11.1 | 56.9 |
| 1/30/19 5:03 | 0 | 6.772 | 10.9 | 56.8 |
| 1/30/19 5:13 | 0 | 6.772 | 10.9 | 56.8 |
| 1/30/19 5:23 | 0 | 6.772 | 10.8 | 56.8 |
| 1/30/19 5:33 | 0 | 6.772 | 10.6 | 56.9 |
| 1/30/19 5:43 | 0 | 6.772 | 10.6 | 56.9 |
| 1/30/19 5:53 | 0 | 6.772 | 10.4 | 56.8 |
| 1/30/19 6:03 | 0 | 6.772 | 10.0 | 57.1 |
| 1/30/19 6:13 | 0 | 6.772 | 9.7 | 57.2 |
| 1/30/19 6:23 | 0 | 6.772 | 9.3 | 57.4 |
| 1/30/19 6:33 | 0 | 6.772 | 9.0 | 57.7 |
| 1/30/19 6:43 | 0 | 6.772 | 9.0 | 58.0 |
| 1/30/19 6:53 | 0 | 6.772 | 9.0 | 58.3 |
| 1/30/19 7:03 | 0 | 6.772 | 9.0 | 58.6 |
| 1/30/19 7:13 | 0 | 6.772 | 8.8 | 59.0 |
| 1/30/19 7:23 | 0 | 6.772 | 8.8 | 59.6 |
| 1/30/19 7:33 | 0 | 6.772 | 9.0 | 60.1 |
| 1/30/19 7:43 | 0 | 6.772 | 9.3 | 60.4 |
| 1/30/19 7:53 | 0 | 6.772 | 9.7 | 60.8 |
| 1/30/19 8:03 | 0 | 6.772 | 10.2 | 61.3 |
| 1/30/19 8:13 | 0 | 6.772 | 10.8 | 61.9 |
| 1/30/19 8:23 | 0 | 6.772 | 11.1 | 62.4 |
| 1/30/19 8:33 | 0 | 6.772 | 11.7 | 62.8 |
| 1/30/19 8:43 | 0 | 6.772 | 12.0 | 63.0 |
| 1/30/19 8:53 | 0 | 6.772 | 12.6 | 63.2 |
| 1/30/19 9:03 | 0 | 6.781 | 12.9 | 63.4 |
| 1/30/19 9:13 | 0 | 6.781 | 13.5 | 63.5 |
| 1/30/19 9:23 | 0 | 6.781 | 14.0 | 63.6 |
| 1/30/19 9:33 | 0 | 6.781 | 14.4 | 63.7 |
| 1/30/19 9:43 | 0 | 6.781 | 14.7 | 63.9 |
| 1/30/19 9:53 | 0 | 6.781 | 14.9 | 64.0 |
| 1/30/19 10:03 | 0 | 6.781 | 15.1 | 64.0 |
| 1/30/19 10:13 | 0 | 6.781 | 15.4 | 63.8 |
| 1/30/19 10:23 | 0 | 6.781 | 15.6 | 63.5 |
| 1/30/19 10:33 | 0 | 6.781 | 15.8 | 63.2 |
| 1/30/19 10:43 | 0 | 6.781 | 15.6 | 62.7 |
| 1/30/19 10:53 | 0 | 6.781 | 15.1 | 62.7 |
| 1/30/19 11:03 | 0 | 6.781 | 15.1 | 63.1 |
| 1/30/19 11:13 | 0 | 6.781 | 15.8 | 63.6 |
| 1/30/19 11:23 | 0 | 6.781 | 17.2 | 63.5 |
| 1/30/19 11:33 | 0 | 6.781 | 18.3 | 62.7 |
| 1/30/19 11:43 | 0 | 6.781 | 18.5 | 61.3 |
| 1/30/19 11:53 | 0 | 6.781 | 17.8 | 59.8 |
| 1/30/19 12:03 | 0 | 6.781 | 17.1 | 58.8 |
| 1/30/19 12:13 | 0 | 6.781 | 16.9 | 58.4 |

## West Monitoring Station

| Time Stamp | $H_2S$ (PPB) | Battery (Volts) | Temperature (°F) | Humidity (%) |
|---|---|---|---|---|
| 1/30/19 12:23 | 0 | 6.781 | 16.5 | 57.5 |
| 1/30/19 12:33 | 0 | 6.781 | 16.0 | 56.9 |
| 1/30/19 12:43 | 0 | 6.781 | 15.3 | 56.3 |
| 1/30/19 12:53 | 0 | 6.781 | 14.2 | 56.0 |
| 1/30/19 13:03 | 0 | 6.781 | 13.5 | 56.5 |
| 1/30/19 13:13 | 0 | 6.772 | 12.7 | 56.7 |
| 1/30/19 13:23 | 0 | 6.772 | 12.0 | 56.8 |
| 1/30/19 13:33 | 0 | 6.772 | 11.5 | 57.2 |
| 1/30/19 13:43 | 0 | 6.772 | 10.9 | 57.5 |
| 1/30/19 13:53 | 0 | 6.772 | 10.6 | 58.0 |
| 1/30/19 14:03 | 0 | 6.772 | 10.9 | 58.8 |
| 1/30/19 14:13 | 0 | 6.772 | 11.1 | 58.8 |
| 1/30/19 14:23 | 0 | 6.772 | 10.8 | 58.3 |
| 1/30/19 14:33 | 0 | 6.763 | 10.4 | 57.6 |
| 1/30/19 14:43 | 0 | 6.763 | 9.9 | 57.0 |
| 1/30/19 14:53 | 0 | 6.763 | 9.3 | 56.4 |
| 1/30/19 15:03 | 0 | 6.763 | 8.8 | 55.9 |
| 1/30/19 15:13 | 0 | 6.763 | 8.6 | 55.4 |
| 1/30/19 15:23 | 0 | 6.763 | 8.1 | 54.9 |
| 1/30/19 15:33 | 0 | 6.763 | 7.7 | 54.4 |
| 1/30/19 15:43 | 0 | 6.763 | 7.3 | 54.1 |
| 1/30/19 15:53 | 0 | 6.763 | 7.0 | 53.8 |
| 1/30/19 16:03 | 0 | 6.763 | 6.3 | 53.6 |
| 1/30/19 16:13 | 0 | 6.763 | 5.7 | 53.6 |
| 1/30/19 16:23 | 0 | 6.763 | 5.4 | 53.7 |
| 1/30/19 16:33 | 0 | 6.763 | 5.0 | 53.9 |
| 1/30/19 16:43 | 0 | 6.763 | 4.5 | 54.2 |
| 1/30/19 16:53 | 0 | 6.754 | 4.1 | 54.6 |
| 1/30/19 17:03 | 0 | 6.754 | 3.7 | 55.0 |
| 1/30/19 17:13 | 0 | 6.754 | 3.2 | 55.4 |
| 1/30/19 17:23 | 0 | 6.754 | 2.8 | 55.8 |
| 1/30/19 17:33 | 0 | 6.754 | 2.5 | 56.2 |
| 1/30/19 17:43 | 0 | 6.754 | 2.1 | 56.6 |
| 1/30/19 17:53 | 0 | 6.754 | 1.9 | 57.0 |
| 1/30/19 18:03 | 0 | 6.754 | 1.6 | 57.5 |
| 1/30/19 18:13 | 0 | 6.754 | 1.4 | 58.0 |
| 1/30/19 18:23 | 0 | 6.754 | 1.2 | 58.5 |
| 1/30/19 18:33 | 0 | 6.754 | 1.2 | 59.1 |
| 1/30/19 18:43 | 0 | 6.754 | 1.0 | 59.7 |
| 1/30/19 18:53 | 0 | 6.754 | 1.0 | 60.2 |
| 1/30/19 19:03 | 0 | 6.754 | 0.9 | 60.7 |
| 1/30/19 19:13 | 0 | 6.754 | 0.9 | 61.1 |
| 1/30/19 19:23 | 0 | 6.754 | 0.7 | 61.4 |
| 1/30/19 19:33 | 0 | 6.754 | 0.7 | 61.7 |
| 1/30/19 19:43 | 0 | 6.754 | 0.5 | 62.0 |
| 1/30/19 19:53 | 0 | 6.754 | 0.5 | 62.2 |
| 1/30/19 20:03 | 0 | 6.754 | 0.3 | 62.4 |
| 1/30/19 20:13 | 0 | 6.754 | 0.3 | 62.5 |
| 1/30/19 20:23 | 0 | 6.754 | 0.1 | 62.6 |
| 1/30/19 20:33 | 0 | 6.754 | 0.1 | 62.5 |
| 1/30/19 20:43 | 0 | 6.754 | 0.1 | 62.3 |
| 1/30/19 20:53 | 0 | 6.754 | 0.1 | 62.0 |
| 1/30/19 21:03 | 0 | 6.754 | 0.0 | 61.8 |
| 1/30/19 21:13 | 0 | 6.754 | 0.0 | 61.5 |
| 1/30/19 21:23 | 0 | 6.754 | -0.2 | 61.2 |
| 1/30/19 21:33 | 0 | 6.754 | -0.2 | 60.8 |
| 1/30/19 21:43 | 0 | 6.754 | -0.2 | 60.5 |
| 1/30/19 21:53 | 0 | 6.754 | -0.4 | 60.3 |
| 1/30/19 22:03 | 0 | 6.754 | -0.6 | 60.0 |
| 1/30/19 22:13 | 0 | 6.754 | -0.6 | 59.7 |

## West Monitoring Station

| Time Stamp | $H_2S$ (PPB) | Battery (Volts) | Temperature (°F) | Humidity (%) |
|---|---|---|---|---|
| 1/30/19 22:23 | 0 | 6.754 | -0.6 | 59.5 |
| 1/30/19 22:33 | 0 | 6.754 | -0.8 | 59.3 |
| 1/30/19 22:43 | 0 | 6.754 | -0.8 | 59.1 |
| 1/30/19 22:53 | 0 | 6.754 | -0.8 | 58.9 |
| 1/30/19 23:03 | 0 | 6.754 | -0.8 | 58.7 |
| 1/30/19 23:13 | 0 | 6.754 | -0.6 | 58.5 |
| 1/30/19 23:23 | 0 | 6.754 | -0.8 | 58.2 |
| 1/30/19 23:33 | 0 | 6.754 | -0.8 | 58.0 |
| 1/30/19 23:43 | 0 | 6.754 | -0.8 | 57.9 |
| 1/30/19 23:53 | 0 | 6.754 | -0.8 | 57.7 |
| 1/31/19 0:03 | 0 | 6.754 | -0.9 | 57.7 |
| 1/31/19 0:13 | 0 | 6.754 | -0.9 | 57.7 |
| 1/31/19 0:23 | 0 | 6.754 | -0.9 | 57.8 |
| 1/31/19 0:33 | 0 | 6.754 | -0.9 | 58.0 |
| 1/31/19 0:43 | 0 | 6.754 | -0.9 | 58.2 |
| 1/31/19 0:53 | 0 | 6.754 | -0.9 | 58.4 |
| 1/31/19 1:03 | 0 | 6.754 | -0.9 | 58.8 |
| 1/31/19 1:13 | 0 | 6.754 | -1.1 | 59.2 |
| 1/31/19 1:23 | 0 | 6.754 | -0.9 | 59.6 |
| 1/31/19 1:33 | 0 | 6.754 | -0.9 | 60.0 |
| 1/31/19 1:43 | 0 | 6.754 | -0.9 | 60.4 |
| 1/31/19 1:53 | 0 | 6.754 | -0.8 | 61.0 |
| 1/31/19 2:03 | 0 | 6.754 | -0.8 | 61.5 |
| 1/31/19 2:13 | 0 | 6.754 | -0.9 | 62.0 |
| 1/31/19 2:23 | 0 | 6.754 | -0.9 | 62.6 |
| 1/31/19 2:33 | 0 | 6.754 | -0.9 | 63.1 |
| 1/31/19 2:43 | 0 | 6.754 | -0.9 | 63.5 |
| 1/31/19 2:53 | 0 | 6.754 | -0.9 | 64.0 |
| 1/31/19 3:03 | 0 | 6.754 | -0.9 | 64.4 |
| 1/31/19 3:13 | 0 | 6.754 | -0.9 | 64.7 |
| 1/31/19 3:23 | 0 | 6.754 | -1.1 | 65.0 |
| 1/31/19 3:33 | 0 | 6.754 | -0.9 | 65.2 |
| 1/31/19 3:43 | 0 | 6.754 | -0.9 | 65.5 |
| 1/31/19 3:53 | 0 | 6.754 | -0.9 | 65.6 |
| 1/31/19 4:03 | 0 | 6.754 | -0.9 | 65.7 |
| 1/31/19 4:13 | 0 | 6.754 | -0.8 | 65.8 |
| 1/31/19 4:23 | 0 | 6.754 | -0.8 | 65.9 |
| 1/31/19 4:33 | 0 | 6.754 | -0.8 | 66.0 |
| 1/31/19 4:43 | 0 | 6.754 | -0.8 | 66.0 |
| 1/31/19 4:53 | 0 | 6.754 | -0.6 | 66.0 |
| 1/31/19 5:03 | 0 | 6.754 | -0.6 | 65.9 |
| 1/31/19 5:13 | 0 | 6.754 | -0.6 | 65.9 |
| 1/31/19 5:23 | 0 | 6.754 | -0.6 | 65.9 |
| 1/31/19 5:33 | 0 | 6.754 | -0.6 | 65.9 |
| 1/31/19 5:43 | 0 | 6.754 | -0.6 | 66.0 |
| 1/31/19 5:53 | 0 | 6.754 | -0.4 | 66.1 |
| 1/31/19 6:03 | 0 | 6.754 | -0.2 | 66.3 |
| 1/31/19 6:13 | 0 | 6.754 | -0.2 | 66.4 |
| 1/31/19 6:23 | 0 | 6.763 | 0.1 | 66.6 |
| 1/31/19 6:33 | 0 | 6.763 | 0.3 | 66.7 |
| 1/31/19 6:43 | 0 | 6.763 | 0.3 | 66.8 |
| 1/31/19 6:53 | 0 | 6.763 | 0.5 | 66.9 |
| 1/31/19 7:03 | 0 | 6.763 | 0.5 | 66.9 |
| 1/31/19 7:13 | 0 | 6.763 | 0.5 | 66.9 |
| 1/31/19 7:23 | 0 | 6.763 | 0.5 | 66.9 |
| 1/31/19 7:33 | 0 | 6.763 | 0.7 | 67.0 |
| 1/31/19 7:43 | 0 | 6.763 | 0.9 | 67.1 |
| 1/31/19 7:53 | 0 | 6.763 | 1.0 | 67.2 |
| 1/31/19 8:03 | 0 | 6.763 | 1.2 | 67.3 |
| 1/31/19 8:13 | 0 | 6.763 | 1.4 | 67.4 |

## West Monitoring Station

| Time Stamp | $H_2S$ (PPB) | Battery (Volts) | Temperature (°F) | Humidity (%) |
|---|---|---|---|---|
| 1/31/19 8:23 | 0 | 6.763 | 1.8 | 67.4 |
| 1/31/19 8:33 | 0 | 6.763 | 1.9 | 67.3 |
| 1/31/19 8:43 | 0 | 6.763 | 2.3 | 67.2 |
| 1/31/19 8:53 | 0 | 6.763 | 2.8 | 67.1 |
| 1/31/19 9:03 | 0 | 6.763 | 3.2 | 67.0 |
| 1/31/19 9:13 | 0 | 6.772 | 3.9 | 66.7 |
| 1/31/19 9:23 | 0 | 6.772 | 4.6 | 66.5 |
| 1/31/19 9:33 | 0 | 6.772 | 5.5 | 66.1 |
| 1/31/19 9:43 | 0 | 6.772 | 6.4 | 65.8 |
| 1/31/19 9:53 | 0 | 6.772 | 7.3 | 65.2 |
| 1/31/19 10:03 | 0 | 6.772 | 7.9 | 64.4 |
| 1/31/19 10:13 | 0 | 6.781 | 8.8 | 63.8 |
| 1/31/19 10:23 | 0 | 6.781 | 9.5 | 63.0 |
| 1/31/19 10:33 | 0 | 6.781 | 10.2 | 62.3 |
| 1/31/19 10:43 | 0 | 6.781 | 11.3 | 61.6 |
| 1/31/19 10:53 | 0 | 6.781 | 12.0 | 60.8 |
| 1/31/19 11:03 | 0 | 6.790 | 12.6 | 60.0 |
| 1/31/19 11:13 | 0 | 6.790 | 13.8 | 59.2 |
| 1/31/19 11:23 | 0 | 6.790 | 15.1 | 58.4 |
| 1/31/19 11:33 | 0 | 6.790 | 15.6 | 57.4 |
| 1/31/19 11:43 | 0 | 6.790 | 15.8 | 56.4 |
| 1/31/19 11:53 | 0 | 6.790 | 15.6 | 55.5 |
| 1/31/19 12:03 | 0 | 6.790 | 15.6 | 54.8 |
| 1/31/19 12:13 | 0 | 6.790 | 16.3 | 54.2 |
| 1/31/19 12:23 | 0 | 6.790 | 16.5 | 53.6 |
| 1/31/19 12:33 | 0 | 6.790 | 16.3 | 53.0 |
| 1/31/19 12:43 | 0 | 6.790 | 17.1 | 52.6 |
| 1/31/19 12:53 | 0 | 6.798 | 17.2 | 52.2 |
| 1/31/19 13:03 | 0 | 6.798 | 17.2 | 51.7 |
| 1/31/19 13:13 | 0 | 6.798 | 17.6 | 51.2 |
| 1/31/19 13:23 | 0 | 6.798 | 17.8 | 50.9 |
| 1/31/19 13:33 | 0 | 6.798 | 17.8 | 50.2 |
| 1/31/19 13:43 | 0 | 6.798 | 18.3 | 49.8 |
| 1/31/19 13:53 | 0 | 6.798 | 18.3 | 49.3 |
| 1/31/19 14:03 | 0 | 6.798 | 18.0 | 48.9 |
| 1/31/19 14:13 | 0 | 6.798 | 17.6 | 48.3 |
| 1/31/19 14:23 | 0 | 6.798 | 17.1 | 48.0 |
| 1/31/19 14:33 | 0 | 6.798 | 16.5 | 47.8 |
| 1/31/19 14:43 | 0 | 6.790 | 16.0 | 47.7 |
| 1/31/19 14:53 | 0 | 6.790 | 15.4 | 47.8 |
| 1/31/19 15:03 | 0 | 6.790 | 14.7 | 47.7 |
| 1/31/19 15:13 | 0 | 6.790 | 13.8 | 47.9 |
| 1/31/19 15:23 | 0 | 6.790 | 13.3 | 48.1 |
| 1/31/19 15:33 | 0 | 6.790 | 13.1 | 48.4 |
| 1/31/19 15:43 | 0 | 6.790 | 12.7 | 48.9 |
| 1/31/19 15:53 | 0 | 6.790 | 12.4 | 49.3 |
| 1/31/19 16:03 | 0 | 6.790 | 11.8 | 49.6 |
| 1/31/19 16:13 | 0 | 6.790 | 11.5 | 50.0 |
| 1/31/19 16:23 | 0 | 6.781 | 11.1 | 50.6 |
| 1/31/19 16:33 | 0 | 6.781 | 10.8 | 51.0 |
| 1/31/19 16:43 | 0 | 6.781 | 10.4 | 51.3 |
| 1/31/19 16:53 | 0 | 6.781 | 10.0 | 51.6 |
| 1/31/19 17:03 | 0 | 6.781 | 9.7 | 51.9 |
| 1/31/19 17:13 | 0 | 6.781 | 9.1 | 52.1 |
| 1/31/19 17:23 | 0 | 6.781 | 8.6 | 52.7 |
| 1/31/19 17:33 | 0 | 6.781 | 8.2 | 53.4 |
| 1/31/19 17:43 | 0 | 6.781 | 7.7 | 54.0 |
| 1/31/19 17:53 | 0 | 6.772 | 7.3 | 54.7 |
| 1/31/19 18:03 | 0 | 6.772 | 7.0 | 55.5 |
| 1/31/19 18:13 | 0 | 6.772 | 6.6 | 56.1 |

## West Monitoring Station

| Time Stamp | $H_2S$ (PPB) | Battery (Volts) | Temperature (°F) | Humidity (%) |
|---|---|---|---|---|
| 1/31/19 18:23 | 0 | 6.772 | 6.3 | 56.9 |
| 1/31/19 18:33 | 0 | 6.772 | 6.1 | 57.6 |
| 1/31/19 18:43 | 0 | 6.772 | 5.7 | 58.3 |
| 1/31/19 18:53 | 0 | 6.772 | 5.5 | 59.1 |
| 1/31/19 19:03 | 0 | 6.772 | 5.4 | 59.8 |
| 1/31/19 19:13 | 0 | 6.772 | 5.4 | 60.4 |
| 1/31/19 19:23 | 0 | 6.772 | 5.2 | 60.9 |
| 1/31/19 19:33 | 0 | 6.763 | 5.2 | 61.4 |
| 1/31/19 19:43 | 0 | 6.772 | 5.2 | 61.8 |
| 1/31/19 19:53 | 0 | 6.772 | 5.0 | 62.2 |
| 1/31/19 20:03 | 0 | 6.772 | 5.0 | 62.7 |
| 1/31/19 20:13 | 0 | 6.772 | 5.0 | 63.1 |
| 1/31/19 20:23 | 0 | 6.772 | 4.8 | 63.5 |
| 1/31/19 20:33 | 0 | 6.772 | 4.8 | 63.9 |
| 1/31/19 20:43 | 0 | 6.763 | 4.8 | 64.2 |
| 1/31/19 20:53 | 0 | 6.763 | 4.8 | 64.5 |
| 1/31/19 21:03 | 0 | 6.763 | 4.8 | 64.8 |
| 1/31/19 21:13 | 0 | 6.772 | 4.8 | 65.1 |
| 1/31/19 21:23 | 0 | 6.763 | 4.6 | 65.4 |
| 1/31/19 21:33 | 0 | 6.763 | 4.6 | 65.6 |
| 1/31/19 21:43 | 0 | 6.763 | 4.5 | 65.8 |
| 1/31/19 21:53 | 0 | 6.763 | 4.3 | 66.1 |
| 1/31/19 22:03 | 0 | 6.763 | 4.1 | 66.3 |
| 1/31/19 22:13 | 0 | 6.763 | 3.9 | 66.5 |
| 1/31/19 22:23 | 0 | 6.763 | 3.7 | 66.8 |
| 1/31/19 22:33 | 0 | 6.763 | 3.2 | 67.0 |
| 1/31/19 22:43 | 0 | 6.763 | 2.8 | 67.2 |
| 1/31/19 22:53 | 0 | 6.763 | 2.5 | 67.5 |
| 1/31/19 23:03 | 0 | 6.763 | 2.3 | 67.9 |
| 1/31/19 23:13 | 0 | 6.763 | 1.9 | 68.2 |
| 1/31/19 23:23 | 0 | 6.754 | 1.6 | 68.5 |
| 1/31/19 23:33 | 0 | 6.754 | 1.4 | 68.9 |
| 1/31/19 23:43 | 0 | 6.754 | 1.6 | 69.4 |
| 1/31/19 23:53 | 0 | 6.763 | 1.9 | 70.0 |
| 2/1/19 0:03 | 0 | 6.763 | 2.1 | 70.5 |
| 2/1/19 0:13 | 0 | 6.763 | 2.3 | 70.9 |
| 2/1/19 0:23 | 0 | 6.763 | 2.5 | 71.2 |
| 2/1/19 0:33 | 0 | 6.763 | 2.7 | 71.4 |
| 2/1/19 0:43 | 0 | 6.763 | 2.8 | 71.6 |
| 2/1/19 0:53 | 0 | 6.763 | 2.8 | 71.7 |
| 2/1/19 1:03 | 0 | 6.763 | 3.0 | 71.7 |
| 2/1/19 1:13 | 0 | 6.763 | 2.8 | 71.8 |
| 2/1/19 1:23 | 0 | 6.763 | 2.8 | 71.7 |
| 2/1/19 1:33 | 0 | 6.763 | 2.8 | 71.7 |
| 2/1/19 1:43 | 0 | 6.763 | 2.8 | 71.7 |
| 2/1/19 1:53 | 0 | 6.763 | 2.8 | 71.7 |
| 2/1/19 2:03 | 0 | 6.763 | 2.8 | 71.7 |
| 2/1/19 2:13 | 0 | 6.763 | 2.8 | 71.8 |
| 2/1/19 2:23 | 0 | 6.763 | 2.8 | 71.8 |
| 2/1/19 2:33 | 0 | 6.763 | 2.8 | 71.8 |
| 2/1/19 2:43 | 0 | 6.763 | 3.0 | 71.8 |
| 2/1/19 2:53 | 0 | 6.763 | 3.0 | 71.8 |
| 2/1/19 3:03 | 0 | 6.763 | 3.0 | 71.6 |
| 2/1/19 3:13 | 0 | 6.763 | 3.0 | 71.5 |
| 2/1/19 3:23 | 0 | 6.763 | 2.8 | 71.4 |
| 2/1/19 3:33 | 0 | 6.763 | 2.8 | 71.3 |
| 2/1/19 3:43 | 0 | 6.763 | 2.8 | 71.3 |
| 2/1/19 3:53 | 0 | 6.763 | 2.8 | 71.2 |
| 2/1/19 4:03 | 0 | 6.763 | 2.8 | 71.2 |
| 2/1/19 4:13 | 0 | 6.763 | 2.8 | 71.1 |

## West Monitoring Station

| Time Stamp | $H_2S$ (PPB) | Battery (Volts) | Temperature (°F) | Humidity (%) |
|---|---|---|---|---|
| 2/1/19 4:23 | 0 | 6.763 | 2.8 | 71.0 |
| 2/1/19 4:33 | 0 | 6.763 | 3.0 | 71.0 |
| 2/1/19 4:43 | 0 | 6.763 | 3.0 | 70.9 |
| 2/1/19 4:53 | 0 | 6.763 | 3.2 | 70.9 |
| 2/1/19 5:03 | 0 | 6.763 | 3.2 | 70.8 |
| 2/1/19 5:13 | 0 | 6.763 | 3.2 | 70.7 |
| 2/1/19 5:23 | 0 | 6.763 | 3.2 | 70.7 |
| 2/1/19 5:33 | 0 | 6.763 | 3.2 | 70.6 |
| 2/1/19 5:43 | 0 | 6.763 | 3.2 | 70.5 |
| 2/1/19 5:53 | 0 | 6.763 | 3.2 | 70.5 |
| 2/1/19 6:03 | 0 | 6.763 | 3.2 | 70.5 |
| 2/1/19 6:13 | 0 | 6.763 | 3.2 | 70.5 |
| 2/1/19 6:23 | 0 | 6.763 | 3.2 | 70.5 |
| 2/1/19 6:33 | 0 | 6.763 | 3.2 | 70.5 |
| 2/1/19 6:43 | 0 | 6.763 | 3.4 | 70.6 |
| 2/1/19 6:53 | 0 | 6.763 | 3.4 | 70.6 |
| 2/1/19 7:03 | 0 | 6.763 | 3.4 | 70.6 |
| 2/1/19 7:13 | 0 | 6.763 | 3.4 | 70.6 |
| 2/1/19 7:23 | 0 | 6.763 | 3.4 | 70.6 |
| 2/1/19 7:33 | 0 | 6.763 | 3.4 | 70.6 |
| 2/1/19 7:43 | 0 | 6.763 | 3.6 | 70.5 |
| 2/1/19 7:53 | 0 | 6.763 | 3.6 | 70.5 |
| 2/1/19 8:03 | 0 | 6.763 | 3.7 | 70.4 |
| 2/1/19 8:13 | 0 | 6.763 | 4.1 | 70.4 |
| 2/1/19 8:23 | 0 | 6.763 | 4.3 | 70.4 |
| 2/1/19 8:33 | 0 | 6.763 | 4.8 | 70.3 |
| 2/1/19 8:43 | 0 | 6.763 | 5.4 | 70.3 |
| 2/1/19 8:53 | 0 | 6.763 | 5.9 | 70.1 |
| 2/1/19 9:03 | 0 | 6.772 | 6.4 | 69.8 |
| 2/1/19 9:13 | 0 | 6.772 | 7.0 | 69.4 |
| 2/1/19 9:23 | 0 | 6.772 | 7.9 | 69.1 |
| 2/1/19 9:33 | 0 | 6.772 | 8.6 | 68.6 |
| 2/1/19 9:43 | 0 | 6.772 | 9.5 | 68.1 |
| 2/1/19 9:53 | 0 | 6.772 | 10.2 | 67.6 |
| 2/1/19 10:03 | 0 | 6.781 | 11.5 | 67.0 |
| 2/1/19 10:13 | 0 | 6.781 | 12.7 | 66.3 |
| 2/1/19 10:23 | 0 | 6.781 | 13.8 | 65.4 |
| 2/1/19 10:33 | 0 | 6.781 | 14.4 | 64.4 |
| 2/1/19 10:43 | 0 | 6.790 | 15.3 | 63.4 |
| 2/1/19 10:53 | 0 | 6.790 | 16.0 | 62.5 |
| 2/1/19 11:03 | 0 | 6.790 | 16.5 | 61.4 |
| 2/1/19 11:13 | 0 | 6.790 | 17.6 | 60.3 |
| 2/1/19 11:23 | 0 | 6.790 | 19.2 | 59.1 |
| 2/1/19 11:33 | 0 | 6.790 | 20.3 | 57.8 |
| 2/1/19 11:43 | 0 | 6.798 | 20.8 | 56.4 |
| 2/1/19 11:53 | 0 | 6.798 | 20.8 | 55.2 |
| 2/1/19 12:03 | 0 | 6.798 | 20.3 | 54.2 |
| 2/1/19 12:13 | 0 | 6.798 | 21.0 | 53.4 |
| 2/1/19 12:23 | 0 | 6.798 | 21.9 | 52.5 |
| 2/1/19 12:33 | 0 | 6.798 | 22.3 | 51.9 |
| 2/1/19 12:43 | 0 | 6.798 | 22.6 | 51.1 |
| 2/1/19 12:53 | 0 | 6.798 | 23.2 | 50.2 |
| 2/1/19 13:03 | 0 | 6.807 | 23.2 | 49.6 |
| 2/1/19 13:13 | 0 | 6.798 | 23.4 | 49.0 |
| 2/1/19 13:23 | 0 | 6.807 | 24.3 | 48.6 |
| 2/1/19 13:33 | 0 | 6.807 | 25.3 | 48.0 |
| 2/1/19 13:43 | 0 | 6.807 | 26.2 | 47.4 |
| 2/1/19 13:53 | 0 | 6.807 | 26.8 | 46.4 |
| 2/1/19 14:03 | 0 | 6.807 | 27.5 | 45.6 |
| 2/1/19 14:13 | 0 | 6.807 | 27.5 | 44.5 |

## West Monitoring Station

| Time Stamp | $H_2S$ (PPB) | Battery (Volts) | Temperature (°F) | Humidity (%) |
|---|---|---|---|---|
| 2/1/19 14:23 | 0 | 6.807 | 27.1 | 43.6 |
| 2/1/19 14:33 | 0 | 6.807 | 26.4 | 42.9 |
| 2/1/19 14:43 | 0 | 6.807 | 26.1 | 42.5 |
| 2/1/19 14:53 | 0 | 6.807 | 25.5 | 42.3 |
| 2/1/19 15:03 | 0 | 6.807 | 24.6 | 42.0 |
| 2/1/19 15:13 | 0 | 6.807 | 23.5 | 41.5 |
| 2/1/19 15:23 | 0 | 6.807 | 22.6 | 41.3 |
| 2/1/19 15:33 | 0 | 6.807 | 22.3 | 41.4 |
| 2/1/19 15:43 | 0 | 6.807 | 21.9 | 41.4 |
| 2/1/19 15:53 | 0 | 6.807 | 21.6 | 41.3 |
| 2/1/19 16:03 | 0 | 6.807 | 21.0 | 41.2 |
| 2/1/19 16:13 | 0 | 6.807 | 20.5 | 41.1 |
| 2/1/19 16:23 | 0 | 6.798 | 19.9 | 41.1 |
| 2/1/19 16:33 | 0 | 6.798 | 19.2 | 41.0 |
| 2/1/19 16:43 | 0 | 6.798 | 18.7 | 40.8 |
| 2/1/19 16:53 | 0 | 6.798 | 18.1 | 40.6 |
| 2/1/19 17:03 | 0 | 6.798 | 17.4 | 40.7 |
| 2/1/19 17:13 | 0 | 6.798 | 16.5 | 41.2 |
| 2/1/19 17:23 | 0 | 6.798 | 15.6 | 42.4 |
| 2/1/19 17:33 | 0 | 6.790 | 14.5 | 43.8 |
| 2/1/19 17:43 | 0 | 6.790 | 13.5 | 45.3 |
| 2/1/19 17:53 | 0 | 6.790 | 12.6 | 45.7 |
| 2/1/19 18:03 | 0 | 6.790 | 11.7 | 45.9 |
| 2/1/19 18:13 | 0 | 6.781 | 10.8 | 46.6 |
| 2/1/19 18:23 | 0 | 6.781 | 10.0 | 47.3 |
| 2/1/19 18:33 | 0 | 6.781 | 9.1 | 48.0 |
| 2/1/19 18:43 | 0 | 6.781 | 8.4 | 48.5 |
| 2/1/19 18:53 | 0 | 6.772 | 7.7 | 49.0 |
| 2/1/19 19:03 | 0 | 6.772 | 7.0 | 49.7 |
| 2/1/19 19:13 | 0 | 6.772 | 6.4 | 50.5 |
| 2/1/19 19:23 | 0 | 6.763 | 5.9 | 51.7 |
| 2/1/19 19:33 | 0 | 6.763 | 5.2 | 52.8 |
| 2/1/19 19:43 | 0 | 6.763 | 4.6 | 53.5 |
| 2/1/19 19:53 | 0 | 6.763 | 4.1 | 54.4 |
| 2/1/19 20:03 | 0 | 6.763 | 3.6 | 55.4 |
| 2/1/19 20:13 | 0 | 6.754 | 3.0 | 56.1 |
| 2/1/19 20:23 | 0 | 6.754 | 2.5 | 56.7 |
| 2/1/19 20:33 | 0 | 6.754 | 2.1 | 57.1 |
| 2/1/19 20:43 | 0 | 6.754 | 1.8 | 57.6 |
| 2/1/19 20:53 | 0 | 6.754 | 1.2 | 58.1 |
| 2/1/19 21:03 | 0 | 6.746 | 0.9 | 58.5 |
| 2/1/19 21:13 | 0 | 6.746 | 0.5 | 59.0 |
| 2/1/19 21:23 | 0 | 6.746 | 0.1 | 59.4 |
| 2/1/19 21:33 | 0 | 6.746 | -0.2 | 59.9 |
| 2/1/19 21:43 | 0 | 6.746 | -0.4 | 60.2 |
| 2/1/19 21:53 | 0 | 6.746 | -0.8 | 60.6 |
| 2/1/19 22:03 | 0 | 6.746 | -1.1 | 61.0 |
| 2/1/19 22:13 | 0 | 6.746 | -1.3 | 61.5 |
| 2/1/19 22:23 | 0 | 6.746 | -1.7 | 61.9 |
| 2/1/19 22:33 | 0 | 6.737 | -1.7 | 62.3 |
| 2/1/19 22:43 | 0 | 6.737 | -2.0 | 62.7 |
| 2/1/19 22:53 | 0 | 6.737 | -2.2 | 63.1 |
| 2/1/19 23:03 | 0 | 6.737 | -2.4 | 63.5 |
| 2/1/19 23:13 | 0 | 6.737 | -2.4 | 63.9 |
| 2/1/19 23:23 | 0 | 6.737 | -2.6 | 64.3 |
| 2/1/19 23:33 | 0 | 6.737 | -2.6 | 64.8 |
| 2/1/19 23:43 | 0 | 6.737 | -2.6 | 65.3 |
| 2/1/19 23:53 | 0 | 6.737 | -2.6 | 65.7 |
| 2/2/19 0:03 | 0 | 6.737 | -2.6 | 66.1 |
| 2/2/19 0:13 | 0 | 6.737 | -2.4 | 66.6 |

## West Monitoring Station

| Time Stamp | $H_2S$ (PPB) | Battery (Volts) | Temperature (°F) | Humidity (%) |
|---|---|---|---|---|
| 2/2/19 0:23 | 0 | 6.737 | -2.4 | 67.1 |
| 2/2/19 0:33 | 0 | 6.737 | -2.2 | 67.7 |
| 2/2/19 0:43 | 0 | 6.737 | -2.2 | 68.1 |
| 2/2/19 0:53 | 0 | 6.737 | -2.0 | 68.6 |
| 2/2/19 1:03 | 0 | 6.737 | -1.8 | 69.0 |
| 2/2/19 1:13 | 0 | 6.746 | -1.7 | 69.5 |
| 2/2/19 1:23 | 0 | 6.746 | -1.7 | 70 |
| 2/2/19 1:33 | 0 | 6.746 | -1.5 | 70.4 |
| 2/2/19 1:43 | 0 | 6.746 | -1.3 | 70.8 |
| 2/2/19 1:53 | 0 | 6.746 | -0.9 | 71.1 |
| 2/2/19 2:03 | 0 | 6.746 | -0.8 | 71.5 |
| 2/2/19 2:13 | 0 | 6.746 | -0.4 | 71.9 |
| 2/2/19 2:23 | 0 | 6.746 | -0.2 | 72.2 |
| 2/2/19 2:33 | 0 | 6.746 | 0 | 72.5 |
| 2/2/19 2:43 | 0 | 6.746 | 0.1 | 72.8 |
| 2/2/19 2:53 | 0 | 6.754 | 0.1 | 73 |
| 2/2/19 3:03 | 0 | 6.754 | 0.1 | 73.1 |
| 2/2/19 3:13 | 0 | 6.754 | 0.1 | 73.3 |
| 2/2/19 3:23 | 0 | 6.754 | 0.3 | 73.5 |
| 2/2/19 3:33 | 0 | 6.754 | 0.5 | 73.9 |
| 2/2/19 3:43 | 0 | 6.754 | 0.7 | 74.1 |
| 2/2/19 3:53 | 0 | 6.754 | 0.7 | 74.4 |
| 2/2/19 4:03 | 0 | 6.754 | 0.9 | 74.6 |
| 2/2/19 4:13 | 0 | 6.754 | 0.9 | 74.8 |
| 2/2/19 4:23 | 0 | 6.754 | 1 | 75.1 |
| 2/2/19 4:33 | 0 | 6.754 | 1 | 75.3 |
| 2/2/19 4:43 | 0 | 6.754 | 0.9 | 75.4 |
| 2/2/19 4:53 | 0 | 6.754 | 0.9 | 75.4 |
| 2/2/19 5:03 | 0 | 6.754 | 0.9 | 75.5 |
| 2/2/19 5:13 | 0 | 6.754 | 1 | 75.7 |
| 2/2/19 5:23 | 0 | 6.754 | 1.4 | 75.8 |
| 2/2/19 5:33 | 0 | 6.754 | 1.8 | 76 |
| 2/2/19 5:43 | 0 | 6.754 | 2.1 | 76.3 |
| 2/2/19 5:53 | 0 | 6.754 | 2.5 | 76.6 |
| 2/2/19 6:03 | 0 | 6.754 | 2.8 | 76.9 |
| 2/2/19 6:13 | 0 | 6.763 | 3.2 | 77.1 |
| 2/2/19 6:23 | 0 | 6.763 | 3.4 | 77.3 |
| 2/2/19 6:33 | 0 | 6.763 | 3.7 | 77.4 |
| 2/2/19 6:43 | 0 | 6.763 | 4.1 | 77.6 |
| 2/2/19 6:53 | 0 | 6.763 | 4.6 | 77.9 |
| 2/2/19 7:03 | 0 | 6.763 | 5 | 78 |
| 2/2/19 7:13 | 0 | 6.763 | 5.4 | 78.1 |
| 2/2/19 7:23 | 0 | 6.763 | 5.7 | 78.3 |
| 2/2/19 7:33 | 0 | 6.772 | 6.1 | 78.5 |
| 2/2/19 7:43 | 0 | 6.772 | 6.6 | 78.6 |
| 2/2/19 7:53 | 0 | 6.772 | 7.2 | 78.8 |
| 2/2/19 8:03 | 0 | 6.772 | 7.9 | 79 |
| 2/2/19 8:13 | 0 | 6.772 | 8.6 | 79.2 |
| 2/2/19 8:23 | 0 | 6.772 | 9.3 | 79.5 |
| 2/2/19 8:33 | 0 | 6.781 | 10.2 | 79.8 |
| 2/2/19 8:43 | 0 | 6.781 | 11.1 | 80 |
| 2/2/19 8:53 | 0 | 6.781 | 12.2 | 80.1 |
| 2/2/19 9:03 | 0 | 6.781 | 13.3 | 80.2 |
| 2/2/19 9:13 | 0 | 6.79 | 14.4 | 80.1 |
| 2/2/19 9:23 | 0 | 6.79 | 15.6 | 79.7 |
| 2/2/19 9:33 | 0 | 6.79 | 17.1 | 79.3 |
| 2/2/19 9:43 | 0 | 6.798 | 18.9 | 78.7 |
| 2/2/19 9:53 | 0 | 6.798 | 20.3 | 78 |
| 2/2/19 10:03 | 0 | 6.798 | 21.7 | 77 |
| 2/2/19 10:13 | 0 | 6.807 | 23 | 75.9 |

## West Monitoring Station

| Time Stamp | $H_2S$ (PPB) | Battery (Volts) | Temperature (°F) | Humidity (%) |
|---|---|---|---|---|
| 2/2/19 10:23 | 0 | 6.807 | 24.1 | 74.6 |
| 2/2/19 10:33 | 0 | 6.807 | 25.2 | 73.4 |
| 2/2/19 10:43 | 0 | 6.807 | 26.2 | 72.3 |
| 2/2/19 10:53 | 0 | 6.807 | 27.3 | 71.3 |
| 2/2/19 11:03 | 0 | 6.816 | 28.6 | 70.2 |
| 2/2/19 11:13 | 0 | 6.816 | 29.7 | 69.2 |
| 2/2/19 11:23 | 0 | 6.816 | 30.9 | 68.1 |
| 2/2/19 11:33 | 0 | 6.816 | 32.2 | 67.2 |
| 2/2/19 11:43 | 0 | 6.816 | 33.4 | 66 |
| 2/2/19 11:53 | 0 | 6.825 | 34.5 | 64.9 |
| 2/2/19 12:03 | 0 | 6.825 | 35.2 | 63.9 |
| 2/2/19 12:13 | 0 | 6.825 | 36.3 | 63.1 |
| 2/2/19 12:23 | 0 | 6.825 | 37.4 | 62.2 |
| 2/2/19 12:33 | 0 | 6.825 | 37.9 | 61.4 |
| 2/2/19 12:43 | 0 | 6.825 | 37.9 | 60.6 |
| 2/2/19 12:53 | 0 | 6.825 | 37.2 | 60 |
| 2/2/19 13:03 | 0 | 6.825 | 36.7 | 59.9 |
| 2/2/19 13:13 | 0 | 6.825 | 36.3 | 60.2 |
| 2/2/19 13:23 | 0 | 6.825 | 36.1 | 60.5 |
| 2/2/19 13:33 | 0 | 6.825 | 36.1 | 60.8 |
| 2/2/19 13:43 | 0 | 6.825 | 36.1 | 61 |
| 2/2/19 13:53 | 0 | 6.825 | 36.3 | 61.2 |
| 2/2/19 14:03 | 0 | 6.825 | 36.5 | 61.3 |
| 2/2/19 14:13 | 0 | 6.825 | 36.9 | 61.5 |
| 2/2/19 14:23 | 0 | 6.825 | 37.2 | 61.7 |
| 2/2/19 14:33 | 0 | 6.825 | 37.6 | 61.9 |
| 2/2/19 14:43 | 0 | 6.825 | 37.8 | 62.1 |
| 2/2/19 14:53 | 0 | 6.825 | 37.9 | 62.3 |
| 2/2/19 15:03 | 0 | 6.833 | 38.1 | 62.3 |
| 2/2/19 15:13 | 0 | 6.825 | 38.3 | 62.5 |
| 2/2/19 15:23 | 0 | 6.833 | 38.5 | 62.6 |
| 2/2/19 15:33 | 0 | 6.825 | 38.5 | 62.8 |
| 2/2/19 15:43 | 0 | 6.833 | 38.7 | 62.7 |
| 2/2/19 15:53 | 0 | 6.833 | 38.8 | 62.5 |
| 2/2/19 16:03 | 0 | 6.833 | 39 | 62.4 |
| 2/2/19 16:13 | 0 | 6.833 | 39 | 62.2 |
| 2/2/19 16:23 | 0 | 6.833 | 39 | 62 |
| 2/2/19 16:33 | 0 | 6.833 | 39 | 61.9 |
| 2/2/19 16:43 | 0 | 6.833 | 39 | 61.9 |
| 2/2/19 16:53 | 0 | 6.833 | 38.8 | 62.1 |
| 2/2/19 17:03 | 0 | 6.833 | 38.8 | 62.3 |
| 2/2/19 17:13 | 0 | 6.833 | 38.7 | 62.7 |
| 2/2/19 17:23 | 0 | 6.833 | 38.7 | 63.1 |
| 2/2/19 17:33 | 0 | 6.833 | 38.5 | 63.7 |
| 2/2/19 17:43 | 0 | 6.833 | 38.5 | 64.4 |
| 2/2/19 17:53 | 0 | 6.825 | 38.7 | 65 |
| 2/2/19 18:03 | 0 | 6.825 | 38.7 | 65.6 |
| 2/2/19 18:13 | 0 | 6.825 | 38.7 | 66 |
| 2/2/19 18:23 | 0 | 6.833 | 38.7 | 66.4 |
| 2/2/19 18:33 | 0 | 6.833 | 38.7 | 66.8 |
| 2/2/19 18:43 | 0 | 6.833 | 38.7 | 67.2 |
| 2/2/19 18:53 | 0 | 6.833 | 38.5 | 67.6 |
| 2/2/19 19:03 | 0 | 6.825 | 38.5 | 68.2 |
| 2/2/19 19:13 | 0 | 6.825 | 38.3 | 68.8 |
| 2/2/19 19:23 | 0 | 6.825 | 38.1 | 69.4 |
| 2/2/19 19:33 | 0 | 6.825 | 38.1 | 70 |
| 2/2/19 19:43 | 0 | 6.825 | 37.9 | 70.6 |
| 2/2/19 19:53 | 0 | 6.825 | 37.9 | 71.1 |
| 2/2/19 20:03 | 0 | 6.825 | 37.8 | 71.7 |
| 2/2/19 20:13 | 0 | 6.825 | 37.8 | 72.3 |

## West Monitoring Station

| Time Stamp | $H_2S$ (PPB) | Battery (Volts) | Temperature (°F) | Humidity (%) |
|---|---|---|---|---|
| 2/2/19 20:23 | 0 | 6.825 | 37.4 | 73 |
| 2/2/19 20:33 | 0 | 6.825 | 37.2 | 73.9 |
| 2/2/19 20:43 | 0 | 6.825 | 37 | 75 |
| 2/2/19 20:53 | 0 | 6.825 | 36.7 | 76.1 |
| 2/2/19 21:03 | 0 | 6.825 | 36.5 | 77.1 |
| 2/2/19 21:13 | 0 | 6.825 | 36.3 | 78.1 |
| 2/2/19 21:23 | 0 | 6.825 | 36.1 | 79 |
| 2/2/19 21:33 | 0 | 6.825 | 36 | 79.7 |
| 2/2/19 21:43 | 0 | 6.825 | 35.8 | 80.5 |
| 2/2/19 21:53 | 0 | 6.825 | 35.6 | 81.1 |
| 2/2/19 22:03 | 0 | 6.825 | 35.6 | 81.7 |
| 2/2/19 22:13 | 0 | 6.825 | 35.4 | 82.3 |
| 2/2/19 22:23 | 0 | 6.825 | 35.4 | 82.9 |
| 2/2/19 22:33 | 0 | 6.825 | 35.2 | 83.4 |
| 2/2/19 22:43 | 0 | 6.825 | 35.2 | 83.8 |
| 2/2/19 22:53 | 0 | 6.825 | 35.1 | 84.3 |
| 2/2/19 23:03 | 0 | 6.825 | 35.1 | 84.6 |
| 2/2/19 23:13 | 0 | 6.825 | 34.9 | 84.9 |
| 2/2/19 23:23 | 0 | 6.825 | 34.7 | 85.2 |
| 2/2/19 23:33 | 0 | 6.825 | 34.5 | 85.5 |
| 2/2/19 23:43 | 0 | 6.816 | 34.5 | 85.7 |
| 2/2/19 23:53 | 0 | 6.816 | 34.3 | 86 |
| 2/3/19 0:03 | 0 | 6.816 | 34.3 | 86.2 |
| 2/3/19 0:13 | 0 | 6.816 | 34.2 | 86.5 |
| 2/3/19 0:23 | 0 | 6.816 | 34.2 | 86.6 |
| 2/3/19 0:33 | 0 | 6.816 | 34 | 86.8 |
| 2/3/19 0:43 | 0 | 6.816 | 34 | 87 |
| 2/3/19 0:53 | 0 | 6.816 | 34 | 87.2 |
| 2/3/19 1:03 | 0 | 6.816 | 33.8 | 87.4 |
| 2/3/19 1:13 | 0 | 6.816 | 33.8 | 87.6 |
| 2/3/19 1:23 | 0 | 6.816 | 33.8 | 87.8 |
| 2/3/19 1:33 | 0 | 6.816 | 33.6 | 87.9 |
| 2/3/19 1:43 | 0 | 6.816 | 33.6 | 88.1 |
| 2/3/19 1:53 | 0 | 6.816 | 33.6 | 88.3 |
| 2/3/19 2:03 | 0 | 6.816 | 33.6 | 88.5 |
| 2/3/19 2:13 | 0 | 6.816 | 33.4 | 88.6 |
| 2/3/19 2:23 | 0 | 6.816 | 33.4 | 88.8 |
| 2/3/19 2:33 | 0 | 6.816 | 33.4 | 88.9 |
| 2/3/19 2:43 | 0 | 6.816 | 33.4 | 89.1 |
| 2/3/19 2:53 | 0 | 6.816 | 33.4 | 89.2 |
| 2/3/19 3:03 | 0 | 6.816 | 33.3 | 89.4 |
| 2/3/19 3:13 | 0 | 6.816 | 33.3 | 89.5 |
| 2/3/19 3:23 | 0 | 6.816 | 33.3 | 89.6 |
| 2/3/19 3:33 | 0 | 6.816 | 33.3 | 89.8 |
| 2/3/19 3:43 | 0 | 6.816 | 33.3 | 89.9 |
| 2/3/19 3:53 | 0 | 6.816 | 33.3 | 90 |
| 2/3/19 4:03 | 0 | 6.816 | 33.3 | 90.1 |
| 2/3/19 4:13 | 0 | 6.816 | 33.3 | 90.3 |
| 2/3/19 4:23 | 0 | 6.816 | 33.3 | 90.4 |
| 2/3/19 4:33 | 0 | 6.816 | 33.3 | 90.5 |
| 2/3/19 4:43 | 0 | 6.816 | 33.3 | 90.7 |
| 2/3/19 4:53 | 0 | 6.816 | 33.3 | 90.8 |
| 2/3/19 5:03 | 0 | 6.816 | 33.3 | 90.9 |
| 2/3/19 5:13 | 0 | 6.816 | 33.3 | 91 |
| 2/3/19 5:23 | 0 | 6.816 | 33.3 | 91.1 |
| 2/3/19 5:33 | 0 | 6.816 | 33.3 | 91.2 |
| 2/3/19 5:43 | 0 | 6.816 | 33.3 | 91.3 |
| 2/3/19 5:53 | 0 | 6.816 | 33.3 | 91.4 |
| 2/3/19 6:03 | 0 | 6.816 | 33.3 | 91.6 |
| 2/3/19 6:13 | 0 | 6.816 | 33.3 | 91.6 |

## West Monitoring Station

| Time Stamp | $H_2S$ (PPB) | Battery (Volts) | Temperature (°F) | Humidity (%) |
|---|---|---|---|---|
| 2/3/19 6:23 | 0 | 6.816 | 33.3 | 91.7 |
| 2/3/19 6:33 | 0 | 6.816 | 33.3 | 91.8 |
| 2/3/19 6:43 | 0 | 6.816 | 33.4 | 91.9 |
| 2/3/19 6:53 | 0 | 6.816 | 33.4 | 92 |
| 2/3/19 7:03 | 0 | 6.816 | 33.4 | 92.1 |
| 2/3/19 7:13 | 0 | 6.816 | 33.4 | 92.2 |
| 2/3/19 7:23 | 0 | 6.816 | 33.4 | 92.2 |
| 2/3/19 7:33 | 0 | 6.816 | 33.4 | 92.3 |
| 2/3/19 7:43 | 0 | 6.816 | 33.4 | 92.4 |
| 2/3/19 7:53 | 0 | 6.816 | 33.6 | 92.4 |
| 2/3/19 8:03 | 0 | 6.816 | 33.6 | 92.5 |
| 2/3/19 8:13 | 0 | 6.816 | 33.8 | 92.6 |
| 2/3/19 8:23 | 0 | 6.816 | 33.8 | 92.7 |
| 2/3/19 8:33 | 0 | 6.816 | 34 | 92.8 |
| 2/3/19 8:43 | 0 | 6.816 | 34.2 | 92.9 |
| 2/3/19 8:53 | 0 | 6.816 | 34.3 | 93 |
| 2/3/19 9:03 | 0 | 6.816 | 34.5 | 93.1 |
| 2/3/19 9:13 | 0 | 6.816 | 34.9 | 93.2 |
| 2/3/19 9:23 | 0 | 6.816 | 35.4 | 93.3 |
| 2/3/19 9:33 | 0 | 6.816 | 36.1 | 93.5 |
| 2/3/19 9:43 | 0 | 6.816 | 36.9 | 93.7 |
| 2/3/19 9:53 | 0 | 6.816 | 37.6 | 93.9 |
| 2/3/19 10:03 | 0 | 6.816 | 38.5 | 94.1 |
| 2/3/19 10:13 | 0 | 6.816 | 39.2 | 94.1 |
| 2/3/19 10:23 | 0 | 6.816 | 40.1 | 94.1 |
| 2/3/19 10:33 | 0 | 6.825 | 41.2 | 94.1 |
| 2/3/19 10:43 | 0 | 6.825 | 42.4 | 94 |
| 2/3/19 10:53 | 0 | 6.825 | 44.4 | 93.6 |
| 2/3/19 11:03 | 0 | 6.825 | 45.9 | 92.7 |
| 2/3/19 11:13 | 0 | 6.825 | 47.1 | 91.2 |
| 2/3/19 11:23 | 0 | 6.825 | 49.1 | 89.4 |
| 2/3/19 11:33 | 0 | 6.833 | 51.1 | 87 |
| 2/3/19 11:43 | 0 | 6.833 | 52.5 | 84 |
| 2/3/19 11:53 | 0 | 6.833 | 53.2 | 80.9 |
| 2/3/19 12:03 | 0 | 6.833 | 53.6 | 78 |
| 2/3/19 12:13 | 0 | 6.833 | 54.5 | 75.4 |
| 2/3/19 12:23 | 0 | 6.833 | 55.6 | 73 |
| 2/3/19 12:33 | 0 | 6.833 | 56.5 | 70.7 |
| 2/3/19 12:43 | 0 | 6.842 | 57.4 | 68.5 |
| 2/3/19 12:53 | 0 | 6.842 | 57.9 | 66.6 |
| 2/3/19 13:03 | 0 | 6.842 | 58.6 | 64.9 |
| 2/3/19 13:13 | 0 | 6.842 | 59.2 | 63.4 |
| 2/3/19 13:23 | 0 | 6.842 | 59.7 | 61.8 |
| 2/3/19 13:33 | 0 | 6.842 | 60.4 | 60.3 |
| 2/3/19 13:43 | 0 | 6.842 | 61 | 59 |
| 2/3/19 13:53 | 0 | 6.842 | 61.5 | 57.8 |
| 2/3/19 14:03 | 0 | 6.842 | 62.2 | 56.5 |
| 2/3/19 14:13 | 0 | 6.842 | 61.9 | 55.5 |
| 2/3/19 14:23 | 0 | 6.842 | 61 | 55 |
| 2/3/19 14:33 | 0 | 6.842 | 60.1 | 54.9 |
| 2/3/19 14:43 | 0 | 6.842 | 59.2 | 55 |
| 2/3/19 14:53 | 0 | 6.842 | 58.5 | 55.2 |
| 2/3/19 15:03 | 0 | 6.842 | 57.9 | 55.7 |
| 2/3/19 15:13 | 0 | 6.842 | 57.6 | 56.1 |
| 2/3/19 15:23 | 0 | 6.842 | 57.6 | 56.5 |
| 2/3/19 15:33 | 0 | 6.842 | 57.2 | 56.6 |
| 2/3/19 15:43 | 0 | 6.842 | 56.7 | 56.8 |
| 2/3/19 15:53 | 0 | 6.842 | 56.1 | 57.1 |
| 2/3/19 16:03 | 0 | 6.842 | 55.6 | 57.5 |
| 2/3/19 16:13 | 0 | 6.842 | 55.2 | 57.9 |

## West Monitoring Station

| Time Stamp | $H_2S$ (PPB) | Battery (Volts) | Temperature (°F) | Humidity (%) |
|---|---|---|---|---|
| 2/3/19 16:23 | 0 | 6.842 | 54.7 | 58.3 |
| 2/3/19 16:33 | 0 | 6.842 | 54.3 | 58.7 |
| 2/3/19 16:43 | 0 | 6.842 | 53.8 | 59.1 |
| 2/3/19 16:53 | 0 | 6.833 | 53.1 | 59.6 |
| 2/3/19 17:03 | 0 | 6.833 | 52.5 | 60.3 |
| 2/3/19 17:13 | 0 | 6.833 | 52.2 | 60.8 |
| 2/3/19 17:23 | 0 | 6.833 | 51.6 | 61.6 |
| 2/3/19 17:33 | 0 | 6.833 | 51.3 | 62 |
| 2/3/19 17:43 | 0 | 6.833 | 50.9 | 62.6 |
| 2/3/19 17:53 | 0 | 6.833 | 50.7 | 63.1 |
| 2/3/19 18:03 | 0 | 6.833 | 50.4 | 63.4 |
| 2/3/19 18:13 | 0 | 6.833 | 50 | 63.8 |
| 2/3/19 18:23 | 0 | 6.833 | 50 | 64.3 |
| 2/3/19 18:33 | 0 | 6.833 | 50.4 | 64.7 |
| 2/3/19 18:43 | 0 | 6.833 | 50.7 | 64.8 |
| 2/3/19 18:53 | 0 | 6.833 | 51.1 | 64.6 |
| 2/3/19 19:03 | 0 | 6.833 | 51.4 | 64.3 |
| 2/3/19 19:13 | 0 | 6.833 | 51.6 | 64 |
| 2/3/19 19:23 | 0 | 6.833 | 51.8 | 63.8 |
| 2/3/19 19:33 | 0 | 6.833 | 51.8 | 63.5 |
| 2/3/19 19:43 | 0 | 6.833 | 51.8 | 63.4 |
| 2/3/19 19:53 | 0 | 6.833 | 51.8 | 63.3 |
| 2/3/19 20:03 | 0 | 6.833 | 51.8 | 63.2 |
| 2/3/19 20:13 | 0 | 6.833 | 51.8 | 63.1 |
| 2/3/19 20:23 | 0 | 6.833 | 51.8 | 63.1 |
| 2/3/19 20:33 | 0 | 6.833 | 51.8 | 63 |
| 2/3/19 20:43 | 0 | 6.833 | 51.8 | 63 |
| 2/3/19 20:53 | 0 | 6.833 | 51.6 | 63 |
| 2/3/19 21:03 | 0 | 6.833 | 51.6 | 63.1 |
| 2/3/19 21:13 | 0 | 6.833 | 51.6 | 63.2 |
| 2/3/19 21:23 | 0 | 6.833 | 51.4 | 63.2 |
| 2/3/19 21:33 | 0 | 6.833 | 51.4 | 63.3 |
| 2/3/19 21:43 | 0 | 6.833 | 51.4 | 63.3 |
| 2/3/19 21:53 | 0 | 6.833 | 51.4 | 63.3 |
| 2/3/19 22:03 | 0 | 6.833 | 51.4 | 63.4 |
| 2/3/19 22:13 | 0 | 6.833 | 51.4 | 63.4 |
| 2/3/19 22:23 | 0 | 6.833 | 51.4 | 63.4 |
| 2/3/19 22:33 | 0 | 6.833 | 51.4 | 63.4 |
| 2/3/19 22:43 | 0 | 6.833 | 51.4 | 63.4 |
| 2/3/19 22:53 | 0 | 6.833 | 51.6 | 63.4 |
| 2/3/19 23:03 | 0 | 6.833 | 51.6 | 63.4 |
| 2/3/19 23:13 | 0 | 6.833 | 51.4 | 63.4 |
| 2/3/19 23:23 | 0 | 6.833 | 51.4 | 63.5 |
| 2/3/19 23:33 | 0 | 6.833 | 51.3 | 63.7 |
| 2/3/19 23:43 | 0 | 6.833 | 51.1 | 63.8 |
| 2/3/19 23:53 | 0 | 6.833 | 50.9 | 64.1 |
| 2/4/19 0:03 | 0 | 6.833 | 50.9 | 64.4 |
| 2/4/19 0:13 | 0 | 6.833 | 50.7 | 64.7 |
| 2/4/19 0:23 | 0 | 6.833 | 50.7 | 64.8 |
| 2/4/19 0:33 | 0 | 6.833 | 50.7 | 64.9 |
| 2/4/19 0:43 | 0 | 6.833 | 50.7 | 65 |
| 2/4/19 0:53 | 0 | 6.833 | 50.7 | 65.2 |
| 2/4/19 1:03 | 0 | 6.833 | 50.7 | 65.3 |
| 2/4/19 1:13 | 0 | 6.833 | 50.7 | 65.4 |
| 2/4/19 1:23 | 0 | 6.833 | 50.7 | 65.4 |
| 2/4/19 1:33 | 0 | 6.833 | 50.5 | 65.5 |
| 2/4/19 1:43 | 0 | 6.833 | 50.4 | 65.6 |
| 2/4/19 1:53 | 0 | 6.833 | 50 | 65.8 |
| 2/4/19 2:03 | 0 | 6.833 | 49.8 | 66.1 |
| 2/4/19 2:13 | 0 | 6.833 | 49.5 | 66.4 |

## West Monitoring Station

| Time Stamp | $H_2S$ (PPB) | Battery (Volts) | Temperature (°F) | Humidity (%) |
|---|---|---|---|---|
| 2/4/19 2:23 | 0 | 6.833 | 49.5 | 66.8 |
| 2/4/19 2:33 | 0 | 6.833 | 49.3 | 67.1 |
| 2/4/19 2:43 | 0 | 6.833 | 49.1 | 67.3 |
| 2/4/19 2:53 | 0 | 6.825 | 49.1 | 67.5 |
| 2/4/19 3:03 | 0 | 6.833 | 48.9 | 67.7 |
| 2/4/19 3:13 | 0 | 6.833 | 48.9 | 68 |
| 2/4/19 3:23 | 0 | 6.825 | 48.6 | 68.2 |
| 2/4/19 3:33 | 0 | 6.825 | 48.6 | 68.7 |
| 2/4/19 3:43 | 0 | 6.825 | 48.4 | 69 |
| 2/4/19 3:53 | 0 | 6.825 | 48.4 | 69.5 |
| 2/4/19 4:03 | 0 | 6.825 | 48.4 | 69.6 |
| 2/4/19 4:13 | 0 | 6.825 | 47.8 | 69.5 |
| 2/4/19 4:23 | 0 | 6.825 | 47.5 | 69.4 |
| 2/4/19 4:33 | 0 | 6.825 | 46.9 | 69.5 |
| 2/4/19 4:43 | 0 | 6.825 | 46.6 | 70 |
| 2/4/19 4:53 | 0 | 6.825 | 46.4 | 70.7 |
| 2/4/19 5:03 | 0 | 6.825 | 46.2 | 71.1 |
| 2/4/19 5:13 | 0 | 6.825 | 46 | 71.3 |
| 2/4/19 5:23 | 0 | 6.825 | 45.9 | 71.6 |
| 2/4/19 5:33 | 0 | 6.825 | 45.7 | 71.9 |
| 2/4/19 5:43 | 0 | 6.825 | 45.5 | 72.1 |
| 2/4/19 5:53 | 0 | 6.825 | 45.3 | 72.2 |
| 2/4/19 6:03 | 0 | 6.825 | 45.1 | 72.5 |
| 2/4/19 6:13 | 0 | 6.825 | 45 | 73.1 |
| 2/4/19 6:23 | 0 | 6.825 | 44.8 | 73.3 |
| 2/4/19 6:33 | 0 | 6.825 | 44.6 | 73.5 |
| 2/4/19 6:43 | 0 | 6.825 | 44.6 | 73.6 |
| 2/4/19 6:53 | 0 | 6.825 | 44.6 | 74.1 |
| 2/4/19 7:03 | 0 | 6.825 | 44.8 | 74.3 |
| 2/4/19 7:13 | 0 | 6.825 | 44.8 | 74.6 |
| 2/4/19 7:23 | 0 | 6.825 | 45.1 | 74.8 |
| 2/4/19 7:33 | 0 | 6.825 | 45.1 | 74.6 |
| 2/4/19 7:43 | 0 | 6.825 | 45 | 74.5 |
| 2/4/19 7:53 | 0 | 6.825 | 45.1 | 74.4 |
| 2/4/19 8:03 | 0 | 6.825 | 45.3 | 74.8 |
| 2/4/19 8:13 | 0 | 6.825 | 45.9 | 75.1 |
| 2/4/19 8:23 | 0 | 6.825 | 46.6 | 75.1 |
| 2/4/19 8:33 | 0 | 6.825 | 47.3 | 74.6 |
| 2/4/19 8:43 | 0 | 6.825 | 47.7 | 73.9 |
| 2/4/19 8:53 | 0 | 6.825 | 47.8 | 73.3 |
| 2/4/19 9:03 | 0 | 6.825 | 47.8 | 72.8 |
| 2/4/19 9:13 | 0 | 6.825 | 48.2 | 72.6 |
| 2/4/19 9:23 | 0 | 6.825 | 48.9 | 72.5 |
| 2/4/19 9:33 | 0 | 6.825 | 50 | 72.2 |
| 2/4/19 9:43 | 0 | 6.825 | 51.4 | 71.3 |
| 2/4/19 9:53 | 0 | 6.825 | 52.9 | 70.2 |
| 2/4/19 10:03 | 0 | 6.825 | 54.1 | 68.7 |
| 2/4/19 10:13 | 0 | 6.833 | 55.2 | 67.2 |
| 2/4/19 10:23 | 0 | 6.833 | 56.3 | 65.7 |
| 2/4/19 10:33 | 0 | 6.833 | 57.4 | 64.3 |
| 2/4/19 10:43 | 0 | 6.833 | 58.5 | 62.9 |
| 2/4/19 10:53 | 0 | 6.833 | 59.2 | 61.5 |
| 2/4/19 11:03 | 0 | 6.833 | 59.7 | 60.3 |
| 2/4/19 11:13 | 0 | 6.833 | 60.6 | 59.5 |
| 2/4/19 11:23 | 0 | 6.833 | 61.7 | 58.4 |
| 2/4/19 11:33 | 0 | 6.833 | 62.8 | 57.2 |
| 2/4/19 11:43 | 0 | 6.833 | 63.5 | 56.2 |
| 2/4/19 11:53 | 0 | 6.833 | 63.9 | 55.4 |
| 2/4/19 12:03 | 0 | 6.842 | 63.7 | 55.1 |
| 2/4/19 12:13 | 0 | 6.842 | 64 | 55 |

## West Monitoring Station

| Time Stamp | $H_2S$ (PPB) | Battery (Volts) | Temperature (°F) | Humidity (%) |
|---|---|---|---|---|
| 2/4/19 12:23 | 0 | 6.842 | 64.6 | 54.6 |
| 2/4/19 12:33 | 0 | 6.842 | 64.9 | 54.1 |
| 2/4/19 12:43 | 0 | 6.842 | 65.3 | 53.5 |
| 2/4/19 12:53 | 0 | 6.842 | 65.7 | 53.1 |
| 2/4/19 13:03 | 0 | 6.842 | 65.7 | 52.8 |
| 2/4/19 13:13 | 0 | 6.842 | 65.8 | 52.7 |
| 2/4/19 13:23 | 0 | 6.842 | 66.2 | 52.6 |
| 2/4/19 13:33 | 0 | 6.842 | 66.9 | 52.3 |
| 2/4/19 13:43 | 0 | 6.842 | 67.5 | 51.6 |
| 2/4/19 13:53 | 0 | 6.842 | 67.6 | 51.1 |
| 2/4/19 14:03 | 0 | 6.842 | 67.6 | 50.7 |
| 2/4/19 14:13 | 0 | 6.842 | 67.6 | 50.3 |
| 2/4/19 14:23 | 0 | 6.842 | 67.3 | 50 |
| 2/4/19 14:33 | 0 | 6.842 | 66.9 | 49.8 |
| 2/4/19 14:43 | 0 | 6.842 | 66.4 | 49.7 |
| 2/4/19 14:53 | 0 | 6.842 | 66 | 49.7 |
| 2/4/19 15:03 | 0 | 6.842 | 65.5 | 49.9 |
| 2/4/19 15:13 | 0 | 6.842 | 64.9 | 50 |
| 2/4/19 15:23 | 0 | 6.842 | 64.4 | 49.9 |
| 2/4/19 15:33 | 0 | 6.842 | 64 | 49.9 |
| 2/4/19 15:43 | 0 | 6.842 | 63.9 | 49.9 |
| 2/4/19 15:53 | 0 | 6.842 | 63.3 | 49.8 |
| 2/4/19 16:03 | 0 | 6.842 | 63 | 49.9 |
| 2/4/19 16:13 | 0 | 6.842 | 62.4 | 50.2 |
| 2/4/19 16:23 | 0 | 6.833 | 61.9 | 50.4 |
| 2/4/19 16:33 | 0 | 6.842 | 61.3 | 50.7 |
| 2/4/19 16:43 | 0 | 6.842 | 60.8 | 51 |
| 2/4/19 16:53 | 0 | 6.842 | 60.1 | 51.3 |
| 2/4/19 17:03 | 0 | 6.833 | 59.5 | 51.8 |
| 2/4/19 17:13 | 0 | 6.833 | 58.8 | 52.3 |
| 2/4/19 17:23 | 0 | 6.833 | 58.1 | 52.8 |
| 2/4/19 17:33 | 0 | 6.833 | 57.4 | 53.2 |
| 2/4/19 17:43 | 0 | 6.833 | 56.7 | 53.7 |
| 2/4/19 17:53 | 0 | 6.833 | 55.9 | 54.6 |
| 2/4/19 18:03 | 0 | 6.833 | 55.2 | 55.3 |
| 2/4/19 18:13 | 0 | 6.833 | 54.5 | 56.1 |
| 2/4/19 18:23 | 0 | 6.833 | 54 | 57.1 |
| 2/4/19 18:33 | 0 | 6.833 | 53.4 | 58.3 |
| 2/4/19 18:43 | 0 | 6.833 | 52.9 | 59.2 |
| 2/4/19 18:53 | 0 | 6.833 | 52.2 | 59.5 |
| 2/4/19 19:03 | 0 | 6.825 | 51.3 | 60 |
| 2/4/19 19:13 | 0 | 6.825 | 50.5 | 60.6 |
| 2/4/19 19:23 | 0 | 6.825 | 49.5 | 61.4 |
| 2/4/19 19:33 | 0 | 6.825 | 48.7 | 62.7 |
| 2/4/19 19:43 | 0 | 6.825 | 48.4 | 63.7 |
| 2/4/19 19:53 | 0 | 6.825 | 47.8 | 64.7 |
| 2/4/19 20:03 | 0 | 6.825 | 47.8 | 65.6 |
| 2/4/19 20:13 | 0 | 6.825 | 47.7 | 66.3 |
| 2/4/19 20:23 | 0 | 6.825 | 47.5 | 66.9 |
| 2/4/19 20:33 | 0 | 6.816 | 47.5 | 67.5 |
| 2/4/19 20:43 | 0 | 6.816 | 47.5 | 67.9 |
| 2/4/19 20:53 | 0 | 6.816 | 47.7 | 68.2 |
| 2/4/19 21:03 | 0 | 6.816 | 47.8 | 68.4 |
| 2/4/19 21:13 | 0 | 6.816 | 48.4 | 68.6 |
| 2/4/19 21:23 | 0 | 6.825 | 49.3 | 68.3 |
| 2/4/19 21:33 | 0 | 6.825 | 50.4 | 67.7 |
| 2/4/19 21:43 | 0 | 6.825 | 51.3 | 66.7 |
| 2/4/19 21:53 | 0 | 6.825 | 52.2 | 65.7 |
| 2/4/19 22:03 | 0 | 6.825 | 52.9 | 64.6 |
| 2/4/19 22:13 | 0 | 6.825 | 53.4 | 63.5 |

## West Monitoring Station

| Time Stamp | $H_2S$ (PPB) | Battery (Volts) | Temperature (°F) | Humidity (%) |
|---|---|---|---|---|
| 2/4/19 22:23 | 0 | 6.825 | 53.8 | 62.6 |
| 2/4/19 22:33 | 0 | 6.825 | 54 | 61.7 |
| 2/4/19 22:43 | 0 | 6.825 | 54.1 | 61.2 |
| 2/4/19 22:53 | 0 | 6.825 | 54.1 | 60.8 |
| 2/4/19 23:03 | 0 | 6.825 | 54.1 | 60.5 |
| 2/4/19 23:13 | 0 | 6.825 | 54.1 | 60.3 |
| 2/4/19 23:23 | 0 | 6.825 | 53.8 | 60.3 |
| 2/4/19 23:33 | 0 | 6.825 | 54 | 60.5 |
| 2/4/19 23:43 | 0 | 6.825 | 54.3 | 60.5 |
| 2/4/19 23:53 | 0 | 6.825 | 54.7 | 60.4 |
| 2/5/19 0:03 | 0 | 6.825 | 55 | 60.2 |
| 2/5/19 0:13 | 0 | 6.825 | 55.2 | 60.1 |
| 2/5/19 0:23 | 0 | 6.825 | 55.4 | 60.1 |
| 2/5/19 0:33 | 0 | 6.833 | 55.6 | 60.4 |
| 2/5/19 0:43 | 0 | 6.833 | 55.6 | 60.6 |
| 2/5/19 0:53 | 0 | 6.833 | 55.8 | 60.6 |
| 2/5/19 1:03 | 0 | 6.825 | 55.8 | 60.6 |
| 2/5/19 1:13 | 0 | 6.825 | 55.6 | 60.7 |
| 2/5/19 1:23 | 0 | 6.833 | 55.6 | 61.5 |
| 2/5/19 1:33 | 0 | 6.825 | 55.4 | 62.6 |
| 2/5/19 1:43 | 0 | 6.825 | 55 | 63.7 |
| 2/5/19 1:53 | 0 | 6.825 | 54.9 | 64.6 |
| 2/5/19 2:03 | 0 | 6.825 | 54.5 | 65.8 |
| 2/5/19 2:13 | 0 | 6.833 | 54.3 | 66.7 |
| 2/5/19 2:23 | 0 | 6.825 | 54.3 | 67.5 |
| 2/5/19 2:33 | 0 | 6.825 | 54.3 | 68.2 |
| 2/5/19 2:43 | 0 | 6.825 | 54.3 | 69 |
| 2/5/19 2:53 | 0 | 6.825 | 54.5 | 69.8 |
| 2/5/19 3:03 | 0 | 6.825 | 54.5 | 70.2 |
| 2/5/19 3:13 | 0 | 6.825 | 54.5 | 70.8 |
| 2/5/19 3:23 | 0 | 6.825 | 54.3 | 71.6 |
| 2/5/19 3:33 | 0 | 6.825 | 54.1 | 72.4 |
| 2/5/19 3:43 | 0 | 6.825 | 54.1 | 73.3 |
| 2/5/19 3:53 | 0 | 6.825 | 54 | 74.1 |
| 2/5/19 4:03 | 0 | 6.825 | 53.6 | 75 |
| 2/5/19 4:13 | 0 | 6.825 | 53.2 | 76 |
| 2/5/19 4:23 | 0 | 6.825 | 52.7 | 77.1 |
| 2/5/19 4:33 | 0 | 6.825 | 52.3 | 78.2 |
| 2/5/19 4:43 | 0 | 6.825 | 51.8 | 79.2 |
| 2/5/19 4:53 | 0 | 6.825 | 51.4 | 80.2 |
| 2/5/19 5:03 | 0 | 6.825 | 51.1 | 80.9 |
| 2/5/19 5:13 | 0 | 6.825 | 50.7 | 81.6 |
| 2/5/19 5:23 | 0 | 6.825 | 50.4 | 82.1 |
| 2/5/19 5:33 | 0 | 6.825 | 50 | 82.5 |
| 2/5/19 5:43 | 0 | 6.825 | 49.8 | 83 |
| 2/5/19 5:53 | 0 | 6.825 | 49.6 | 83.4 |
| 2/5/19 6:03 | 0 | 6.825 | 49.5 | 83.6 |
| 2/5/19 6:13 | 0 | 6.825 | 49.3 | 83.6 |
| 2/5/19 6:23 | 0 | 6.816 | 49.3 | 83.5 |
| 2/5/19 6:33 | 0 | 6.825 | 49.1 | 83.4 |
| 2/5/19 6:43 | 0 | 6.825 | 49.1 | 83.1 |
| 2/5/19 6:53 | 0 | 6.825 | 48.9 | 83 |
| 2/5/19 7:03 | 0 | 6.816 | 48.7 | 82.9 |
| 2/5/19 7:13 | 0 | 6.816 | 48.6 | 82.8 |
| 2/5/19 7:23 | 0 | 6.825 | 48.6 | 82.6 |
| 2/5/19 7:33 | 0 | 6.816 | 48.4 | 82.4 |
| 2/5/19 7:43 | 0 | 6.816 | 48.2 | 82.3 |
| 2/5/19 7:53 | 0 | 6.816 | 48.2 | 82.2 |
| 2/5/19 8:03 | 0 | 6.816 | 48 | 82.1 |
| 2/5/19 8:13 | 0 | 6.816 | 47.8 | 82.1 |

## West Monitoring Station

| Time Stamp | $H_2S$ (PPB) | Battery (Volts) | Temperature (°F) | Humidity (%) |
|---|---|---|---|---|
| 2/5/19 8:23 | 0 | 6.816 | 47.8 | 82.1 |
| 2/5/19 8:33 | 0 | 6.816 | 47.7 | 82.1 |
| 2/5/19 8:43 | 0 | 6.816 | 47.5 | 82 |
| 2/5/19 8:53 | 0 | 6.816 | 47.3 | 81.6 |
| 2/5/19 9:03 | 0 | 6.816 | 47.1 | 81.2 |
| 2/5/19 9:13 | 0 | 6.816 | 47.1 | 80.8 |
| 2/5/19 9:23 | 0 | 6.816 | 46.9 | 80.5 |
| 2/5/19 9:33 | 0 | 6.816 | 46.9 | 80.1 |
| 2/5/19 9:43 | 0 | 6.816 | 46.9 | 79.8 |
| 2/5/19 9:53 | 0 | 6.816 | 46.9 | 79.5 |
| 2/5/19 10:03 | 0 | 6.816 | 46.8 | 79.3 |
| 2/5/19 10:13 | 0 | 6.816 | 46.6 | 79 |
| 2/5/19 10:23 | 0 | 6.816 | 46.4 | 78.7 |
| 2/5/19 10:33 | 0 | 6.816 | 46.2 | 78.3 |
| 2/5/19 10:43 | 0 | 6.816 | 46 | 77.9 |
| 2/5/19 10:53 | 0 | 6.816 | 45.7 | 77.2 |
| 2/5/19 11:03 | 0 | 6.816 | 45.3 | 76.4 |
| 2/5/19 11:13 | 0 | 6.816 | 45 | 75.8 |
| 2/5/19 11:23 | 0 | 6.816 | 44.4 | 75.4 |
| 2/5/19 11:33 | 0 | 6.816 | 44.1 | 75 |
| 2/5/19 11:43 | 0 | 6.816 | 43.7 | 74.8 |
| 2/5/19 11:53 | 0 | 6.816 | 43.5 | 74.8 |
| 2/5/19 12:03 | 0 | 6.807 | 43 | 74.5 |
| 2/5/19 12:13 | 0 | 6.807 | 42.1 | 74 |
| 2/5/19 12:23 | 0 | 6.807 | 41.2 | 73.9 |
| 2/5/19 12:33 | 0 | 6.807 | 40.3 | 73.8 |
| 2/5/19 12:43 | 0 | 6.807 | 39.6 | 74 |
| 2/5/19 12:53 | 0 | 6.807 | 39 | 74 |
| 2/5/19 13:03 | 0 | 6.807 | 38.5 | 73.8 |
| 2/5/19 13:13 | 0 | 6.807 | 38.1 | 73.9 |
| 2/5/19 13:23 | 0 | 6.798 | 37.8 | 73.9 |
| 2/5/19 13:33 | 0 | 6.798 | 37.4 | 74 |
| 2/5/19 13:43 | 0 | 6.798 | 37.2 | 73.9 |
| 2/5/19 13:53 | 0 | 6.798 | 37 | 73.7 |
| 2/5/19 14:03 | 0 | 6.798 | 36.9 | 73.2 |
| 2/5/19 14:13 | 0 | 6.798 | 36.7 | 73 |
| 2/5/19 14:23 | 0 | 6.798 | 36.3 | 72.9 |
| 2/5/19 14:33 | 0 | 6.798 | 36.3 | 72.8 |
| 2/5/19 14:43 | 0 | 6.798 | 36.1 | 72.7 |
| 2/5/19 14:53 | 0 | 6.798 | 36 | 72.3 |
| 2/5/19 15:03 | 0 | 6.798 | 35.8 | 72.1 |
| 2/5/19 15:13 | 0 | 6.798 | 35.6 | 72.1 |
| 2/5/19 15:23 | 0 | 6.798 | 35.6 | 72.2 |
| 2/5/19 15:33 | 0 | 6.798 | 35.4 | 72.2 |
| 2/5/19 15:43 | 0 | 6.798 | 35.1 | 72.2 |
| 2/5/19 15:53 | 0 | 6.798 | 34.7 | 72.4 |
| 2/5/19 16:03 | 0 | 6.79 | 34.5 | 72.6 |
| 2/5/19 16:13 | 0 | 6.79 | 34.3 | 72.6 |
| 2/5/19 16:23 | 0 | 6.79 | 34.2 | 72.7 |
| 2/5/19 16:33 | 0 | 6.79 | 34 | 72.7 |
| 2/5/19 16:43 | 0 | 6.79 | 33.8 | 72.7 |
| 2/5/19 16:53 | 0 | 6.79 | 33.4 | 72.8 |
| 2/5/19 17:03 | 0 | 6.79 | 33.3 | 73 |
| 2/5/19 17:13 | 0 | 6.79 | 33.1 | 73.2 |
| 2/5/19 17:23 | 0 | 6.79 | 32.9 | 73.3 |
| 2/5/19 17:33 | 0 | 6.79 | 32.7 | 73.3 |
| 2/5/19 17:43 | 0 | 6.79 | 32.5 | 73.3 |
| 2/5/19 17:53 | 0 | 6.79 | 32.4 | 73.5 |
| 2/5/19 18:03 | 0 | 6.79 | 32.2 | 73.6 |
| 2/5/19 18:13 | 0 | 6.79 | 32 | 73.6 |

## Attachment 2

### West Monitoring Station

| Time Stamp | $H_2S$ (PPB) | Battery (Volts) | Temperature (°F) | Humidity (%) |
|---|---|---|---|---|
| 2/5/19 18:23 | 0 | 6.79 | 32 | 73.5 |
| 2/5/19 18:33 | 0 | 6.79 | 31.8 | 73.5 |
| 2/5/19 18:43 | 0 | 6.79 | 31.6 | 73.5 |
| 2/5/19 18:53 | 0 | 6.79 | 31.5 | 73.5 |
| 2/5/19 19:03 | 0 | 6.79 | 31.5 | 73.6 |
| 2/5/19 19:13 | 0 | 6.79 | 31.3 | 73.8 |
| 2/5/19 19:23 | 0 | 6.79 | 31.1 | 73.9 |
| 2/5/19 19:33 | 0 | 6.79 | 30.9 | 74.1 |
| 2/5/19 19:43 | 0 | 6.79 | 30.9 | 74 |
| 2/5/19 19:53 | 0 | 6.79 | 30.7 | 74 |
| 2/5/19 20:03 | 0 | 6.79 | 30.7 | 74 |
| 2/5/19 20:13 | 0 | 6.781 | 30.6 | 74 |
| 2/5/19 20:23 | 0 | 6.781 | 30.6 | 73.9 |
| 2/5/19 20:33 | 0 | 6.781 | 30.4 | 73.8 |
| 2/5/19 20:43 | 0 | 6.781 | 30.4 | 73.8 |
| 2/5/19 20:53 | 0 | 6.781 | 30.2 | 73.8 |
| 2/5/19 21:03 | 0 | 6.781 | 30.2 | 73.7 |
| 2/5/19 21:13 | 0 | 6.781 | 30 | 73.7 |
| 2/5/19 21:23 | 0 | 6.781 | 30 | 73.6 |
| 2/5/19 21:33 | 0 | 6.781 | 30 | 73.7 |
| 2/5/19 21:43 | 0 | 6.781 | 30 | 73.9 |
| 2/5/19 21:53 | 0 | 6.781 | 29.8 | 74 |
| 2/5/19 22:03 | 0 | 6.781 | 29.8 | 74.1 |
| 2/5/19 22:13 | 0 | 6.781 | 29.8 | 74.2 |
| 2/5/19 22:23 | 0 | 6.781 | 29.8 | 74.3 |
| 2/5/19 22:33 | 0 | 6.781 | 29.8 | 74.3 |
| 2/5/19 22:43 | 0 | 6.781 | 29.8 | 74.3 |
| 2/5/19 22:53 | 0 | 6.781 | 29.7 | 74.3 |
| 2/5/19 23:03 | 0 | 6.781 | 29.7 | 74.3 |
| 2/5/19 23:13 | 0 | 6.781 | 29.7 | 74.3 |
| 2/5/19 23:23 | 0 | 6.781 | 29.7 | 74.3 |
| 2/5/19 23:33 | 0 | 6.781 | 29.7 | 74.4 |
| 2/5/19 23:43 | 0 | 6.781 | 29.7 | 74.4 |
| 2/5/19 23:53 | 0 | 6.781 | 29.7 | 74.6 |

## North Monitoring Station

| Time Stamp | $H_2S$ (PPB) | Battery (Volts) | Temperature (°F) | Humidity (%) |
|---|---|---|---|---|
| 1/23/2019 0:02 | 0 | 6.842 | 27.7 | 56.3 |
| 1/23/2019 0:12 | 0 | 6.842 | 27.9 | 56.2 |
| 1/23/2019 0:22 | 0 | 6.842 | 28.0 | 56.1 |
| 1/23/2019 0:32 | 0 | 6.842 | 28.2 | 55.9 |
| 1/23/2019 0:42 | 0 | 6.842 | 28.4 | 55.8 |
| 1/23/2019 0:52 | 0 | 6.842 | 28.6 | 55.8 |
| 1/23/2019 1:02 | 0 | 6.842 | 28.8 | 55.7 |
| 1/23/2019 1:12 | 0 | 6.842 | 28.9 | 55.6 |
| 1/23/2019 1:22 | 0 | 6.842 | 29.1 | 55.5 |
| 1/23/2019 1:32 | 0 | 6.842 | 29.1 | 55.4 |
| 1/23/2019 1:42 | 0 | 6.842 | 29.3 | 55.4 |
| 1/23/2019 1:52 | 0 | 6.842 | 29.5 | 55.4 |
| 1/23/2019 2:02 | 0 | 6.842 | 29.5 | 55.4 |
| 1/23/2019 2:12 | 0 | 6.842 | 29.7 | 55.7 |
| 1/23/2019 2:22 | 0 | 6.842 | 29.7 | 56.1 |
| 1/23/2019 2:32 | 0 | 6.851 | 29.7 | 56.4 |
| 1/23/2019 2:42 | 0 | 6.842 | 29.7 | 56.6 |
| 1/23/2019 2:52 | 0 | 6.842 | 29.5 | 56.6 |
| 1/23/2019 3:02 | 0 | 6.851 | 29.5 | 57.1 |
| 1/23/2019 3:12 | 0 | 6.851 | 29.5 | 57.6 |
| 1/23/2019 3:22 | 0 | 6.842 | 29.5 | 58.2 |
| 1/23/2019 3:32 | 0 | 6.842 | 29.3 | 58.9 |
| 1/23/2019 3:42 | 0 | 6.842 | 29.5 | 59.5 |
| 1/23/2019 3:52 | 0 | 6.842 | 29.7 | 60.7 |
| 1/23/2019 4:02 | 0 | 6.842 | 29.8 | 61.8 |
| 1/23/2019 4:12 | 0 | 6.842 | 30.0 | 62.9 |
| 1/23/2019 4:22 | 0 | 6.842 | 30.0 | 63.7 |
| 1/23/2019 4:32 | 0 | 6.842 | 30.4 | 64.2 |
| 1/23/2019 4:42 | 0 | 6.851 | 30.4 | 64.6 |
| 1/23/2019 4:52 | 0 | 6.842 | 30.6 | 64.7 |
| 1/23/2019 5:02 | 0 | 6.842 | 30.7 | 64.6 |
| 1/23/2019 5:12 | 0 | 6.842 | 30.9 | 64.5 |
| 1/23/2019 5:22 | 0 | 6.851 | 30.9 | 64.2 |
| 1/23/2019 5:32 | 0 | 6.851 | 31.1 | 63.8 |
| 1/23/2019 5:42 | 0 | 6.851 | 31.1 | 63.4 |
| 1/23/2019 5:52 | 0 | 6.851 | 31.3 | 63.1 |
| 1/23/2019 6:02 | 0 | 6.851 | 31.3 | 63.1 |
| 1/23/2019 6:12 | 0 | 6.851 | 31.5 | 63.1 |
| 1/23/2019 6:22 | 0 | 6.851 | 31.5 | 63.1 |
| 1/23/2019 6:32 | 0 | 6.851 | 31.5 | 63.3 |
| 1/23/2019 6:42 | 0 | 6.851 | 31.3 | 63.8 |
| 1/23/2019 6:52 | 0 | 6.851 | 31.3 | 64.4 |
| 1/23/2019 7:02 | 0 | 6.851 | 31.3 | 65.2 |
| 1/23/2019 7:12 | 0 | 6.851 | 31.3 | 66.3 |
| 1/23/2019 7:22 | 0 | 6.851 | 31.1 | 67.4 |
| 1/23/2019 7:32 | 0 | 6.851 | 31.1 | 68.5 |
| 1/23/2019 7:42 | 0 | 6.851 | 30.9 | 69.6 |
| 1/23/2019 7:52 | 0 | 6.851 | 30.9 | 70.8 |
| 1/23/2019 8:02 | 0 | 6.842 | 31.1 | 71.5 |
| 1/23/2019 8:12 | 0 | 6.851 | 31.1 | 71.9 |
| 1/23/2019 8:22 | 0 | 6.851 | 31.1 | 72.2 |
| 1/23/2019 8:32 | 0 | 6.851 | 31.3 | 72.5 |
| 1/23/2019 8:42 | 0 | 6.842 | 31.6 | 72.8 |
| 1/23/2019 8:52 | 0 | 6.851 | 32.0 | 72.9 |
| 1/23/2019 9:02 | 0 | 6.851 | 32.4 | 73.0 |
| 1/23/2019 9:12 | 0 | 6.851 | 33.1 | 72.8 |

## North Monitoring Station

| Time Stamp | $H_2S$ (PPB) | Battery (Volts) | Temperature (°F) | Humidity (%) |
|---|---|---|---|---|
| 1/23/2019 9:22 | 0 | 6.851 | 33.6 | 72.5 |
| 1/23/2019 9:32 | 0 | 6.851 | 34.2 | 72.1 |
| 1/23/2019 9:42 | 0 | 6.851 | 34.9 | 71.7 |
| 1/23/2019 9:52 | 0 | 6.851 | 35.6 | 71.3 |
| 1/23/2019 10:02 | 0 | 6.851 | 36.1 | 70.9 |
| 1/23/2019 10:12 | 0 | 6.851 | 36.7 | 70.5 |
| 1/23/2019 10:22 | 0 | 6.851 | 37.2 | 70.2 |
| 1/23/2019 10:32 | 0 | 6.851 | 37.8 | 70.0 |
| 1/23/2019 10:42 | 0 | 6.851 | 37.9 | 70.0 |
| 1/23/2019 10:52 | 0 | 6.851 | 38.3 | 69.9 |
| 1/23/2019 11:02 | 0 | 6.851 | 38.8 | 69.8 |
| 1/23/2019 11:12 | 0 | 6.851 | 39.4 | 69.5 |
| 1/23/2019 11:22 | 0 | 6.851 | 39.4 | 69.5 |
| 1/23/2019 11:32 | 0 | 6.851 | 39.4 | 69.7 |
| 1/23/2019 11:42 | 0 | 6.851 | 39.4 | 69.9 |
| 1/23/2019 11:52 | 0 | 6.860 | 39.4 | 70.2 |
| 1/23/2019 12:02 | 0 | 6.851 | 39.4 | 70.6 |
| 1/23/2019 12:12 | 0 | 6.860 | 39.6 | 71.1 |
| 1/23/2019 12:22 | 0 | 6.851 | 39.6 | 71.6 |
| 1/23/2019 12:32 | 0 | 6.860 | 39.6 | 72.0 |
| 1/23/2019 12:42 | 0 | 6.851 | 39.6 | 72.4 |
| 1/23/2019 12:52 | 0 | 6.851 | 40.1 | 72.8 |
| 1/23/2019 13:02 | 0 | 6.851 | 40.5 | 73.0 |
| 1/23/2019 13:12 | 0 | 6.860 | 40.6 | 73.2 |
| 1/23/2019 13:22 | 0 | 6.860 | 41.2 | 73.2 |
| 1/23/2019 13:32 | 0 | 6.860 | 41.5 | 73.1 |
| 1/23/2019 13:42 | 0 | 6.860 | 41.9 | 73.2 |
| 1/23/2019 13:52 | 0 | 6.860 | 43.2 | 73.2 |
| 1/23/2019 14:02 | 0 | 6.860 | 44.2 | 73.0 |
| 1/23/2019 14:12 | 0 | 6.860 | 45.3 | 72.7 |
| 1/23/2019 14:22 | 0 | 6.860 | 45.7 | 72.3 |
| 1/23/2019 14:32 | 0 | 6.860 | 45.9 | 71.9 |
| 1/23/2019 14:42 | 0 | 6.860 | 46.2 | 71.8 |
| 1/23/2019 14:52 | 0 | 6.860 | 46.6 | 71.7 |
| 1/23/2019 15:02 | 0 | 6.860 | 46.6 | 71.5 |
| 1/23/2019 15:12 | 0 | 6.860 | 46.2 | 71.7 |
| 1/23/2019 15:22 | 0 | 6.860 | 45.9 | 72.5 |
| 1/23/2019 15:32 | 0 | 6.860 | 45.7 | 73.5 |
| 1/23/2019 15:42 | 0 | 6.860 | 45.3 | 74.9 |
| 1/23/2019 15:52 | 0 | 6.860 | 45.1 | 75.6 |
| 1/23/2019 16:02 | 0 | 6.860 | 44.8 | 76.1 |
| 1/23/2019 16:12 | 0 | 6.860 | 44.4 | 76.7 |
| 1/23/2019 16:22 | 0 | 6.860 | 44.1 | 77.4 |
| 1/23/2019 16:32 | 0 | 6.860 | 43.9 | 78.1 |
| 1/23/2019 16:42 | 0 | 6.860 | 43.7 | 79.2 |
| 1/23/2019 16:52 | 0 | 6.860 | 43.7 | 79.8 |
| 1/23/2019 17:02 | 0 | 6.860 | 43.7 | 80.5 |
| 1/23/2019 17:12 | 0 | 6.860 | 43.7 | 80.8 |
| 1/23/2019 17:22 | 0 | 6.860 | 43.3 | 80.8 |
| 1/23/2019 17:32 | 0 | 6.860 | 43.2 | 81.0 |
| 1/23/2019 17:42 | 0 | 6.860 | 42.8 | 81.3 |
| 1/23/2019 17:52 | 0 | 6.860 | 42.6 | 81.5 |
| 1/23/2019 18:02 | 0 | 6.860 | 42.4 | 81.8 |
| 1/23/2019 18:12 | 0 | 6.860 | 42.4 | 82.2 |
| 1/23/2019 18:22 | 0 | 6.860 | 42.4 | 82.5 |
| 1/23/2019 18:32 | 0 | 6.860 | 42.6 | 82.7 |

## North Monitoring Station

| Time Stamp | $H_2S$ (PPB) | Battery (Volts) | Temperature (°F) | Humidity (%) |
|---|---|---|---|---|
| 1/23/2019 18:42 | 0 | 6.860 | 42.6 | 82.8 |
| 1/23/2019 18:52 | 0 | 6.860 | 42.8 | 82.9 |
| 1/23/2019 19:02 | 0 | 6.860 | 42.8 | 83.0 |
| 1/23/2019 19:12 | 0 | 6.860 | 43.0 | 83.1 |
| 1/23/2019 19:22 | 0 | 6.860 | 43.0 | 83.1 |
| 1/23/2019 19:32 | 0 | 6.860 | 43.0 | 83.3 |
| 1/23/2019 19:42 | 0 | 6.860 | 43.2 | 83.5 |
| 1/23/2019 19:52 | 0 | 6.860 | 43.3 | 83.5 |
| 1/23/2019 20:02 | 0 | 6.860 | 43.5 | 83.5 |
| 1/23/2019 20:12 | 0 | 6.860 | 43.7 | 83.5 |
| 1/23/2019 20:22 | 0 | 6.860 | 43.9 | 83.5 |
| 1/23/2019 20:32 | 0 | 6.860 | 43.9 | 83.6 |
| 1/23/2019 20:42 | 0 | 6.860 | 44.1 | 83.5 |
| 1/23/2019 20:52 | 0 | 6.860 | 44.1 | 83.6 |
| 1/23/2019 21:02 | 0 | 6.860 | 44.1 | 84.0 |
| 1/23/2019 21:12 | 0 | 6.860 | 44.4 | 84.2 |
| 1/23/2019 21:22 | 0 | 6.860 | 44.6 | 83.7 |
| 1/23/2019 21:32 | 0 | 6.860 | 44.4 | 83.6 |
| 1/23/2019 21:42 | 0 | 6.860 | 44.2 | 83.7 |
| 1/23/2019 21:52 | 0 | 6.860 | 44.4 | 84.0 |
| 1/23/2019 22:02 | 0 | 6.860 | 44.8 | 83.9 |
| 1/23/2019 22:12 | 0 | 6.860 | 44.8 | 83.7 |
| 1/23/2019 22:22 | 0 | 6.860 | 44.6 | 83.7 |
| 1/23/2019 22:32 | 0 | 6.860 | 44.6 | 83.7 |
| 1/23/2019 22:42 | 0 | 6.860 | 44.6 | 83.8 |
| 1/23/2019 22:52 | 0 | 6.860 | 44.6 | 83.8 |
| 1/23/2019 23:02 | 0 | 6.860 | 44.6 | 83.9 |
| 1/23/2019 23:12 | 0 | 6.860 | 44.4 | 84.0 |
| 1/23/2019 23:22 | 0 | 6.860 | 44.4 | 84.1 |
| 1/23/2019 23:32 | 0 | 6.860 | 44.4 | 84.3 |
| 1/23/2019 23:42 | 0 | 6.860 | 44.4 | 84.6 |
| 1/23/2019 23:52 | 0 | 6.860 | 44.4 | 84.9 |
| 1/24/2019 0:02 | 0 | 6.860 | 44.4 | 85.0 |
| 1/24/2019 0:12 | 0 | 6.860 | 44.4 | 85.2 |
| 1/24/2019 0:22 | 0 | 6.860 | 44.6 | 85.2 |
| 1/24/2019 0:32 | 0 | 6.860 | 44.6 | 85.3 |
| 1/24/2019 0:42 | 0 | 6.860 | 44.8 | 85.4 |
| 1/24/2019 0:52 | 0 | 6.860 | 44.8 | 85.5 |
| 1/24/2019 1:02 | 0 | 6.860 | 45.0 | 85.5 |
| 1/24/2019 1:12 | 0 | 6.860 | 45.0 | 85.5 |
| 1/24/2019 1:22 | 0 | 6.860 | 45.0 | 85.5 |
| 1/24/2019 1:32 | 0 | 6.860 | 44.8 | 85.6 |
| 1/24/2019 1:42 | 0 | 6.860 | 44.6 | 85.2 |
| 1/24/2019 1:52 | 0 | 6.860 | 44.2 | 84.9 |
| 1/24/2019 2:02 | 0 | 6.860 | 43.9 | 84.5 |
| 1/24/2019 2:12 | 0 | 6.860 | 43.2 | 84.4 |
| 1/24/2019 2:22 | 0 | 6.860 | 42.8 | 84.9 |
| 1/24/2019 2:32 | 0 | 6.860 | 42.4 | 85.1 |
| 1/24/2019 2:42 | 0 | 6.860 | 41.9 | 84.8 |
| 1/24/2019 2:52 | 0 | 6.860 | 41.4 | 84.7 |
| 1/24/2019 3:02 | 0 | 6.860 | 41.0 | 85.4 |
| 1/24/2019 3:12 | 0 | 6.851 | 40.8 | 85.9 |
| 1/24/2019 3:22 | 0 | 6.851 | 40.5 | 86.2 |
| 1/24/2019 3:32 | 0 | 6.851 | 40.5 | 86.8 |
| 1/24/2019 3:42 | 0 | 6.851 | 40.3 | 87.2 |
| 1/24/2019 3:52 | 0 | 6.851 | 40.1 | 87.8 |

## North Monitoring Station

| Time Stamp | $H_2S$ (PPB) | Battery (Volts) | Temperature (°F) | Humidity (%) |
|---|---|---|---|---|
| 1/24/2019 4:02 | 0 | 6.851 | 39.9 | 88.4 |
| 1/24/2019 4:12 | 0 | 6.851 | 39.7 | 88.8 |
| 1/24/2019 4:22 | 0 | 6.851 | 39.7 | 89.3 |
| 1/24/2019 4:32 | 0 | 6.851 | 39.6 | 89.8 |
| 1/24/2019 4:42 | 0 | 6.851 | 39.6 | 90.1 |
| 1/24/2019 4:52 | 0 | 6.851 | 39.4 | 90.5 |
| 1/24/2019 5:02 | 0 | 6.851 | 39.4 | 90.8 |
| 1/24/2019 5:12 | 0 | 6.851 | 39.2 | 91.0 |
| 1/24/2019 5:22 | 0 | 6.851 | 39.0 | 91.4 |
| 1/24/2019 5:32 | 0 | 6.851 | 39.0 | 91.6 |
| 1/24/2019 5:42 | 0 | 6.851 | 38.8 | 91.8 |
| 1/24/2019 5:52 | 0 | 6.851 | 38.7 | 91.9 |
| 1/24/2019 6:02 | 0 | 6.851 | 38.5 | 92.0 |
| 1/24/2019 6:12 | 0 | 6.851 | 38.5 | 92.2 |
| 1/24/2019 6:22 | 0 | 6.851 | 38.3 | 92.4 |
| 1/24/2019 6:32 | 0 | 6.851 | 38.1 | 92.7 |
| 1/24/2019 6:42 | 0 | 6.851 | 38.1 | 92.9 |
| 1/24/2019 6:52 | 0 | 6.851 | 38.1 | 93.1 |
| 1/24/2019 7:02 | 0 | 6.851 | 37.9 | 93.3 |
| 1/24/2019 7:12 | 0 | 6.851 | 37.9 | 93.5 |
| 1/24/2019 7:22 | 0 | 6.851 | 37.8 | 93.8 |
| 1/24/2019 7:32 | 0 | 6.851 | 37.8 | 94.0 |
| 1/24/2019 7:42 | 0 | 6.851 | 37.8 | 94.2 |
| 1/24/2019 7:52 | 0 | 6.851 | 37.6 | 94.4 |
| 1/24/2019 8:02 | 0 | 6.851 | 37.6 | 94.4 |
| 1/24/2019 8:12 | 0 | 6.851 | 37.2 | 94.3 |
| 1/24/2019 8:22 | 0 | 6.851 | 36.9 | 94.1 |
| 1/24/2019 8:32 | 0 | 6.851 | 36.5 | 93.9 |
| 1/24/2019 8:42 | 0 | 6.851 | 36.1 | 93.9 |
| 1/24/2019 8:52 | 0 | 6.842 | 36.0 | 93.8 |
| 1/24/2019 9:02 | 0 | 6.842 | 35.8 | 93.9 |
| 1/24/2019 9:12 | 0 | 6.842 | 35.6 | 94.0 |
| 1/24/2019 9:22 | 0 | 6.842 | 35.6 | 94.2 |
| 1/24/2019 9:32 | 0 | 6.842 | 35.6 | 94.4 |
| 1/24/2019 9:42 | 0 | 6.842 | 35.6 | 94.5 |
| 1/24/2019 9:52 | 0 | 6.842 | 35.8 | 94.7 |
| 1/24/2019 10:02 | 0 | 6.842 | 35.8 | 94.8 |
| 1/24/2019 10:12 | 0 | 6.842 | 36.0 | 94.9 |
| 1/24/2019 10:22 | 0 | 6.842 | 36.0 | 94.8 |
| 1/24/2019 10:32 | 0 | 6.842 | 36.0 | 94.6 |
| 1/24/2019 10:42 | 0 | 6.842 | 35.8 | 94.4 |
| 1/24/2019 10:52 | 0 | 6.842 | 35.6 | 94.2 |
| 1/24/2019 11:02 | 0 | 6.842 | 35.6 | 94.1 |
| 1/24/2019 11:12 | 0 | 6.842 | 35.4 | 93.9 |
| 1/24/2019 11:22 | 0 | 6.842 | 35.6 | 93.7 |
| 1/24/2019 11:32 | 0 | 6.842 | 35.4 | 93.5 |
| 1/24/2019 11:42 | 0 | 6.842 | 35.2 | 93.4 |
| 1/24/2019 11:52 | 0 | 6.842 | 35.1 | 93.2 |
| 1/24/2019 12:02 | 0 | 6.842 | 35.1 | 93.1 |
| 1/24/2019 12:12 | 0 | 6.842 | 34.7 | 92.9 |
| 1/24/2019 12:22 | 0 | 6.842 | 34.5 | 92.8 |
| 1/24/2019 12:32 | 0 | 6.842 | 34.3 | 92.7 |
| 1/24/2019 12:42 | 0 | 6.842 | 34.2 | 92.7 |
| 1/24/2019 13:07 | 0 | 6.833 | 36.0 | 92.1 |
| 1/24/2019 13:17 | 0 | 6.833 | 37.2 | 91.5 |
| 1/24/2019 13:27 | 0 | 6.833 | 36.3 | 90.7 |

## North Monitoring Station

| Time Stamp | $H_2S$ (PPB) | Battery (Volts) | Temperature (°F) | Humidity (%) |
|---|---|---|---|---|
| 1/24/2019 13:37 | 0 | 6.833 | 35.4 | 90.0 |
| 1/24/2019 13:47 | 0 | 6.833 | 34.7 | 89.6 |
| 1/24/2019 13:57 | 0 | 6.833 | 34.2 | 89.3 |
| 1/24/2019 14:07 | 0 | 6.833 | 33.8 | 89.1 |
| 1/24/2019 14:17 | 0 | 6.833 | 33.4 | 89.0 |
| 1/24/2019 14:27 | 0 | 6.833 | 33.1 | 89.1 |
| 1/24/2019 14:37 | 0 | 6.833 | 32.9 | 89.1 |
| 1/24/2019 14:47 | 0 | 6.833 | 32.7 | 89.4 |
| 1/24/2019 14:57 | 0 | 6.833 | 32.5 | 89.7 |
| 1/24/2019 15:07 | 0 | 6.833 | 32.5 | 89.9 |
| 1/24/2019 15:17 | 0 | 6.833 | 32.5 | 90.1 |
| 1/24/2019 15:27 | 0 | 6.833 | 32.4 | 89.9 |
| 1/24/2019 15:37 | 0 | 6.833 | 32.2 | 89.8 |
| 1/24/2019 15:47 | 0 | 6.833 | 32.2 | 89.9 |
| 1/24/2019 15:57 | 0 | 6.833 | 32.0 | 89.7 |
| 1/24/2019 16:07 | 0 | 6.833 | 32.0 | 89.5 |
| 1/24/2019 16:17 | 0 | 6.825 | 31.6 | 89.3 |
| 1/24/2019 16:27 | 0 | 6.833 | 31.5 | 89.1 |
| 1/24/2019 16:37 | 0 | 6.833 | 31.5 | 89.0 |
| 1/24/2019 16:47 | 0 | 6.825 | 31.3 | 88.9 |
| 1/24/2019 16:57 | 0 | 6.833 | 31.1 | 88.8 |
| 1/24/2019 17:07 | 0 | 6.825 | 30.9 | 88.7 |
| 1/24/2019 17:17 | 0 | 6.825 | 30.7 | 88.7 |
| 1/24/2019 17:27 | 0 | 6.825 | 30.7 | 88.8 |
| 1/24/2019 17:37 | 0 | 6.825 | 30.6 | 88.8 |
| 1/24/2019 17:47 | 0 | 6.825 | 30.4 | 88.8 |
| 1/24/2019 17:57 | 0 | 6.825 | 30.4 | 88.9 |
| 1/24/2019 18:07 | 0 | 6.825 | 30.4 | 88.9 |
| 1/24/2019 18:17 | 0 | 6.825 | 30.2 | 88.9 |
| 1/24/2019 18:27 | 0 | 6.825 | 30.2 | 89.0 |
| 1/24/2019 18:37 | 0 | 6.825 | 30.2 | 89.0 |
| 1/24/2019 18:47 | 0 | 6.825 | 30.0 | 88.9 |
| 1/24/2019 18:57 | 0 | 6.825 | 30.0 | 88.9 |
| 1/24/2019 19:07 | 0 | 6.825 | 30.0 | 88.7 |
| 1/24/2019 19:17 | 0 | 6.825 | 30.0 | 88.6 |
| 1/24/2019 19:27 | 0 | 6.825 | 29.8 | 88.5 |
| 1/24/2019 19:37 | 0 | 6.825 | 29.8 | 88.4 |
| 1/24/2019 19:47 | 0 | 6.825 | 29.8 | 88.2 |
| 1/24/2019 19:57 | 0 | 6.825 | 29.8 | 87.9 |
| 1/24/2019 20:07 | 0 | 6.825 | 29.8 | 87.6 |
| 1/24/2019 20:17 | 0 | 6.825 | 29.7 | 87.2 |
| 1/24/2019 20:27 | 0 | 6.825 | 29.7 | 87.0 |
| 1/24/2019 20:37 | 0 | 6.825 | 29.7 | 86.8 |
| 1/24/2019 20:47 | 0 | 6.825 | 29.5 | 86.5 |
| 1/24/2019 20:57 | 0 | 6.825 | 29.5 | 86.2 |
| 1/24/2019 21:07 | 0 | 6.825 | 29.5 | 85.9 |
| 1/24/2019 21:17 | 0 | 6.825 | 29.3 | 85.5 |
| 1/24/2019 21:27 | 0 | 6.825 | 29.3 | 85.2 |
| 1/24/2019 21:37 | 0 | 6.825 | 29.3 | 84.9 |
| 1/24/2019 21:47 | 0 | 6.825 | 29.3 | 84.7 |
| 1/24/2019 21:57 | 0 | 6.825 | 29.3 | 84.4 |
| 1/24/2019 22:07 | 0 | 6.825 | 29.3 | 84.1 |
| 1/24/2019 22:17 | 0 | 6.825 | 29.3 | 83.7 |
| 1/24/2019 22:27 | 0 | 6.825 | 29.1 | 83.4 |
| 1/24/2019 22:37 | 0 | 6.825 | 29.1 | 83.0 |
| 1/24/2019 22:47 | 0 | 6.825 | 29.1 | 82.5 |

## North Monitoring Station

| Time Stamp | $H_2S$ (PPB) | Battery (Volts) | Temperature (°F) | Humidity (%) |
|---|---|---|---|---|
| 1/24/2019 22:57 | 0 | 6.825 | 29.1 | 82.3 |
| 1/24/2019 23:07 | 0 | 6.825 | 29.1 | 82.1 |
| 1/24/2019 23:17 | 0 | 6.825 | 29.1 | 82.0 |
| 1/24/2019 23:27 | 0 | 6.825 | 28.9 | 81.9 |
| 1/24/2019 23:37 | 0 | 6.825 | 28.9 | 81.8 |
| 1/24/2019 23:47 | 0 | 6.825 | 28.9 | 81.8 |
| 1/24/2019 23:57 | 0 | 6.825 | 28.9 | 81.6 |
| 1/25/2019 0:07 | 0 | 6.825 | 28.9 | 81.6 |
| 1/25/2019 0:17 | 0 | 6.825 | 28.9 | 81.5 |
| 1/25/2019 0:27 | 0 | 6.825 | 28.9 | 81.5 |
| 1/25/2019 0:37 | 0 | 6.825 | 28.8 | 81.4 |
| 1/25/2019 0:47 | 0 | 6.825 | 28.8 | 81.5 |
| 1/25/2019 0:57 | 0 | 6.825 | 28.8 | 81.5 |
| 1/25/2019 1:07 | 0 | 6.825 | 28.8 | 81.8 |
| 1/25/2019 1:17 | 0 | 6.825 | 28.6 | 82.1 |
| 1/25/2019 1:27 | 0 | 6.825 | 28.8 | 82.4 |
| 1/25/2019 1:37 | 0 | 6.825 | 28.8 | 82.7 |
| 1/25/2019 1:47 | 0 | 6.825 | 28.8 | 82.9 |
| 1/25/2019 1:57 | 0 | 6.825 | 28.8 | 83.2 |
| 1/25/2019 2:07 | 0 | 6.825 | 28.8 | 83.2 |
| 1/25/2019 2:17 | 0 | 6.825 | 28.9 | 83.0 |
| 1/25/2019 2:27 | 0 | 6.825 | 28.9 | 82.8 |
| 1/25/2019 2:37 | 0 | 6.825 | 28.9 | 82.5 |
| 1/25/2019 2:47 | 0 | 6.825 | 29.1 | 82.3 |
| 1/25/2019 2:57 | 0 | 6.825 | 29.1 | 82.1 |
| 1/25/2019 3:07 | 0 | 6.825 | 29.1 | 81.9 |
| 1/25/2019 3:17 | 0 | 6.825 | 29.1 | 81.7 |
| 1/25/2019 3:27 | 0 | 6.825 | 29.3 | 81.5 |
| 1/25/2019 3:37 | 0 | 6.825 | 29.3 | 80.9 |
| 1/25/2019 3:47 | 0 | 6.825 | 29.3 | 80.4 |
| 1/25/2019 3:57 | 0 | 6.825 | 29.3 | 79.9 |
| 1/25/2019 4:07 | 0 | 6.825 | 29.1 | 79.5 |
| 1/25/2019 4:17 | 0 | 6.825 | 29.1 | 79.1 |
| 1/25/2019 4:27 | 0 | 6.825 | 28.8 | 78.8 |
| 1/25/2019 4:37 | 0 | 6.825 | 28.8 | 78.9 |
| 1/25/2019 4:47 | 0 | 6.825 | 28.6 | 79.2 |
| 1/25/2019 4:57 | 0 | 6.825 | 28.4 | 79.4 |
| 1/25/2019 5:07 | 0 | 6.825 | 28.0 | 79.5 |
| 1/25/2019 5:17 | 0 | 6.825 | 27.9 | 79.8 |
| 1/25/2019 5:27 | 0 | 6.825 | 27.9 | 80.2 |
| 1/25/2019 5:37 | 0 | 6.825 | 27.7 | 80.6 |
| 1/25/2019 5:47 | 0 | 6.825 | 27.5 | 81.0 |
| 1/25/2019 5:57 | 0 | 6.825 | 27.5 | 81.4 |
| 1/25/2019 6:07 | 0 | 6.825 | 27.3 | 81.6 |
| 1/25/2019 6:17 | 0 | 6.825 | 27.1 | 81.5 |
| 1/25/2019 6:27 | 0 | 6.825 | 27.0 | 81.1 |
| 1/25/2019 6:37 | 0 | 6.825 | 26.6 | 80.8 |
| 1/25/2019 6:47 | 0 | 6.825 | 26.2 | 80.6 |
| 1/25/2019 6:57 | 0 | 6.816 | 25.7 | 80.5 |
| 1/25/2019 7:07 | 0 | 6.816 | 25.2 | 80.6 |
| 1/25/2019 7:17 | 0 | 6.816 | 24.8 | 80.7 |
| 1/25/2019 7:27 | 0 | 6.816 | 24.6 | 80.8 |
| 1/25/2019 7:37 | 0 | 6.816 | 24.6 | 81.0 |
| 1/25/2019 7:47 | 0 | 6.816 | 25.0 | 81.3 |
| 1/25/2019 7:57 | 0 | 6.816 | 25.2 | 81.6 |
| 1/25/2019 8:07 | 0 | 6.816 | 25.2 | 81.9 |

## North Monitoring Station

| Time Stamp | $H_2S$ (PPB) | Battery (Volts) | Temperature (°F) | Humidity (%) |
|---|---|---|---|---|
| 1/25/2019 8:17 | 0 | 6.816 | 25.3 | 82.3 |
| 1/25/2019 8:27 | 0 | 6.816 | 25.5 | 82.7 |
| 1/25/2019 8:37 | 0 | 6.816 | 25.7 | 83.2 |
| 1/25/2019 8:47 | 0 | 6.816 | 25.9 | 83.8 |
| 1/25/2019 8:57 | 0 | 6.816 | 26.2 | 84.4 |
| 1/25/2019 9:07 | 0 | 6.816 | 26.6 | 84.7 |
| 1/25/2019 9:17 | 0 | 6.816 | 27.5 | 84.6 |
| 1/25/2019 9:27 | 0 | 6.816 | 28.2 | 84.2 |
| 1/25/2019 9:37 | 0 | 6.816 | 28.6 | 83.8 |
| 1/25/2019 9:47 | 0 | 6.825 | 28.0 | 83.5 |
| 1/25/2019 9:57 | 0 | 6.825 | 27.7 | 83.4 |
| 1/25/2019 10:07 | 0 | 6.825 | 27.7 | 83.2 |
| 1/25/2019 10:17 | 0 | 6.825 | 27.9 | 82.8 |
| 1/25/2019 10:27 | 0 | 6.816 | 28.2 | 82.2 |
| 1/25/2019 10:37 | 0 | 6.816 | 28.6 | 81.8 |
| 1/25/2019 10:47 | 0 | 6.825 | 29.5 | 81.3 |
| 1/25/2019 10:57 | 0 | 6.825 | 29.8 | 79.8 |
| 1/25/2019 11:07 | 0 | 6.825 | 29.8 | 77.8 |
| 1/25/2019 11:17 | 0 | 6.825 | 30.6 | 75.8 |
| 1/25/2019 11:27 | 0 | 6.825 | 32.5 | 73.8 |
| 1/25/2019 11:37 | 0 | 6.825 | 33.4 | 71.5 |
| 1/25/2019 11:47 | 0 | 6.825 | 33.4 | 69.3 |
| 1/25/2019 11:57 | 0 | 6.825 | 32.9 | 67.6 |
| 1/25/2019 12:07 | 0 | 6.825 | 32.4 | 66.3 |
| 1/25/2019 12:17 | 0 | 6.825 | 32.4 | 65.2 |
| 1/25/2019 12:27 | 0 | 6.825 | 32.4 | 64.0 |
| 1/25/2019 12:37 | 0 | 6.825 | 32.2 | 63.0 |
| 1/25/2019 12:47 | 0 | 6.825 | 32.0 | 62.1 |
| 1/25/2019 12:57 | 0 | 6.825 | 32.0 | 61.3 |
| 1/25/2019 13:07 | 0 | 6.825 | 32.0 | 60.6 |
| 1/25/2019 13:17 | 0 | 6.825 | 31.5 | 59.7 |
| 1/25/2019 13:27 | 0 | 6.825 | 30.7 | 59.1 |
| 1/25/2019 13:37 | 0 | 6.825 | 30.2 | 58.5 |
| 1/25/2019 13:47 | 0 | 6.825 | 30.0 | 58.0 |
| 1/25/2019 13:57 | 0 | 6.825 | 30.2 | 57.5 |
| 1/25/2019 14:07 | 0 | 6.825 | 30.4 | 56.9 |
| 1/25/2019 14:17 | 0 | 6.825 | 30.7 | 56.3 |
| 1/25/2019 14:27 | 0 | 6.825 | 31.1 | 55.7 |
| 1/25/2019 14:37 | 0 | 6.825 | 31.6 | 55.0 |
| 1/25/2019 14:47 | 0 | 6.825 | 32.0 | 54.3 |
| 1/25/2019 14:57 | 0 | 6.825 | 32.4 | 53.7 |
| 1/25/2019 15:07 | 0 | 6.825 | 31.8 | 53.2 |
| 1/25/2019 15:17 | 0 | 6.825 | 30.9 | 53.0 |
| 1/25/2019 15:27 | 0 | 6.825 | 29.8 | 53.0 |
| 1/25/2019 15:37 | 0 | 6.825 | 28.9 | 53.1 |
| 1/25/2019 15:47 | 0 | 6.825 | 28.4 | 53.3 |
| 1/25/2019 15:57 | 0 | 6.825 | 28.2 | 53.5 |
| 1/25/2019 16:07 | 0 | 6.825 | 27.7 | 53.7 |
| 1/25/2019 16:17 | 0 | 6.825 | 26.8 | 53.9 |
| 1/25/2019 16:27 | 0 | 6.825 | 25.9 | 54.3 |
| 1/25/2019 16:37 | 0 | 6.816 | 25.0 | 54.9 |
| 1/25/2019 16:47 | 0 | 6.816 | 24.3 | 55.9 |
| 1/25/2019 16:57 | 0 | 6.816 | 23.7 | 57.1 |
| 1/25/2019 17:07 | 0 | 6.816 | 23.2 | 58.5 |
| 1/25/2019 17:17 | 0 | 6.816 | 22.6 | 60.2 |
| 1/25/2019 17:27 | 0 | 6.816 | 22.3 | 61.9 |

## North Monitoring Station

| Time Stamp | $H_2S$ (PPB) | Battery (Volts) | Temperature (°F) | Humidity (%) |
|---|---|---|---|---|
| 1/25/2019 17:37 | 0 | 6.816 | 21.9 | 63.5 |
| 1/25/2019 17:47 | 0 | 6.816 | 21.6 | 65.0 |
| 1/25/2019 17:57 | 0 | 6.816 | 21.2 | 66.2 |
| 1/25/2019 18:07 | 0 | 6.807 | 20.8 | 67.0 |
| 1/25/2019 18:17 | 0 | 6.807 | 20.5 | 67.5 |
| 1/25/2019 18:27 | 0 | 6.807 | 20.3 | 67.8 |
| 1/25/2019 18:37 | 0 | 6.807 | 20.3 | 67.8 |
| 1/25/2019 18:47 | 0 | 6.807 | 20.1 | 67.6 |
| 1/25/2019 18:57 | 0 | 6.807 | 19.9 | 67.3 |
| 1/25/2019 19:07 | 0 | 6.807 | 19.8 | 66.9 |
| 1/25/2019 19:17 | 0 | 6.807 | 19.4 | 66.5 |
| 1/25/2019 19:27 | 0 | 6.807 | 19.0 | 66.2 |
| 1/25/2019 19:37 | 0 | 6.807 | 18.7 | 65.9 |
| 1/25/2019 19:47 | 0 | 6.807 | 18.3 | 65.5 |
| 1/25/2019 19:57 | 0 | 6.807 | 18.1 | 65.3 |
| 1/25/2019 20:07 | 0 | 6.807 | 18.0 | 65.1 |
| 1/25/2019 20:17 | 0 | 6.807 | 17.8 | 64.8 |
| 1/25/2019 20:27 | 0 | 6.807 | 17.6 | 64.5 |
| 1/25/2019 20:37 | 0 | 6.807 | 17.4 | 64.2 |
| 1/25/2019 20:47 | 0 | 6.807 | 17.2 | 64.0 |
| 1/25/2019 20:57 | 0 | 6.807 | 17.1 | 63.9 |
| 1/25/2019 21:07 | 0 | 6.807 | 16.7 | 63.7 |
| 1/25/2019 21:17 | 0 | 6.798 | 16.3 | 63.5 |
| 1/25/2019 21:27 | 0 | 6.798 | 16.2 | 63.5 |
| 1/25/2019 21:37 | 0 | 6.798 | 16.0 | 63.6 |
| 1/25/2019 21:47 | 0 | 6.798 | 15.6 | 63.7 |
| 1/25/2019 21:57 | 0 | 6.798 | 15.6 | 63.9 |
| 1/25/2019 22:07 | 0 | 6.798 | 15.4 | 64.1 |
| 1/25/2019 22:17 | 0 | 6.798 | 15.3 | 64.2 |
| 1/25/2019 22:27 | 0 | 6.798 | 15.3 | 64.3 |
| 1/25/2019 22:37 | 0 | 6.798 | 15.3 | 64.3 |
| 1/25/2019 22:47 | 0 | 6.798 | 15.1 | 64.3 |
| 1/25/2019 22:57 | 0 | 6.798 | 14.9 | 64.3 |
| 1/25/2019 23:07 | 0 | 6.798 | 14.7 | 64.3 |
| 1/25/2019 23:17 | 0 | 6.798 | 14.7 | 64.3 |
| 1/25/2019 23:27 | 0 | 6.798 | 14.5 | 64.4 |
| 1/25/2019 23:37 | 0 | 6.798 | 14.4 | 64.4 |
| 1/25/2019 23:47 | 0 | 6.798 | 14.0 | 64.5 |
| 1/25/2019 23:57 | 0 | 6.798 | 13.6 | 64.5 |
| 1/26/2019 0:07 | 0 | 6.798 | 13.5 | 64.5 |
| 1/26/2019 0:17 | 0 | 6.798 | 12.9 | 64.5 |
| 1/26/2019 0:27 | 0 | 6.798 | 12.6 | 64.6 |
| 1/26/2019 0:37 | 0 | 6.798 | 12.2 | 64.7 |
| 1/26/2019 0:47 | 0 | 6.798 | 11.8 | 64.9 |
| 1/26/2019 0:57 | 0 | 6.798 | 11.5 | 65.0 |
| 1/26/2019 1:07 | 0 | 6.798 | 10.9 | 65.1 |
| 1/26/2019 1:17 | 0 | 6.798 | 10.6 | 65.3 |
| 1/26/2019 1:27 | 0 | 6.798 | 10.0 | 65.6 |
| 1/26/2019 1:37 | 0 | 6.798 | 9.9 | 65.9 |
| 1/26/2019 1:47 | 0 | 6.798 | 9.7 | 66.2 |
| 1/26/2019 1:57 | 0 | 6.798 | 9.5 | 66.5 |
| 1/26/2019 2:07 | 0 | 6.790 | 9.3 | 66.8 |
| 1/26/2019 2:17 | 0 | 6.790 | 9.1 | 67.1 |
| 1/26/2019 2:27 | 0 | 6.790 | 8.8 | 67.3 |
| 1/26/2019 2:37 | 0 | 6.790 | 8.2 | 67.6 |
| 1/26/2019 2:47 | 0 | 6.790 | 7.9 | 67.9 |

## North Monitoring Station

| Time Stamp | $H_2S$ (PPB) | Battery (Volts) | Temperature (°F) | Humidity (%) |
|---|---|---|---|---|
| 1/26/2019 2:57 | 0 | 6.790 | 7.7 | 68.4 |
| 1/26/2019 3:07 | 0 | 6.790 | 7.7 | 68.8 |
| 1/26/2019 3:17 | 0 | 6.781 | 7.7 | 69.2 |
| 1/26/2019 3:27 | 0 | 6.790 | 7.9 | 69.6 |
| 1/26/2019 3:37 | 0 | 6.790 | 8.2 | 69.8 |
| 1/26/2019 3:47 | 0 | 6.790 | 8.4 | 69.9 |
| 1/26/2019 3:57 | 0 | 6.790 | 8.6 | 69.9 |
| 1/26/2019 4:07 | 0 | 6.790 | 8.8 | 70.0 |
| 1/26/2019 4:17 | 0 | 6.790 | 9.1 | 70.1 |
| 1/26/2019 4:27 | 0 | 6.790 | 9.7 | 70.2 |
| 1/26/2019 4:37 | 0 | 6.790 | 10.2 | 70.3 |
| 1/26/2019 4:47 | 0 | 6.790 | 10.8 | 70.4 |
| 1/26/2019 4:57 | 0 | 6.790 | 11.1 | 70.4 |
| 1/26/2019 5:07 | 0 | 6.790 | 11.5 | 70.3 |
| 1/26/2019 5:17 | 0 | 6.798 | 11.7 | 70.2 |
| 1/26/2019 5:27 | 0 | 6.798 | 12.2 | 70.2 |
| 1/26/2019 5:37 | 0 | 6.798 | 12.4 | 70.3 |
| 1/26/2019 5:47 | 0 | 6.798 | 12.7 | 70.5 |
| 1/26/2019 5:57 | 0 | 6.798 | 12.9 | 70.6 |
| 1/26/2019 6:07 | 0 | 6.798 | 13.1 | 70.6 |
| 1/26/2019 6:17 | 0 | 6.798 | 13.3 | 70.6 |
| 1/26/2019 6:27 | 0 | 6.798 | 13.5 | 70.7 |
| 1/26/2019 6:37 | 0 | 6.798 | 13.5 | 70.8 |
| 1/26/2019 6:47 | 0 | 6.798 | 13.5 | 71.1 |
| 1/26/2019 6:57 | 0 | 6.798 | 13.5 | 71.3 |
| 1/26/2019 7:07 | 0 | 6.798 | 13.3 | 71.5 |
| 1/26/2019 7:17 | 0 | 6.798 | 13.1 | 71.7 |
| 1/26/2019 7:27 | 0 | 6.798 | 13.1 | 71.9 |
| 1/26/2019 7:37 | 0 | 6.798 | 12.7 | 71.9 |
| 1/26/2019 7:47 | 0 | 6.798 | 12.6 | 72.0 |
| 1/26/2019 7:57 | 0 | 6.798 | 12.4 | 72.1 |
| 1/26/2019 8:07 | 0 | 6.798 | 12.0 | 72.2 |
| 1/26/2019 8:17 | 0 | 6.798 | 11.8 | 72.3 |
| 1/26/2019 8:27 | 0 | 6.798 | 12.0 | 72.5 |
| 1/26/2019 8:37 | 0 | 6.798 | 13.5 | 72.6 |
| 1/26/2019 8:47 | 0 | 6.798 | 15.4 | 72.5 |
| 1/26/2019 8:57 | 0 | 6.798 | 17.4 | 71.7 |
| 1/26/2019 9:07 | 0 | 6.798 | 19.4 | 70.7 |
| 1/26/2019 9:17 | 0 | 6.807 | 20.8 | 69.4 |
| 1/26/2019 9:27 | 0 | 6.807 | 21.9 | 68.1 |
| 1/26/2019 9:37 | 0 | 6.807 | 23.5 | 66.9 |
| 1/26/2019 9:47 | 0 | 6.807 | 24.6 | 65.7 |
| 1/26/2019 9:57 | 0 | 6.807 | 25.5 | 64.6 |
| 1/26/2019 10:07 | 0 | 6.816 | 26.8 | 63.4 |
| 1/26/2019 10:17 | 0 | 6.816 | 28.4 | 62.2 |
| 1/26/2019 10:27 | 0 | 6.816 | 28.8 | 60.9 |
| 1/26/2019 10:37 | 0 | 6.816 | 29.1 | 59.7 |
| 1/26/2019 10:47 | 0 | 6.816 | 29.1 | 58.6 |
| 1/26/2019 10:57 | 0 | 6.825 | 29.7 | 57.7 |
| 1/26/2019 11:07 | 0 | 6.825 | 30.7 | 56.9 |
| 1/26/2019 11:17 | 0 | 6.825 | 30.9 | 56.0 |
| 1/26/2019 11:27 | 0 | 6.825 | 30.7 | 55.2 |
| 1/26/2019 11:37 | 0 | 6.825 | 29.7 | 54.5 |
| 1/26/2019 11:47 | 0 | 6.825 | 29.7 | 54.0 |
| 1/26/2019 11:57 | 0 | 6.825 | 30.4 | 53.8 |
| 1/26/2019 12:07 | 0 | 6.825 | 30.6 | 53.3 |

## North Monitoring Station

| Time Stamp | $H_2S$ (PPB) | Battery (Volts) | Temperature (°F) | Humidity (%) |
|---|---|---|---|---|
| 1/26/2019 12:17 | 0 | 6.825 | 30.7 | 52.6 |
| 1/26/2019 12:27 | 0 | 6.825 | 30.9 | 52.0 |
| 1/26/2019 12:37 | 0 | 6.825 | 31.3 | 51.5 |
| 1/26/2019 12:47 | 0 | 6.825 | 31.6 | 50.9 |
| 1/26/2019 12:57 | 0 | 6.825 | 32.0 | 50.4 |
| 1/26/2019 13:07 | 0 | 6.825 | 31.5 | 49.8 |
| 1/26/2019 13:17 | 0 | 6.825 | 31.3 | 49.3 |
| 1/26/2019 13:27 | 0 | 6.825 | 31.1 | 49.1 |
| 1/26/2019 13:37 | 0 | 6.825 | 31.1 | 48.9 |
| 1/26/2019 13:47 | 0 | 6.833 | 31.1 | 48.7 |
| 1/26/2019 13:57 | 0 | 6.825 | 31.1 | 48.4 |
| 1/26/2019 14:07 | 0 | 6.825 | 31.3 | 48.1 |
| 1/26/2019 14:17 | 0 | 6.825 | 31.1 | 47.8 |
| 1/26/2019 14:27 | 0 | 6.825 | 31.1 | 47.5 |
| 1/26/2019 14:37 | 0 | 6.825 | 31.5 | 47.4 |
| 1/26/2019 14:47 | 0 | 6.825 | 31.6 | 47.3 |
| 1/26/2019 14:57 | 0 | 6.825 | 31.5 | 46.8 |
| 1/26/2019 15:07 | 0 | 6.833 | 30.9 | 46.5 |
| 1/26/2019 15:17 | 0 | 6.833 | 30.2 | 46.3 |
| 1/26/2019 15:27 | 0 | 6.833 | 29.3 | 46.4 |
| 1/26/2019 15:37 | 0 | 6.833 | 28.6 | 46.6 |
| 1/26/2019 15:47 | 0 | 6.825 | 28.0 | 46.8 |
| 1/26/2019 15:57 | 0 | 6.825 | 27.3 | 47.1 |
| 1/26/2019 16:07 | 0 | 6.825 | 27.0 | 47.5 |
| 1/26/2019 16:17 | 0 | 6.825 | 26.8 | 47.9 |
| 1/26/2019 16:27 | 0 | 6.825 | 26.4 | 48.3 |
| 1/26/2019 16:37 | 0 | 6.825 | 25.9 | 48.6 |
| 1/26/2019 16:47 | 0 | 6.825 | 25.3 | 48.9 |
| 1/26/2019 16:57 | 0 | 6.825 | 24.8 | 49.3 |
| 1/26/2019 17:07 | 0 | 6.825 | 24.3 | 49.7 |
| 1/26/2019 17:17 | 0 | 6.825 | 23.5 | 50.1 |
| 1/26/2019 17:27 | 0 | 6.825 | 23.0 | 50.7 |
| 1/26/2019 17:37 | 0 | 6.816 | 22.5 | 51.3 |
| 1/26/2019 17:47 | 0 | 6.816 | 22.1 | 52.0 |
| 1/26/2019 17:57 | 0 | 6.816 | 21.6 | 52.6 |
| 1/26/2019 18:07 | 0 | 6.816 | 21.2 | 53.2 |
| 1/26/2019 18:17 | 0 | 6.816 | 20.8 | 53.8 |
| 1/26/2019 18:27 | 0 | 6.816 | 20.7 | 54.4 |
| 1/26/2019 18:37 | 0 | 6.816 | 20.5 | 54.9 |
| 1/26/2019 18:47 | 0 | 6.816 | 20.3 | 55.4 |
| 1/26/2019 18:57 | 0 | 6.816 | 20.1 | 56.0 |
| 1/26/2019 19:07 | 0 | 6.816 | 19.8 | 56.3 |
| 1/26/2019 19:17 | 0 | 6.816 | 19.4 | 56.7 |
| 1/26/2019 19:27 | 0 | 6.816 | 19.2 | 57.2 |
| 1/26/2019 19:37 | 0 | 6.807 | 18.9 | 57.9 |
| 1/26/2019 19:47 | 0 | 6.807 | 18.5 | 58.4 |
| 1/26/2019 19:57 | 0 | 6.807 | 18.3 | 58.9 |
| 1/26/2019 20:07 | 0 | 6.807 | 18.0 | 59.5 |
| 1/26/2019 20:17 | 0 | 6.807 | 17.6 | 60.1 |
| 1/26/2019 20:27 | 0 | 6.807 | 17.4 | 60.8 |
| 1/26/2019 20:37 | 0 | 6.807 | 17.4 | 61.4 |
| 1/26/2019 20:47 | 0 | 6.807 | 17.4 | 62.1 |
| 1/26/2019 20:57 | 0 | 6.807 | 17.6 | 62.7 |
| 1/26/2019 21:07 | 0 | 6.807 | 17.8 | 63.3 |
| 1/26/2019 21:17 | 0 | 6.807 | 17.8 | 63.8 |
| 1/26/2019 21:27 | 0 | 6.807 | 17.6 | 64.3 |

## North Monitoring Station

| Time Stamp | $H_2S$ (PPB) | Battery (Volts) | Temperature (°F) | Humidity (%) |
|---|---|---|---|---|
| 1/26/2019 21:37 | 0 | 6.807 | 17.4 | 64.7 |
| 1/26/2019 21:47 | 0 | 6.807 | 17.2 | 65.2 |
| 1/26/2019 21:57 | 0 | 6.807 | 17.1 | 65.6 |
| 1/26/2019 22:07 | 0 | 6.807 | 16.7 | 66.1 |
| 1/26/2019 22:17 | 0 | 6.807 | 16.5 | 66.5 |
| 1/26/2019 22:27 | 0 | 6.807 | 16.3 | 67.2 |
| 1/26/2019 22:37 | 0 | 6.807 | 16.5 | 67.9 |
| 1/26/2019 22:47 | 0 | 6.807 | 16.7 | 68.5 |
| 1/26/2019 22:57 | 0 | 6.807 | 16.9 | 69.1 |
| 1/26/2019 23:07 | 0 | 6.807 | 16.9 | 69.5 |
| 1/26/2019 23:17 | 0 | 6.807 | 16.9 | 70.0 |
| 1/26/2019 23:27 | 0 | 6.807 | 16.9 | 70.4 |
| 1/26/2019 23:37 | 0 | 6.807 | 16.7 | 70.9 |
| 1/26/2019 23:47 | 0 | 6.798 | 16.5 | 71.4 |
| 1/26/2019 23:57 | 0 | 6.807 | 16.3 | 71.9 |
| 1/27/2019 0:07 | 0 | 6.807 | 16.5 | 72.4 |
| 1/27/2019 0:17 | 0 | 6.807 | 16.7 | 73.0 |
| 1/27/2019 0:27 | 0 | 6.807 | 16.9 | 73.5 |
| 1/27/2019 0:37 | 0 | 6.807 | 17.2 | 74.0 |
| 1/27/2019 0:47 | 0 | 6.807 | 17.6 | 74.4 |
| 1/27/2019 0:57 | 0 | 6.807 | 18.0 | 74.7 |
| 1/27/2019 1:07 | 0 | 6.807 | 18.1 | 75.0 |
| 1/27/2019 1:17 | 0 | 6.807 | 18.5 | 75.3 |
| 1/27/2019 1:27 | 0 | 6.807 | 18.9 | 75.4 |
| 1/27/2019 1:37 | 0 | 6.807 | 19.2 | 75.4 |
| 1/27/2019 1:47 | 0 | 6.807 | 19.6 | 75.4 |
| 1/27/2019 1:57 | 0 | 6.807 | 19.9 | 75.4 |
| 1/27/2019 2:07 | 0 | 6.807 | 20.3 | 75.4 |
| 1/27/2019 2:17 | 0 | 6.807 | 20.7 | 75.5 |
| 1/27/2019 2:27 | 0 | 6.807 | 20.8 | 75.6 |
| 1/27/2019 2:37 | 0 | 6.816 | 21.2 | 75.6 |
| 1/27/2019 2:47 | 0 | 6.816 | 21.4 | 75.6 |
| 1/27/2019 2:57 | 0 | 6.816 | 21.6 | 75.6 |
| 1/27/2019 3:07 | 0 | 6.816 | 21.9 | 75.6 |
| 1/27/2019 3:17 | 0 | 6.816 | 22.1 | 75.6 |
| 1/27/2019 3:27 | 0 | 6.816 | 22.5 | 75.7 |
| 1/27/2019 3:37 | 0 | 6.816 | 22.8 | 75.6 |
| 1/27/2019 3:47 | 0 | 6.816 | 23.0 | 75.5 |
| 1/27/2019 3:57 | 0 | 6.816 | 23.2 | 75.4 |
| 1/27/2019 4:07 | 0 | 6.816 | 23.4 | 75.2 |
| 1/27/2019 4:17 | 0 | 6.816 | 23.7 | 75.0 |
| 1/27/2019 4:27 | 0 | 6.816 | 23.9 | 74.9 |
| 1/27/2019 4:37 | 0 | 6.816 | 24.1 | 74.8 |
| 1/27/2019 4:47 | 0 | 6.816 | 24.3 | 74.7 |
| 1/27/2019 4:57 | 0 | 6.816 | 24.4 | 74.8 |
| 1/27/2019 5:07 | 0 | 6.816 | 24.8 | 75.1 |
| 1/27/2019 5:17 | 0 | 6.825 | 25.3 | 75.6 |
| 1/27/2019 5:27 | 0 | 6.825 | 26.1 | 76.1 |
| 1/27/2019 5:37 | 0 | 6.825 | 26.6 | 76.5 |
| 1/27/2019 5:47 | 0 | 6.825 | 27.3 | 76.6 |
| 1/27/2019 5:57 | 0 | 6.825 | 28.0 | 76.7 |
| 1/27/2019 6:07 | 0 | 6.825 | 28.4 | 76.8 |
| 1/27/2019 6:17 | 0 | 6.825 | 28.8 | 77.0 |
| 1/27/2019 6:27 | 0 | 6.825 | 29.1 | 77.2 |
| 1/27/2019 6:37 | 0 | 6.825 | 29.3 | 77.4 |
| 1/27/2019 6:47 | 0 | 6.825 | 29.5 | 77.4 |

## North Monitoring Station

| Time Stamp | $H_2S$ (PPB) | Battery (Volts) | Temperature (°F) | Humidity (%) |
|---|---|---|---|---|
| 1/27/2019 6:57 | 0 | 6.825 | 29.8 | 77.4 |
| 1/27/2019 7:07 | 0 | 6.833 | 30.2 | 77.3 |
| 1/27/2019 7:17 | 0 | 6.833 | 30.4 | 77.4 |
| 1/27/2019 7:27 | 0 | 6.833 | 30.6 | 77.5 |
| 1/27/2019 7:37 | 0 | 6.833 | 30.7 | 77.5 |
| 1/27/2019 7:47 | 0 | 6.833 | 30.9 | 77.5 |
| 1/27/2019 7:57 | 0 | 6.833 | 30.9 | 78.0 |
| 1/27/2019 8:07 | 0 | 6.833 | 30.7 | 78.8 |
| 1/27/2019 8:17 | 0 | 6.833 | 30.7 | 79.8 |
| 1/27/2019 8:27 | 0 | 6.833 | 30.7 | 80.2 |
| 1/27/2019 8:37 | 0 | 6.833 | 30.9 | 79.3 |
| 1/27/2019 8:47 | 0 | 6.833 | 31.1 | 77.6 |
| 1/27/2019 8:57 | 0 | 6.833 | 31.1 | 76.1 |
| 1/27/2019 9:07 | 0 | 6.833 | 31.3 | 74.9 |
| 1/27/2019 9:17 | 0 | 6.833 | 31.8 | 74.1 |
| 1/27/2019 9:27 | 0 | 6.833 | 32.5 | 73.5 |
| 1/27/2019 9:37 | 0 | 6.833 | 32.9 | 72.7 |
| 1/27/2019 9:47 | 0 | 6.833 | 33.4 | 71.9 |
| 1/27/2019 9:57 | 0 | 6.833 | 34.3 | 70.9 |
| 1/27/2019 10:07 | 0 | 6.833 | 35.1 | 70.1 |
| 1/27/2019 10:17 | 0 | 6.833 | 34.9 | 69.2 |
| 1/27/2019 10:27 | 0 | 6.833 | 33.8 | 68.2 |
| 1/27/2019 10:37 | 0 | 6.833 | 33.3 | 67.7 |
| 1/27/2019 10:47 | 0 | 6.833 | 35.2 | 67.1 |
| 1/27/2019 10:57 | 0 | 6.833 | 36.0 | 65.9 |
| 1/27/2019 11:07 | 0 | 6.833 | 36.3 | 64.6 |
| 1/27/2019 11:17 | 0 | 6.833 | 36.7 | 63.5 |
| 1/27/2019 11:27 | 0 | 6.833 | 38.8 | 62.1 |
| 1/27/2019 11:37 | 0 | 6.833 | 40.3 | 60.4 |
| 1/27/2019 11:47 | 0 | 6.833 | 39.9 | 58.7 |
| 1/27/2019 11:57 | 0 | 6.833 | 39.0 | 57.6 |
| 1/27/2019 12:07 | 0 | 6.842 | 37.4 | 57.2 |
| 1/27/2019 12:17 | 0 | 6.833 | 35.8 | 57.4 |
| 1/27/2019 12:27 | 0 | 6.833 | 34.7 | 57.9 |
| 1/27/2019 12:37 | 0 | 6.833 | 34.0 | 58.2 |
| 1/27/2019 12:47 | 0 | 6.833 | 33.4 | 57.9 |
| 1/27/2019 12:57 | 0 | 6.833 | 33.6 | 57.7 |
| 1/27/2019 13:07 | 0 | 6.833 | 34.0 | 57.0 |
| 1/27/2019 13:17 | 0 | 6.833 | 34.0 | 56.1 |
| 1/27/2019 13:27 | 0 | 6.833 | 33.6 | 55.3 |
| 1/27/2019 13:37 | 0 | 6.833 | 33.6 | 54.8 |
| 1/27/2019 13:47 | 0 | 6.833 | 33.3 | 54.2 |
| 1/27/2019 13:57 | 0 | 6.833 | 32.7 | 53.5 |
| 1/27/2019 14:07 | 0 | 6.833 | 32.5 | 53.1 |
| 1/27/2019 14:17 | 0 | 6.833 | 32.9 | 52.8 |
| 1/27/2019 14:27 | 0 | 6.833 | 33.3 | 52.4 |
| 1/27/2019 14:37 | 0 | 6.833 | 33.6 | 51.8 |
| 1/27/2019 14:47 | 0 | 6.833 | 33.3 | 51.1 |
| 1/27/2019 14:57 | 0 | 6.833 | 32.4 | 50.5 |
| 1/27/2019 15:07 | 0 | 6.833 | 31.3 | 50.1 |
| 1/27/2019 15:17 | 0 | 6.833 | 30.6 | 50.0 |
| 1/27/2019 15:27 | 0 | 6.825 | 30.2 | 50.1 |
| 1/27/2019 15:37 | 0 | 6.825 | 29.7 | 50.0 |
| 1/27/2019 15:47 | 0 | 6.825 | 28.9 | 49.8 |
| 1/27/2019 15:57 | 0 | 6.825 | 28.6 | 50.0 |
| 1/27/2019 16:07 | 0 | 6.825 | 28.2 | 50.1 |

## North Monitoring Station

| Time Stamp | $H_2S$ (PPB) | Battery (Volts) | Temperature (°F) | Humidity (%) |
|---|---|---|---|---|
| 1/27/2019 16:17 | 0 | 6.825 | 27.7 | 50.2 |
| 1/27/2019 16:27 | 0 | 6.825 | 26.8 | 50.4 |
| 1/27/2019 16:37 | 0 | 6.825 | 25.9 | 50.6 |
| 1/27/2019 16:47 | 0 | 6.825 | 24.8 | 50.8 |
| 1/27/2019 16:57 | 0 | 6.825 | 23.9 | 51.3 |
| 1/27/2019 17:07 | 0 | 6.816 | 23.2 | 51.9 |
| 1/27/2019 17:17 | 0 | 6.816 | 22.5 | 52.6 |
| 1/27/2019 17:27 | 0 | 6.816 | 21.9 | 53.2 |
| 1/27/2019 17:37 | 0 | 6.816 | 21.2 | 53.8 |
| 1/27/2019 17:47 | 0 | 6.816 | 20.7 | 54.5 |
| 1/27/2019 17:57 | 0 | 6.816 | 20.3 | 55.3 |
| 1/27/2019 18:07 | 0 | 6.807 | 19.8 | 56.1 |
| 1/27/2019 18:17 | 0 | 6.807 | 19.4 | 57.0 |
| 1/27/2019 18:27 | 0 | 6.807 | 19.0 | 57.9 |
| 1/27/2019 18:37 | 0 | 6.807 | 18.5 | 58.6 |
| 1/27/2019 18:47 | 0 | 6.807 | 17.8 | 59.1 |
| 1/27/2019 18:57 | 0 | 6.807 | 17.1 | 59.8 |
| 1/27/2019 19:07 | 0 | 6.807 | 16.2 | 60.5 |
| 1/27/2019 19:17 | 0 | 6.798 | 15.3 | 61.2 |
| 1/27/2019 19:27 | 0 | 6.798 | 14.5 | 61.9 |
| 1/27/2019 19:37 | 0 | 6.798 | 13.8 | 62.4 |
| 1/27/2019 19:47 | 0 | 6.798 | 13.1 | 63.0 |
| 1/27/2019 19:57 | 0 | 6.798 | 12.6 | 63.6 |
| 1/27/2019 20:07 | 0 | 6.798 | 12.4 | 64.3 |
| 1/27/2019 20:17 | 0 | 6.798 | 12.0 | 65.0 |
| 1/27/2019 20:27 | 0 | 6.798 | 11.7 | 65.5 |
| 1/27/2019 20:37 | 0 | 6.798 | 11.5 | 66.1 |
| 1/27/2019 20:47 | 0 | 6.790 | 11.7 | 66.9 |
| 1/27/2019 20:57 | 0 | 6.790 | 11.8 | 67.6 |
| 1/27/2019 21:07 | 0 | 6.790 | 12.4 | 68.2 |
| 1/27/2019 21:17 | 0 | 6.790 | 12.7 | 68.6 |
| 1/27/2019 21:27 | 0 | 6.790 | 13.1 | 68.8 |
| 1/27/2019 21:37 | 0 | 6.798 | 13.5 | 68.7 |
| 1/27/2019 21:47 | 0 | 6.798 | 13.8 | 68.3 |
| 1/27/2019 21:57 | 0 | 6.798 | 14.2 | 67.9 |
| 1/27/2019 22:07 | 0 | 6.798 | 14.2 | 67.5 |
| 1/27/2019 22:17 | 0 | 6.798 | 14.2 | 67.1 |
| 1/27/2019 22:27 | 0 | 6.798 | 14.4 | 66.7 |
| 1/27/2019 22:37 | 0 | 6.798 | 14.4 | 66.5 |
| 1/27/2019 22:47 | 0 | 6.798 | 14.4 | 66.2 |
| 1/27/2019 22:57 | 0 | 6.798 | 14.4 | 66.0 |
| 1/27/2019 23:07 | 0 | 6.798 | 14.4 | 65.8 |
| 1/27/2019 23:17 | 0 | 6.798 | 14.4 | 65.7 |
| 1/27/2019 23:27 | 0 | 6.798 | 14.4 | 65.7 |
| 1/27/2019 23:37 | 0 | 6.798 | 14.4 | 65.7 |
| 1/27/2019 23:47 | 0 | 6.798 | 14.5 | 65.7 |
| 1/27/2019 23:57 | 0 | 6.798 | 14.5 | 65.7 |
| 1/28/2019 0:07 | 0 | 6.798 | 14.5 | 65.8 |
| 1/28/2019 0:17 | 0 | 6.798 | 14.5 | 65.7 |
| 1/28/2019 0:27 | 0 | 6.798 | 14.5 | 65.7 |
| 1/28/2019 0:37 | 0 | 6.798 | 14.5 | 65.6 |
| 1/28/2019 0:47 | 0 | 6.798 | 14.5 | 65.5 |
| 1/28/2019 0:57 | 0 | 6.798 | 14.5 | 65.4 |
| 1/28/2019 1:07 | 0 | 6.798 | 14.4 | 65.4 |
| 1/28/2019 1:17 | 0 | 6.798 | 14.2 | 65.5 |
| 1/28/2019 1:27 | 0 | 6.798 | 14.2 | 65.5 |

## North Monitoring Station

| Time Stamp | $H_2S$ (PPB) | Battery (Volts) | Temperature (°F) | Humidity (%) |
|---|---|---|---|---|
| 1/28/2019 1:37 | 0 | 6.798 | 14.0 | 65.6 |
| 1/28/2019 1:47 | 0 | 6.798 | 13.8 | 65.7 |
| 1/28/2019 1:57 | 0 | 6.798 | 13.6 | 66.0 |
| 1/28/2019 2:07 | 0 | 6.798 | 13.6 | 66.2 |
| 1/28/2019 2:17 | 0 | 6.798 | 13.5 | 66.3 |
| 1/28/2019 2:27 | 0 | 6.798 | 13.3 | 66.5 |
| 1/28/2019 2:37 | 0 | 6.798 | 13.1 | 66.5 |
| 1/28/2019 2:47 | 0 | 6.798 | 12.7 | 66.6 |
| 1/28/2019 2:57 | 0 | 6.798 | 12.4 | 66.8 |
| 1/28/2019 3:07 | 0 | 6.798 | 12.2 | 67.0 |
| 1/28/2019 3:17 | 0 | 6.798 | 12.0 | 67.2 |
| 1/28/2019 3:27 | 0 | 6.798 | 11.8 | 67.5 |
| 1/28/2019 3:37 | 0 | 6.790 | 11.7 | 67.8 |
| 1/28/2019 3:47 | 0 | 6.790 | 11.7 | 68.0 |
| 1/28/2019 3:57 | 0 | 6.790 | 11.8 | 68.3 |
| 1/28/2019 4:07 | 0 | 6.790 | 11.8 | 68.6 |
| 1/28/2019 4:17 | 0 | 6.790 | 11.8 | 68.9 |
| 1/28/2019 4:27 | 0 | 6.790 | 12.0 | 69.0 |
| 1/28/2019 4:37 | 0 | 6.790 | 12.0 | 69.1 |
| 1/28/2019 4:47 | 0 | 6.790 | 12.0 | 69.3 |
| 1/28/2019 4:57 | 0 | 6.790 | 11.8 | 69.3 |
| 1/28/2019 5:07 | 0 | 6.790 | 11.7 | 69.4 |
| 1/28/2019 5:17 | 0 | 6.790 | 11.5 | 69.6 |
| 1/28/2019 5:27 | 0 | 6.790 | 11.3 | 69.8 |
| 1/28/2019 5:37 | 0 | 6.790 | 11.3 | 70.0 |
| 1/28/2019 5:47 | 0 | 6.790 | 11.3 | 70.2 |
| 1/28/2019 5:57 | 0 | 6.790 | 11.3 | 70.4 |
| 1/28/2019 6:07 | 0 | 6.790 | 11.5 | 70.6 |
| 1/28/2019 6:17 | 0 | 6.790 | 11.5 | 70.8 |
| 1/28/2019 6:27 | 0 | 6.790 | 11.5 | 71.0 |
| 1/28/2019 6:37 | 0 | 6.790 | 11.7 | 71.3 |
| 1/28/2019 6:47 | 0 | 6.790 | 11.8 | 71.8 |
| 1/28/2019 6:57 | 0 | 6.790 | 12.0 | 72.5 |
| 1/28/2019 7:07 | 0 | 6.790 | 12.2 | 73.2 |
| 1/28/2019 7:17 | 0 | 6.790 | 12.2 | 73.8 |
| 1/28/2019 7:27 | 0 | 6.790 | 12.2 | 74.3 |
| 1/28/2019 7:37 | 0 | 6.790 | 12.2 | 74.8 |
| 1/28/2019 7:47 | 0 | 6.790 | 12.2 | 75.1 |
| 1/28/2019 7:57 | 0 | 6.790 | 12.4 | 75.4 |
| 1/28/2019 8:07 | 0 | 6.790 | 12.4 | 75.5 |
| 1/28/2019 8:17 | 0 | 6.790 | 12.9 | 75.6 |
| 1/28/2019 8:27 | 0 | 6.790 | 13.6 | 75.6 |
| 1/28/2019 8:37 | 0 | 6.798 | 14.2 | 75.3 |
| 1/28/2019 8:47 | 0 | 6.798 | 14.2 | 75.0 |
| 1/28/2019 8:57 | 0 | 6.798 | 14.9 | 74.8 |
| 1/28/2019 9:07 | 0 | 6.798 | 15.6 | 74.6 |
| 1/28/2019 9:17 | 0 | 6.798 | 16.0 | 74.2 |
| 1/28/2019 9:27 | 0 | 6.798 | 16.3 | 73.9 |
| 1/28/2019 9:37 | 0 | 6.798 | 16.9 | 73.5 |
| 1/28/2019 9:47 | 0 | 6.798 | 17.2 | 73.2 |
| 1/28/2019 9:57 | 0 | 6.798 | 17.4 | 72.8 |
| 1/28/2019 10:07 | 0 | 6.798 | 17.8 | 72.5 |
| 1/28/2019 10:17 | 0 | 6.798 | 18.0 | 72.1 |
| 1/28/2019 10:27 | 0 | 6.798 | 18.1 | 71.6 |
| 1/28/2019 10:37 | 0 | 6.798 | 18.5 | 71.2 |
| 1/28/2019 10:47 | 0 | 6.798 | 18.7 | 70.6 |

## North Monitoring Station

| Time Stamp | $H_2S$ (PPB) | Battery (Volts) | Temperature (°F) | Humidity (%) |
|---|---|---|---|---|
| 1/28/2019 10:57 | 0 | 6.798 | 19.6 | 69.9 |
| 1/28/2019 11:07 | 0 | 6.807 | 21.2 | 69.0 |
| 1/28/2019 11:17 | 0 | 6.807 | 22.3 | 67.9 |
| 1/28/2019 11:27 | 0 | 6.807 | 23.4 | 66.6 |
| 1/28/2019 11:37 | 0 | 6.807 | 24.3 | 65.3 |
| 1/28/2019 11:47 | 0 | 6.807 | 24.8 | 64.0 |
| 1/28/2019 11:57 | 0 | 6.807 | 24.8 | 62.8 |
| 1/28/2019 12:07 | 0 | 6.807 | 24.4 | 61.8 |
| 1/28/2019 12:17 | 0 | 6.807 | 24.3 | 61.0 |
| 1/28/2019 12:27 | 0 | 6.807 | 24.1 | 60.2 |
| 1/28/2019 12:37 | 0 | 6.807 | 24.1 | 59.5 |
| 1/28/2019 12:47 | 0 | 6.807 | 24.3 | 58.9 |
| 1/28/2019 12:57 | 0 | 6.807 | 24.4 | 58.4 |
| 1/28/2019 13:07 | 0 | 6.807 | 24.3 | 57.9 |
| 1/28/2019 13:17 | 0 | 6.807 | 24.3 | 57.4 |
| 1/28/2019 13:27 | 0 | 6.807 | 23.9 | 56.9 |
| 1/28/2019 13:37 | 0 | 6.807 | 23.5 | 56.6 |
| 1/28/2019 13:47 | 0 | 6.807 | 23.0 | 56.4 |
| 1/28/2019 13:57 | 0 | 6.807 | 22.6 | 56.3 |
| 1/28/2019 14:07 | 0 | 6.807 | 22.1 | 56.4 |
| 1/28/2019 14:17 | 0 | 6.807 | 21.7 | 56.6 |
| 1/28/2019 14:27 | 0 | 6.807 | 21.6 | 56.7 |
| 1/28/2019 14:37 | 0 | 6.807 | 21.6 | 56.9 |
| 1/28/2019 14:47 | 0 | 6.807 | 21.2 | 57.0 |
| 1/28/2019 14:57 | 0 | 6.807 | 21.2 | 57.1 |
| 1/28/2019 15:07 | 0 | 6.807 | 21.6 | 57.1 |
| 1/28/2019 15:17 | 0 | 6.807 | 21.4 | 57.0 |
| 1/28/2019 15:27 | 0 | 6.807 | 21.2 | 57.0 |
| 1/28/2019 15:37 | 0 | 6.807 | 21.2 | 57.0 |
| 1/28/2019 15:47 | 0 | 6.807 | 21.4 | 57.0 |
| 1/28/2019 15:57 | 0 | 6.807 | 21.4 | 57.0 |
| 1/28/2019 16:07 | 0 | 6.807 | 21.0 | 56.9 |
| 1/28/2019 16:17 | 0 | 6.807 | 20.7 | 57.0 |
| 1/28/2019 16:27 | 0 | 6.807 | 20.1 | 57.1 |
| 1/28/2019 16:37 | 0 | 6.807 | 19.8 | 57.4 |
| 1/28/2019 16:47 | 0 | 6.807 | 19.4 | 57.8 |
| 1/28/2019 16:57 | 0 | 6.807 | 19.0 | 58.1 |
| 1/28/2019 17:07 | 0 | 6.807 | 18.7 | 58.4 |
| 1/28/2019 17:17 | 0 | 6.807 | 18.5 | 58.6 |
| 1/28/2019 17:27 | 0 | 6.807 | 18.1 | 58.9 |
| 1/28/2019 17:37 | 0 | 6.807 | 18.0 | 59.2 |
| 1/28/2019 17:47 | 0 | 6.807 | 17.8 | 59.5 |
| 1/28/2019 17:57 | 0 | 6.807 | 17.4 | 59.7 |
| 1/28/2019 18:07 | 0 | 6.807 | 17.4 | 60.0 |
| 1/28/2019 18:17 | 0 | 6.807 | 17.2 | 60.3 |
| 1/28/2019 18:27 | 0 | 6.807 | 17.2 | 60.6 |
| 1/28/2019 18:37 | 0 | 6.807 | 17.2 | 60.8 |
| 1/28/2019 18:47 | 0 | 6.807 | 17.1 | 61.0 |
| 1/28/2019 18:57 | 0 | 6.807 | 17.1 | 61.2 |
| 1/28/2019 19:07 | 0 | 6.807 | 17.1 | 61.4 |
| 1/28/2019 19:17 | 0 | 6.807 | 16.9 | 61.6 |
| 1/28/2019 19:27 | 0 | 6.807 | 16.9 | 61.8 |
| 1/28/2019 19:37 | 0 | 6.807 | 17.1 | 62.1 |
| 1/28/2019 19:47 | 0 | 6.807 | 17.1 | 62.4 |
| 1/28/2019 19:57 | 0 | 6.807 | 17.2 | 62.5 |
| 1/28/2019 20:07 | 0 | 6.807 | 17.6 | 62.7 |

## North Monitoring Station

| Time Stamp | $H_2S$ (PPB) | Battery (Volts) | Temperature (°F) | Humidity (%) |
|---|---|---|---|---|
| 1/28/2019 20:17 | 0 | 6.807 | 17.8 | 63.0 |
| 1/28/2019 20:27 | 0 | 6.807 | 18.1 | 63.2 |
| 1/28/2019 20:37 | 0 | 6.807 | 18.3 | 63.5 |
| 1/28/2019 20:47 | 0 | 6.807 | 18.7 | 63.8 |
| 1/28/2019 20:57 | 0 | 6.807 | 19.0 | 64.0 |
| 1/28/2019 21:07 | 0 | 6.807 | 19.6 | 64.3 |
| 1/28/2019 21:17 | 0 | 6.807 | 20.1 | 64.5 |
| 1/28/2019 21:27 | 0 | 6.807 | 20.8 | 64.5 |
| 1/28/2019 21:37 | 0 | 6.816 | 21.6 | 64.3 |
| 1/28/2019 21:47 | 0 | 6.816 | 22.1 | 64.0 |
| 1/28/2019 21:57 | 0 | 6.816 | 22.8 | 63.7 |
| 1/28/2019 22:07 | 0 | 6.816 | 23.4 | 63.4 |
| 1/28/2019 22:17 | 0 | 6.816 | 23.7 | 63.0 |
| 1/28/2019 22:27 | 0 | 6.816 | 24.3 | 62.7 |
| 1/28/2019 22:37 | 0 | 6.816 | 24.8 | 62.4 |
| 1/28/2019 22:47 | 0 | 6.825 | 25.5 | 62.0 |
| 1/28/2019 22:57 | 0 | 6.825 | 26.1 | 61.7 |
| 1/28/2019 23:07 | 0 | 6.825 | 26.6 | 61.3 |
| 1/28/2019 23:17 | 0 | 6.825 | 27.0 | 60.9 |
| 1/28/2019 23:27 | 0 | 6.825 | 27.3 | 60.5 |
| 1/28/2019 23:37 | 0 | 6.825 | 27.9 | 60.3 |
| 1/28/2019 23:47 | 0 | 6.825 | 28.0 | 60.1 |
| 1/28/2019 23:57 | 0 | 6.825 | 28.4 | 59.9 |
| 1/29/2019 0:07 | 0 | 6.825 | 28.8 | 59.9 |
| 1/29/2019 0:17 | 0 | 6.825 | 29.1 | 59.8 |
| 1/29/2019 0:27 | 0 | 6.833 | 29.5 | 59.7 |
| 1/29/2019 0:37 | 0 | 6.833 | 29.7 | 59.6 |
| 1/29/2019 0:47 | 0 | 6.833 | 29.8 | 59.4 |
| 1/29/2019 0:57 | 0 | 6.833 | 30.0 | 59.4 |
| 1/29/2019 1:07 | 0 | 6.833 | 30.4 | 59.4 |
| 1/29/2019 1:17 | 0 | 6.833 | 30.6 | 59.3 |
| 1/29/2019 1:27 | 0 | 6.833 | 30.7 | 59.2 |
| 1/29/2019 1:37 | 0 | 6.833 | 30.7 | 59.2 |
| 1/29/2019 1:47 | 0 | 6.833 | 30.9 | 59.2 |
| 1/29/2019 1:57 | 0 | 6.833 | 30.9 | 59.1 |
| 1/29/2019 2:07 | 0 | 6.833 | 31.1 | 59.2 |
| 1/29/2019 2:17 | 0 | 6.833 | 31.1 | 59.2 |
| 1/29/2019 2:27 | 0 | 6.833 | 31.3 | 59.4 |
| 1/29/2019 2:37 | 0 | 6.833 | 31.5 | 59.7 |
| 1/29/2019 2:47 | 0 | 6.833 | 31.6 | 60.1 |
| 1/29/2019 2:57 | 0 | 6.833 | 31.8 | 60.6 |
| 1/29/2019 3:07 | 0 | 6.833 | 32.0 | 61.0 |
| 1/29/2019 3:17 | 0 | 6.833 | 32.2 | 61.6 |
| 1/29/2019 3:27 | 0 | 6.833 | 32.4 | 62.2 |
| 1/29/2019 3:37 | 0 | 6.833 | 32.5 | 62.9 |
| 1/29/2019 3:47 | 0 | 6.833 | 32.7 | 63.5 |
| 1/29/2019 3:57 | 0 | 6.833 | 32.7 | 64.1 |
| 1/29/2019 4:07 | 0 | 6.833 | 32.7 | 64.6 |
| 1/29/2019 4:17 | 0 | 6.833 | 32.7 | 64.9 |
| 1/29/2019 4:27 | 0 | 6.833 | 32.7 | 65.3 |
| 1/29/2019 4:37 | 0 | 6.833 | 32.9 | 65.7 |
| 1/29/2019 4:47 | 0 | 6.833 | 32.9 | 66.0 |
| 1/29/2019 4:57 | 0 | 6.833 | 32.7 | 66.3 |
| 1/29/2019 5:07 | 0 | 6.833 | 32.5 | 66.6 |
| 1/29/2019 5:17 | 0 | 6.833 | 32.5 | 66.9 |
| 1/29/2019 5:27 | 0 | 6.833 | 32.4 | 67.2 |

## North Monitoring Station

| Time Stamp | $H_2S$ (PPB) | Battery (Volts) | Temperature (°F) | Humidity (%) |
|---|---|---|---|---|
| 1/29/2019 5:37 | 0 | 6.833 | 32.2 | 67.6 |
| 1/29/2019 5:47 | 0 | 6.833 | 32.2 | 68.0 |
| 1/29/2019 5:57 | 0 | 6.833 | 32.0 | 68.2 |
| 1/29/2019 6:07 | 0 | 6.833 | 31.8 | 68.4 |
| 1/29/2019 6:17 | 0 | 6.833 | 31.5 | 68.7 |
| 1/29/2019 6:27 | 0 | 6.833 | 31.1 | 69.1 |
| 1/29/2019 6:37 | 0 | 6.833 | 30.7 | 69.4 |
| 1/29/2019 6:47 | 0 | 6.833 | 30.6 | 69.8 |
| 1/29/2019 6:57 | 0 | 6.833 | 30.4 | 70.3 |
| 1/29/2019 7:07 | 0 | 6.833 | 30.4 | 70.7 |
| 1/29/2019 7:17 | 0 | 6.833 | 30.4 | 71.1 |
| 1/29/2019 7:27 | 0 | 6.833 | 30.6 | 71.3 |
| 1/29/2019 7:37 | 0 | 6.833 | 30.7 | 71.5 |
| 1/29/2019 7:47 | 0 | 6.833 | 30.7 | 71.6 |
| 1/29/2019 7:57 | 0 | 6.833 | 30.9 | 71.7 |
| 1/29/2019 8:07 | 0 | 6.833 | 30.9 | 71.8 |
| 1/29/2019 8:17 | 0 | 6.833 | 30.9 | 71.9 |
| 1/29/2019 8:27 | 0 | 6.833 | 30.9 | 72.0 |
| 1/29/2019 8:37 | 0 | 6.833 | 30.9 | 72.7 |
| 1/29/2019 8:47 | 0 | 6.833 | 30.9 | 73.4 |
| 1/29/2019 8:57 | 0 | 6.833 | 30.9 | 73.9 |
| 1/29/2019 9:07 | 0 | 6.833 | 30.9 | 74.1 |
| 1/29/2019 9:17 | 0 | 6.833 | 31.1 | 74.2 |
| 1/29/2019 9:27 | 0 | 6.833 | 31.1 | 74.0 |
| 1/29/2019 9:37 | 0 | 6.833 | 31.1 | 73.9 |
| 1/29/2019 9:47 | 0 | 6.833 | 31.1 | 73.7 |
| 1/29/2019 9:57 | 0 | 6.833 | 31.1 | 73.0 |
| 1/29/2019 10:07 | 0 | 6.833 | 31.1 | 72.3 |
| 1/29/2019 10:17 | 0 | 6.833 | 31.1 | 71.7 |
| 1/29/2019 10:27 | 0 | 6.833 | 31.1 | 71.3 |
| 1/29/2019 10:37 | 0 | 6.833 | 31.3 | 70.7 |
| 1/29/2019 10:47 | 0 | 6.833 | 31.3 | 70.2 |
| 1/29/2019 10:57 | 0 | 6.833 | 31.3 | 69.9 |
| 1/29/2019 11:07 | 0 | 6.833 | 31.3 | 69.6 |
| 1/29/2019 11:17 | 0 | 6.833 | 31.5 | 69.2 |
| 1/29/2019 11:27 | 0 | 6.833 | 31.5 | 68.8 |
| 1/29/2019 11:37 | 0 | 6.825 | 31.5 | 68.4 |
| 1/29/2019 11:47 | 0 | 6.833 | 31.6 | 67.9 |
| 1/29/2019 11:57 | 0 | 6.833 | 31.6 | 67.5 |
| 1/29/2019 12:07 | 0 | 6.833 | 31.8 | 67.3 |
| 1/29/2019 12:17 | 0 | 6.825 | 31.8 | 67.2 |
| 1/29/2019 12:27 | 0 | 6.833 | 32.0 | 67.1 |
| 1/29/2019 12:37 | 0 | 6.833 | 32.0 | 67.2 |
| 1/29/2019 12:47 | 0 | 6.825 | 31.8 | 67.2 |
| 1/29/2019 12:57 | 0 | 6.833 | 31.6 | 67.2 |
| 1/29/2019 13:07 | 0 | 6.833 | 31.6 | 67.3 |
| 1/29/2019 13:17 | 0 | 6.833 | 31.8 | 67.4 |
| 1/29/2019 13:27 | 0 | 6.825 | 32.0 | 67.5 |
| 1/29/2019 13:37 | 0 | 6.833 | 32.0 | 67.6 |
| 1/29/2019 13:47 | 0 | 6.833 | 32.2 | 67.5 |
| 1/29/2019 13:57 | 0 | 6.825 | 32.2 | 67.1 |
| 1/29/2019 14:07 | 0 | 6.825 | 32.4 | 66.9 |
| 1/29/2019 14:17 | 0 | 6.833 | 32.7 | 66.4 |
| 1/29/2019 14:27 | 0 | 6.833 | 32.9 | 65.8 |
| 1/29/2019 14:37 | 0 | 6.825 | 33.3 | 65.0 |
| 1/29/2019 14:47 | 0 | 6.833 | 33.8 | 64.0 |

## North Monitoring Station

| Time Stamp | $H_2S$ (PPB) | Battery (Volts) | Temperature (°F) | Humidity (%) |
|---|---|---|---|---|
| 1/29/2019 14:57 | 0 | 6.833 | 34.2 | 63.0 |
| 1/29/2019 15:07 | 0 | 6.833 | 34.2 | 62.1 |
| 1/29/2019 15:17 | 0 | 6.833 | 34.0 | 61.4 |
| 1/29/2019 15:27 | 0 | 6.833 | 33.8 | 60.9 |
| 1/29/2019 15:37 | 0 | 6.833 | 33.4 | 60.7 |
| 1/29/2019 15:47 | 0 | 6.833 | 33.1 | 60.9 |
| 1/29/2019 15:57 | 0 | 6.833 | 32.4 | 61.3 |
| 1/29/2019 16:07 | 0 | 6.833 | 31.6 | 61.8 |
| 1/29/2019 16:17 | 0 | 6.833 | 31.1 | 62.3 |
| 1/29/2019 16:27 | 0 | 6.825 | 30.6 | 62.8 |
| 1/29/2019 16:37 | 0 | 6.825 | 30.0 | 63.1 |
| 1/29/2019 16:47 | 0 | 6.825 | 29.5 | 63.5 |
| 1/29/2019 16:57 | 0 | 6.825 | 28.9 | 64.0 |
| 1/29/2019 17:07 | 0 | 6.825 | 28.6 | 64.6 |
| 1/29/2019 17:17 | 0 | 6.825 | 28.0 | 65.2 |
| 1/29/2019 17:27 | 0 | 6.825 | 27.7 | 65.7 |
| 1/29/2019 17:37 | 0 | 6.825 | 27.3 | 66.3 |
| 1/29/2019 17:47 | 0 | 6.825 | 27.0 | 66.9 |
| 1/29/2019 17:57 | 0 | 6.825 | 26.6 | 67.6 |
| 1/29/2019 18:07 | 0 | 6.825 | 26.4 | 68.2 |
| 1/29/2019 18:17 | 0 | 6.825 | 26.1 | 68.8 |
| 1/29/2019 18:27 | 0 | 6.825 | 25.9 | 69.6 |
| 1/29/2019 18:37 | 0 | 6.825 | 25.7 | 70.3 |
| 1/29/2019 18:47 | 0 | 6.816 | 25.5 | 71.1 |
| 1/29/2019 18:57 | 0 | 6.816 | 25.3 | 71.8 |
| 1/29/2019 19:07 | 0 | 6.816 | 25.2 | 72.5 |
| 1/29/2019 19:17 | 0 | 6.816 | 25.2 | 73.2 |
| 1/29/2019 19:27 | 0 | 6.816 | 25.0 | 73.8 |
| 1/29/2019 19:37 | 0 | 6.816 | 24.8 | 74.5 |
| 1/29/2019 19:47 | 0 | 6.816 | 24.8 | 75.2 |
| 1/29/2019 19:57 | 0 | 6.816 | 24.6 | 76.0 |
| 1/29/2019 20:07 | 0 | 6.816 | 24.6 | 76.6 |
| 1/29/2019 20:17 | 0 | 6.816 | 24.4 | 77.1 |
| 1/29/2019 20:27 | 0 | 6.816 | 24.3 | 77.4 |
| 1/29/2019 20:37 | 0 | 6.816 | 24.3 | 77.4 |
| 1/29/2019 20:47 | 0 | 6.816 | 23.9 | 77.0 |
| 1/29/2019 20:57 | 0 | 6.816 | 23.5 | 75.8 |
| 1/29/2019 21:07 | 0 | 6.816 | 23.0 | 74.4 |
| 1/29/2019 21:17 | 0 | 6.816 | 22.1 | 72.8 |
| 1/29/2019 21:27 | 0 | 6.816 | 21.4 | 71.4 |
| 1/29/2019 21:37 | 0 | 6.807 | 20.8 | 70.2 |
| 1/29/2019 21:47 | 0 | 6.807 | 20.3 | 69.1 |
| 1/29/2019 21:57 | 0 | 6.807 | 19.8 | 68.1 |
| 1/29/2019 22:07 | 0 | 6.807 | 19.2 | 67.2 |
| 1/29/2019 22:17 | 0 | 6.807 | 18.9 | 66.4 |
| 1/29/2019 22:27 | 0 | 6.807 | 18.5 | 65.8 |
| 1/29/2019 22:37 | 0 | 6.807 | 18.1 | 65.3 |
| 1/29/2019 22:47 | 0 | 6.807 | 17.8 | 65.0 |
| 1/29/2019 22:57 | 0 | 6.807 | 17.4 | 64.8 |
| 1/29/2019 23:07 | 0 | 6.798 | 17.1 | 64.7 |
| 1/29/2019 23:17 | 0 | 6.798 | 16.7 | 64.5 |
| 1/29/2019 23:27 | 0 | 6.798 | 16.2 | 64.5 |
| 1/29/2019 23:37 | 0 | 6.798 | 15.4 | 64.5 |
| 1/29/2019 23:47 | 0 | 6.798 | 15.1 | 64.7 |
| 1/29/2019 23:57 | 0 | 6.798 | 14.7 | 65.1 |
| 1/30/2019 0:07 | 0 | 6.798 | 14.7 | 65.6 |

## North Monitoring Station

| Time Stamp | $H_2S$ (PPB) | Battery (Volts) | Temperature (°F) | Humidity (%) |
|---|---|---|---|---|
| 1/30/2019 0:17 | 0 | 6.798 | 14.9 | 65.9 |
| 1/30/2019 0:27 | 0 | 6.798 | 14.7 | 65.9 |
| 1/30/2019 0:37 | 0 | 6.798 | 14.5 | 65.6 |
| 1/30/2019 0:47 | 0 | 6.798 | 14.4 | 65.1 |
| 1/30/2019 0:57 | 0 | 6.798 | 14.2 | 64.5 |
| 1/30/2019 1:07 | 0 | 6.798 | 13.8 | 63.9 |
| 1/30/2019 1:17 | 0 | 6.798 | 13.6 | 63.3 |
| 1/30/2019 1:27 | 0 | 6.798 | 13.5 | 62.8 |
| 1/30/2019 1:37 | 0 | 6.798 | 13.3 | 62.5 |
| 1/30/2019 1:47 | 0 | 6.798 | 13.1 | 62.1 |
| 1/30/2019 1:57 | 0 | 6.798 | 13.1 | 61.7 |
| 1/30/2019 2:07 | 0 | 6.798 | 12.9 | 61.4 |
| 1/30/2019 2:17 | 0 | 6.790 | 12.7 | 61.1 |
| 1/30/2019 2:27 | 0 | 6.790 | 12.6 | 60.9 |
| 1/30/2019 2:37 | 0 | 6.790 | 12.4 | 60.6 |
| 1/30/2019 2:47 | 0 | 6.790 | 12.2 | 60.4 |
| 1/30/2019 2:57 | 0 | 6.790 | 12.2 | 60.1 |
| 1/30/2019 3:07 | 0 | 6.798 | 12.0 | 59.9 |
| 1/30/2019 3:17 | 0 | 6.798 | 12.0 | 59.8 |
| 1/30/2019 3:27 | 0 | 6.798 | 11.8 | 59.7 |
| 1/30/2019 3:37 | 0 | 6.798 | 11.8 | 59.6 |
| 1/30/2019 3:47 | 0 | 6.798 | 11.7 | 59.4 |
| 1/30/2019 3:57 | 0 | 6.798 | 11.7 | 59.4 |
| 1/30/2019 4:07 | 0 | 6.798 | 11.7 | 59.3 |
| 1/30/2019 4:17 | 0 | 6.798 | 11.5 | 59.2 |
| 1/30/2019 4:27 | 0 | 6.798 | 11.5 | 59.1 |
| 1/30/2019 4:37 | 0 | 6.798 | 11.3 | 59.0 |
| 1/30/2019 4:47 | 0 | 6.798 | 11.1 | 59.0 |
| 1/30/2019 4:57 | 0 | 6.798 | 10.9 | 58.8 |
| 1/30/2019 5:07 | 0 | 6.798 | 10.8 | 58.7 |
| 1/30/2019 5:17 | 0 | 6.798 | 10.6 | 58.7 |
| 1/30/2019 5:27 | 0 | 6.798 | 10.4 | 58.7 |
| 1/30/2019 5:37 | 0 | 6.798 | 10.4 | 58.6 |
| 1/30/2019 5:47 | 0 | 6.798 | 10.2 | 58.6 |
| 1/30/2019 5:57 | 0 | 6.798 | 10.0 | 58.6 |
| 1/30/2019 6:07 | 0 | 6.798 | 9.9 | 58.7 |
| 1/30/2019 6:17 | 0 | 6.790 | 9.7 | 58.9 |
| 1/30/2019 6:27 | 0 | 6.790 | 9.5 | 59.1 |
| 1/30/2019 6:37 | 0 | 6.790 | 9.5 | 59.3 |
| 1/30/2019 6:47 | 0 | 6.798 | 9.7 | 59.5 |
| 1/30/2019 6:57 | 0 | 6.798 | 9.7 | 59.7 |
| 1/30/2019 7:07 | 0 | 6.798 | 9.7 | 59.8 |
| 1/30/2019 7:17 | 0 | 6.798 | 9.7 | 60.0 |
| 1/30/2019 7:27 | 0 | 6.798 | 9.9 | 60.2 |
| 1/30/2019 7:37 | 0 | 6.798 | 10.0 | 60.5 |
| 1/30/2019 7:47 | 0 | 6.798 | 10.2 | 60.7 |
| 1/30/2019 7:57 | 0 | 6.798 | 10.6 | 61.2 |
| 1/30/2019 8:07 | 0 | 6.798 | 11.1 | 61.6 |
| 1/30/2019 8:17 | 0 | 6.798 | 11.7 | 62.1 |
| 1/30/2019 8:27 | 0 | 6.798 | 12.0 | 62.4 |
| 1/30/2019 8:37 | 0 | 6.798 | 12.6 | 62.7 |
| 1/30/2019 8:47 | 0 | 6.798 | 12.9 | 63.0 |
| 1/30/2019 8:57 | 0 | 6.798 | 13.5 | 63.1 |
| 1/30/2019 9:07 | 0 | 6.807 | 14.2 | 63.3 |
| 1/30/2019 9:17 | 0 | 6.807 | 14.7 | 63.4 |
| 1/30/2019 9:27 | 0 | 6.807 | 15.3 | 63.5 |

## North Monitoring Station

| Time Stamp | $H_2S$ (PPB) | Battery (Volts) | Temperature (°F) | Humidity (%) |
|---|---|---|---|---|
| 1/30/2019 9:37 | 0 | 6.807 | 15.6 | 63.6 |
| 1/30/2019 9:47 | 0 | 6.807 | 16.0 | 63.7 |
| 1/30/2019 9:57 | 0 | 6.807 | 16.3 | 63.7 |
| 1/30/2019 10:07 | 0 | 6.807 | 16.7 | 63.6 |
| 1/30/2019 10:17 | 0 | 6.807 | 17.2 | 63.3 |
| 1/30/2019 10:27 | 0 | 6.807 | 17.6 | 62.9 |
| 1/30/2019 10:37 | 0 | 6.807 | 17.6 | 62.3 |
| 1/30/2019 10:47 | 0 | 6.807 | 17.1 | 62.1 |
| 1/30/2019 10:57 | 0 | 6.807 | 16.5 | 62.5 |
| 1/30/2019 11:07 | 0 | 6.807 | 17.1 | 62.9 |
| 1/30/2019 11:17 | 0 | 6.807 | 19.0 | 62.5 |
| 1/30/2019 11:27 | 0 | 6.807 | 20.8 | 61.6 |
| 1/30/2019 11:37 | 0 | 6.807 | 22.3 | 60.3 |
| 1/30/2019 11:47 | 0 | 6.816 | 22.5 | 59.0 |
| 1/30/2019 11:57 | 0 | 6.816 | 21.6 | 57.9 |
| 1/30/2019 12:07 | 0 | 6.816 | 20.5 | 57.4 |
| 1/30/2019 12:17 | 0 | 6.816 | 20.5 | 56.9 |
| 1/30/2019 12:27 | 0 | 6.816 | 19.8 | 56.2 |
| 1/30/2019 12:37 | 0 | 6.816 | 19.2 | 55.7 |
| 1/30/2019 12:47 | 0 | 6.807 | 18.1 | 55.3 |
| 1/30/2019 12:57 | 0 | 6.807 | 17.1 | 55.3 |
| 1/30/2019 13:07 | 0 | 6.807 | 16.3 | 55.5 |
| 1/30/2019 13:17 | 0 | 6.807 | 15.4 | 55.6 |
| 1/30/2019 13:27 | 0 | 6.807 | 14.7 | 55.8 |
| 1/30/2019 13:37 | 0 | 6.798 | 14.4 | 56.3 |
| 1/30/2019 13:47 | 0 | 6.798 | 13.6 | 56.7 |
| 1/30/2019 13:57 | 0 | 6.798 | 13.5 | 57.2 |
| 1/30/2019 14:07 | 0 | 6.798 | 13.6 | 57.3 |
| 1/30/2019 14:17 | 0 | 6.798 | 13.8 | 57.0 |
| 1/30/2019 14:27 | 0 | 6.798 | 13.5 | 56.6 |
| 1/30/2019 14:37 | 0 | 6.798 | 12.9 | 56.0 |
| 1/30/2019 14:47 | 0 | 6.798 | 12.2 | 55.5 |
| 1/30/2019 14:57 | 0 | 6.798 | 11.7 | 55.1 |
| 1/30/2019 15:07 | 0 | 6.798 | 10.9 | 54.6 |
| 1/30/2019 15:17 | 0 | 6.798 | 10.6 | 54.1 |
| 1/30/2019 15:27 | 0 | 6.798 | 9.9 | 53.6 |
| 1/30/2019 15:37 | 0 | 6.798 | 9.5 | 53.4 |
| 1/30/2019 15:47 | 0 | 6.790 | 9.0 | 53.2 |
| 1/30/2019 15:57 | 0 | 6.790 | 8.2 | 52.9 |
| 1/30/2019 16:07 | 0 | 6.790 | 7.5 | 52.9 |
| 1/30/2019 16:17 | 0 | 6.790 | 7.0 | 53.0 |
| 1/30/2019 16:27 | 0 | 6.790 | 6.4 | 53.2 |
| 1/30/2019 16:37 | 0 | 6.790 | 5.9 | 53.5 |
| 1/30/2019 16:47 | 0 | 6.790 | 5.4 | 53.8 |
| 1/30/2019 16:57 | 0 | 6.790 | 4.8 | 54.3 |
| 1/30/2019 17:07 | 0 | 6.790 | 4.3 | 54.8 |
| 1/30/2019 17:17 | 0 | 6.790 | 3.7 | 55.2 |
| 1/30/2019 17:27 | 0 | 6.790 | 3.2 | 55.5 |
| 1/30/2019 17:37 | 0 | 6.790 | 2.7 | 56.0 |
| 1/30/2019 17:47 | 0 | 6.790 | 2.3 | 56.4 |
| 1/30/2019 17:57 | 0 | 6.790 | 1.9 | 56.9 |
| 1/30/2019 18:07 | 0 | 6.790 | 1.8 | 57.5 |
| 1/30/2019 18:17 | 0 | 6.790 | 1.4 | 58.1 |
| 1/30/2019 18:27 | 0 | 6.790 | 1.4 | 58.7 |
| 1/30/2019 18:37 | 0 | 6.790 | 1.2 | 59.3 |
| 1/30/2019 18:47 | 0 | 6.790 | 1.0 | 59.8 |

## North Monitoring Station

| Time Stamp | $H_2S$ (PPB) | Battery (Volts) | Temperature (°F) | Humidity (%) |
|---|---|---|---|---|
| 1/30/2019 18:57 | 0 | 6.790 | 1.0 | 60.2 |
| 1/30/2019 19:07 | 0 | 6.790 | 0.9 | 60.6 |
| 1/30/2019 19:17 | 0 | 6.790 | 0.7 | 60.9 |
| 1/30/2019 19:27 | 0 | 6.790 | 0.7 | 61.3 |
| 1/30/2019 19:37 | 0 | 6.790 | 0.5 | 61.5 |
| 1/30/2019 19:47 | 0 | 6.790 | 0.3 | 61.8 |
| 1/30/2019 19:57 | 0 | 6.790 | 0.3 | 62.0 |
| 1/30/2019 20:07 | 0 | 6.790 | 0.1 | 62.1 |
| 1/30/2019 20:17 | 0 | 6.790 | 0.1 | 62.2 |
| 1/30/2019 20:27 | 0 | 6.790 | 0.0 | 62.2 |
| 1/30/2019 20:37 | 0 | 6.790 | 0.0 | 62.1 |
| 1/30/2019 20:47 | 0 | 6.790 | 0.0 | 61.9 |
| 1/30/2019 20:57 | 0 | 6.790 | -0.2 | 61.7 |
| 1/30/2019 21:07 | 0 | 6.790 | -0.2 | 61.4 |
| 1/30/2019 21:17 | 0 | 6.790 | -0.2 | 61.3 |
| 1/30/2019 21:27 | 0 | 6.790 | -0.4 | 61.0 |
| 1/30/2019 21:37 | 0 | 6.790 | -0.6 | 60.7 |
| 1/30/2019 21:47 | 0 | 6.790 | -0.6 | 60.4 |
| 1/30/2019 21:57 | 0 | 6.790 | -0.8 | 60.3 |
| 1/30/2019 22:07 | 0 | 6.790 | -0.8 | 60.0 |
| 1/30/2019 22:17 | 0 | 6.790 | -0.8 | 59.8 |
| 1/30/2019 22:27 | 0 | 6.790 | -0.8 | 59.6 |
| 1/30/2019 22:37 | 0 | 6.790 | -0.9 | 59.4 |
| 1/30/2019 22:47 | 0 | 6.790 | -0.9 | 59.3 |
| 1/30/2019 22:57 | 0 | 6.790 | -0.9 | 59.1 |
| 1/30/2019 23:07 | 0 | 6.790 | -0.9 | 59.1 |
| 1/30/2019 23:17 | 0 | 6.790 | -0.9 | 58.9 |
| 1/30/2019 23:27 | 0 | 6.790 | -0.9 | 58.7 |
| 1/30/2019 23:37 | 0 | 6.790 | -1.1 | 58.6 |
| 1/30/2019 23:47 | 0 | 6.790 | -1.1 | 58.5 |
| 1/30/2019 23:57 | 0 | 6.790 | -1.1 | 58.5 |
| 1/31/2019 0:07 | 0 | 6.790 | -1.1 | 58.5 |
| 1/31/2019 0:17 | 0 | 6.790 | -1.1 | 58.5 |
| 1/31/2019 0:27 | 0 | 6.790 | -1.1 | 58.7 |
| 1/31/2019 0:37 | 0 | 6.790 | -1.1 | 58.8 |
| 1/31/2019 0:47 | 0 | 6.790 | -1.1 | 59.1 |
| 1/31/2019 0:57 | 0 | 6.790 | -1.3 | 59.4 |
| 1/31/2019 1:07 | 0 | 6.790 | -1.3 | 59.8 |
| 1/31/2019 1:17 | 0 | 6.790 | -1.3 | 60.1 |
| 1/31/2019 1:27 | 0 | 6.790 | -1.1 | 60.6 |
| 1/31/2019 1:37 | 0 | 6.790 | -1.1 | 61.0 |
| 1/31/2019 1:47 | 0 | 6.790 | -1.1 | 61.5 |
| 1/31/2019 1:57 | 0 | 6.790 | -1.1 | 62.0 |
| 1/31/2019 2:07 | 0 | 6.790 | -1.1 | 62.5 |
| 1/31/2019 2:17 | 0 | 6.790 | -1.1 | 63.0 |
| 1/31/2019 2:27 | 0 | 6.790 | -1.1 | 63.5 |
| 1/31/2019 2:37 | 0 | 6.790 | -1.1 | 63.9 |
| 1/31/2019 2:47 | 0 | 6.790 | -1.1 | 64.3 |
| 1/31/2019 2:57 | 0 | 6.790 | -1.1 | 64.6 |
| 1/31/2019 3:07 | 0 | 6.790 | -1.3 | 64.9 |
| 1/31/2019 3:17 | 0 | 6.790 | -1.3 | 65.2 |
| 1/31/2019 3:27 | 0 | 6.790 | -1.3 | 65.3 |
| 1/31/2019 3:37 | 0 | 6.790 | -1.1 | 65.5 |
| 1/31/2019 3:47 | 0 | 6.790 | -1.1 | 65.7 |
| 1/31/2019 3:57 | 0 | 6.790 | -1.1 | 65.8 |
| 1/31/2019 4:07 | 0 | 6.790 | -1.1 | 65.9 |

## North Monitoring Station

| Time Stamp | $H_2S$ (PPB) | Battery (Volts) | Temperature (°F) | Humidity (%) |
|---|---|---|---|---|
| 1/31/2019 4:17 | 0 | 6.790 | -0.9 | 65.9 |
| 1/31/2019 4:27 | 0 | 6.790 | -0.9 | 66.0 |
| 1/31/2019 4:37 | 0 | 6.790 | -0.9 | 66.1 |
| 1/31/2019 4:47 | 0 | 6.790 | -0.8 | 66.1 |
| 1/31/2019 4:57 | 0 | 6.790 | -0.8 | 66.1 |
| 1/31/2019 5:07 | 0 | 6.790 | -0.8 | 66.1 |
| 1/31/2019 5:17 | 0 | 6.790 | -0.8 | 66.1 |
| 1/31/2019 5:27 | 0 | 6.790 | -0.8 | 66.2 |
| 1/31/2019 5:37 | 0 | 6.790 | -0.8 | 66.3 |
| 1/31/2019 5:47 | 0 | 6.790 | -0.6 | 66.4 |
| 1/31/2019 5:57 | 0 | 6.790 | -0.6 | 66.6 |
| 1/31/2019 6:07 | 0 | 6.790 | -0.4 | 66.8 |
| 1/31/2019 6:17 | 0 | 6.790 | -0.2 | 67.0 |
| 1/31/2019 6:27 | 0 | 6.790 | 0.0 | 67.1 |
| 1/31/2019 6:37 | 0 | 6.798 | 0.0 | 67.3 |
| 1/31/2019 6:47 | 0 | 6.798 | 0.1 | 67.3 |
| 1/31/2019 6:57 | 0 | 6.798 | 0.0 | 67.4 |
| 1/31/2019 7:07 | 0 | 6.798 | 0.0 | 67.4 |
| 1/31/2019 7:17 | 0 | 6.798 | 0.0 | 67.5 |
| 1/31/2019 7:27 | 0 | 6.798 | 0.0 | 67.7 |
| 1/31/2019 7:37 | 0 | 6.790 | 0.1 | 67.8 |
| 1/31/2019 7:47 | 0 | 6.790 | 0.3 | 68.0 |
| 1/31/2019 7:57 | 0 | 6.798 | 0.9 | 68.2 |
| 1/31/2019 8:07 | 0 | 6.798 | 1.6 | 68.2 |
| 1/31/2019 8:17 | 0 | 6.798 | 2.5 | 68.2 |
| 1/31/2019 8:27 | 0 | 6.798 | 3.9 | 68.0 |
| 1/31/2019 8:37 | 0 | 6.798 | 5.5 | 67.5 |
| 1/31/2019 8:47 | 0 | 6.798 | 7.2 | 66.9 |
| 1/31/2019 8:57 | 0 | 6.807 | 8.6 | 66.1 |
| 1/31/2019 9:07 | 0 | 6.807 | 10.2 | 65.2 |
| 1/31/2019 9:17 | 0 | 6.807 | 11.8 | 64.1 |
| 1/31/2019 9:27 | 0 | 6.807 | 13.3 | 63.0 |
| 1/31/2019 9:37 | 0 | 6.816 | 14.5 | 61.8 |
| 1/31/2019 9:47 | 0 | 6.816 | 15.6 | 60.5 |
| 1/31/2019 9:57 | 0 | 6.816 | 16.7 | 59.2 |
| 1/31/2019 10:07 | 0 | 6.816 | 18.0 | 58.0 |
| 1/31/2019 10:17 | 0 | 6.816 | 19.0 | 56.7 |
| 1/31/2019 10:27 | 0 | 6.825 | 20.1 | 55.6 |
| 1/31/2019 10:37 | 0 | 6.825 | 21.2 | 54.5 |
| 1/31/2019 10:47 | 0 | 6.825 | 21.9 | 53.4 |
| 1/31/2019 10:57 | 0 | 6.825 | 22.6 | 52.4 |
| 1/31/2019 11:07 | 0 | 6.825 | 23.4 | 51.5 |
| 1/31/2019 11:17 | 0 | 6.825 | 24.1 | 50.7 |
| 1/31/2019 11:27 | 0 | 6.825 | 24.3 | 49.9 |
| 1/31/2019 11:37 | 0 | 6.833 | 24.4 | 49.2 |
| 1/31/2019 11:47 | 0 | 6.833 | 24.3 | 48.5 |
| 1/31/2019 11:57 | 0 | 6.833 | 23.5 | 47.9 |
| 1/31/2019 12:07 | 0 | 6.833 | 23.0 | 47.5 |
| 1/31/2019 12:17 | 0 | 6.833 | 22.6 | 47.2 |
| 1/31/2019 12:27 | 0 | 6.833 | 23.0 | 47.0 |
| 1/31/2019 12:37 | 0 | 6.833 | 22.6 | 46.6 |
| 1/31/2019 12:47 | 0 | 6.833 | 22.8 | 46.3 |
| 1/31/2019 12:57 | 0 | 6.833 | 22.3 | 46.1 |
| 1/31/2019 13:07 | 0 | 6.833 | 22.3 | 45.8 |
| 1/31/2019 13:17 | 0 | 6.833 | 22.5 | 45.5 |
| 1/31/2019 13:27 | 0 | 6.833 | 21.9 | 45.2 |

## North Monitoring Station

| Time Stamp | $H_2S$ (PPB) | Battery (Volts) | Temperature (°F) | Humidity (%) |
|---|---|---|---|---|
| 1/31/2019 13:37 | 0 | 6.833 | 21.2 | 44.9 |
| 1/31/2019 13:47 | 0 | 6.833 | 21.0 | 44.9 |
| 1/31/2019 13:57 | 0 | 6.833 | 20.5 | 44.6 |
| 1/31/2019 14:07 | 0 | 6.825 | 20.1 | 44.4 |
| 1/31/2019 14:17 | 0 | 6.825 | 19.4 | 44.3 |
| 1/31/2019 14:27 | 0 | 6.825 | 19.0 | 44.2 |
| 1/31/2019 14:37 | 0 | 6.825 | 19.0 | 44.3 |
| 1/31/2019 14:47 | 0 | 6.825 | 19.0 | 44.4 |
| 1/31/2019 14:57 | 0 | 6.825 | 18.5 | 44.5 |
| 1/31/2019 15:07 | 0 | 6.825 | 17.6 | 44.5 |
| 1/31/2019 15:17 | 0 | 6.825 | 16.7 | 44.5 |
| 1/31/2019 15:27 | 0 | 6.825 | 16.0 | 44.7 |
| 1/31/2019 15:37 | 0 | 6.825 | 15.6 | 45.0 |
| 1/31/2019 15:47 | 0 | 6.825 | 15.3 | 45.5 |
| 1/31/2019 15:57 | 0 | 6.825 | 14.9 | 45.9 |
| 1/31/2019 16:07 | 0 | 6.825 | 14.2 | 46.3 |
| 1/31/2019 16:17 | 0 | 6.816 | 13.5 | 46.7 |
| 1/31/2019 16:27 | 0 | 6.816 | 12.7 | 47.3 |
| 1/31/2019 16:37 | 0 | 6.816 | 12.0 | 47.8 |
| 1/31/2019 16:47 | 0 | 6.816 | 11.5 | 48.2 |
| 1/31/2019 16:57 | 0 | 6.816 | 10.8 | 48.5 |
| 1/31/2019 17:07 | 0 | 6.816 | 10.2 | 48.9 |
| 1/31/2019 17:17 | 0 | 6.807 | 9.5 | 49.8 |
| 1/31/2019 17:27 | 0 | 6.807 | 8.8 | 50.6 |
| 1/31/2019 17:37 | 0 | 6.807 | 8.2 | 51.5 |
| 1/31/2019 17:47 | 0 | 6.807 | 7.5 | 52.3 |
| 1/31/2019 17:57 | 0 | 6.807 | 7.0 | 53.2 |
| 1/31/2019 18:07 | 0 | 6.798 | 6.6 | 54.0 |
| 1/31/2019 18:17 | 0 | 6.798 | 6.3 | 54.8 |
| 1/31/2019 18:27 | 0 | 6.798 | 5.9 | 55.6 |
| 1/31/2019 18:37 | 0 | 6.798 | 5.5 | 56.3 |
| 1/31/2019 18:47 | 0 | 6.798 | 5.4 | 57.1 |
| 1/31/2019 18:57 | 0 | 6.798 | 5.2 | 57.8 |
| 1/31/2019 19:07 | 0 | 6.798 | 5.0 | 58.4 |
| 1/31/2019 19:17 | 0 | 6.798 | 4.8 | 59.0 |
| 1/31/2019 19:27 | 0 | 6.798 | 4.8 | 59.5 |
| 1/31/2019 19:37 | 0 | 6.798 | 4.6 | 60.1 |
| 1/31/2019 19:47 | 0 | 6.798 | 4.6 | 60.5 |
| 1/31/2019 19:57 | 0 | 6.798 | 4.5 | 61.0 |
| 1/31/2019 20:07 | 0 | 6.798 | 4.5 | 61.5 |
| 1/31/2019 20:17 | 0 | 6.798 | 4.5 | 62.0 |
| 1/31/2019 20:27 | 0 | 6.798 | 4.5 | 62.4 |
| 1/31/2019 20:37 | 0 | 6.798 | 4.5 | 62.7 |
| 1/31/2019 20:47 | 0 | 6.798 | 4.3 | 63.1 |
| 1/31/2019 20:57 | 0 | 6.798 | 4.3 | 63.5 |
| 1/31/2019 21:07 | 0 | 6.798 | 4.1 | 63.8 |
| 1/31/2019 21:17 | 0 | 6.798 | 3.9 | 64.1 |
| 1/31/2019 21:27 | 0 | 6.798 | 3.9 | 64.4 |
| 1/31/2019 21:37 | 0 | 6.798 | 3.7 | 64.7 |
| 1/31/2019 21:47 | 0 | 6.798 | 3.6 | 65.0 |
| 1/31/2019 21:57 | 0 | 6.798 | 3.4 | 65.3 |
| 1/31/2019 22:07 | 0 | 6.798 | 3.0 | 65.6 |
| 1/31/2019 22:17 | 0 | 6.798 | 2.7 | 65.8 |
| 1/31/2019 22:27 | 0 | 6.798 | 2.1 | 66.1 |
| 1/31/2019 22:37 | 0 | 6.798 | 1.8 | 66.5 |
| 1/31/2019 22:47 | 0 | 6.790 | 1.6 | 66.9 |

## North Monitoring Station

| Time Stamp | $H_2S$ (PPB) | Battery (Volts) | Temperature (°F) | Humidity (%) |
|---|---|---|---|---|
| 1/31/2019 22:57 | 0 | 6.790 | 1.4 | 67.3 |
| 1/31/2019 23:07 | 0 | 6.790 | 1.2 | 67.8 |
| 1/31/2019 23:17 | 0 | 6.790 | 1.2 | 68.3 |
| 1/31/2019 23:27 | 0 | 6.790 | 1.0 | 68.8 |
| 1/31/2019 23:37 | 0 | 6.790 | 1.0 | 69.3 |
| 1/31/2019 23:47 | 0 | 6.790 | 1.0 | 69.8 |
| 1/31/2019 23:57 | 0 | 6.790 | 1.2 | 70.2 |
| 2/1/2019 0:07 | 0 | 6.790 | 1.2 | 70.6 |
| 2/1/2019 0:17 | 0 | 6.790 | 1.4 | 70.9 |
| 2/1/2019 0:27 | 0 | 6.790 | 1.6 | 71.2 |
| 2/1/2019 0:37 | 0 | 6.790 | 1.8 | 71.4 |
| 2/1/2019 0:47 | 0 | 6.790 | 1.8 | 71.5 |
| 2/1/2019 0:57 | 0 | 6.790 | 1.8 | 71.5 |
| 2/1/2019 1:07 | 0 | 6.798 | 1.8 | 71.6 |
| 2/1/2019 1:17 | 0 | 6.790 | 1.6 | 71.6 |
| 2/1/2019 1:27 | 0 | 6.798 | 1.6 | 71.7 |
| 2/1/2019 1:37 | 0 | 6.790 | 1.6 | 71.8 |
| 2/1/2019 1:47 | 0 | 6.798 | 1.6 | 71.9 |
| 2/1/2019 1:57 | 0 | 6.790 | 1.6 | 71.9 |
| 2/1/2019 2:07 | 0 | 6.798 | 1.8 | 72.0 |
| 2/1/2019 2:17 | 0 | 6.798 | 1.8 | 72.1 |
| 2/1/2019 2:27 | 0 | 6.798 | 1.9 | 72.2 |
| 2/1/2019 2:37 | 0 | 6.798 | 2.1 | 72.2 |
| 2/1/2019 2:47 | 0 | 6.798 | 2.3 | 72.2 |
| 2/1/2019 2:57 | 0 | 6.798 | 2.5 | 72.1 |
| 2/1/2019 3:07 | 0 | 6.798 | 2.5 | 72.0 |
| 2/1/2019 3:17 | 0 | 6.798 | 2.5 | 71.8 |
| 2/1/2019 3:27 | 0 | 6.798 | 2.5 | 71.7 |
| 2/1/2019 3:37 | 0 | 6.798 | 2.3 | 71.5 |
| 2/1/2019 3:47 | 0 | 6.798 | 2.3 | 71.5 |
| 2/1/2019 3:57 | 0 | 6.798 | 2.3 | 71.4 |
| 2/1/2019 4:07 | 0 | 6.798 | 2.3 | 71.4 |
| 2/1/2019 4:17 | 0 | 6.798 | 2.5 | 71.3 |
| 2/1/2019 4:27 | 0 | 6.798 | 2.5 | 71.3 |
| 2/1/2019 4:37 | 0 | 6.798 | 2.5 | 71.3 |
| 2/1/2019 4:47 | 0 | 6.798 | 2.5 | 71.2 |
| 2/1/2019 4:57 | 0 | 6.798 | 2.5 | 71.2 |
| 2/1/2019 5:07 | 0 | 6.798 | 2.7 | 71.2 |
| 2/1/2019 5:17 | 0 | 6.798 | 2.7 | 71.2 |
| 2/1/2019 5:27 | 0 | 6.798 | 2.7 | 71.1 |
| 2/1/2019 5:37 | 0 | 6.798 | 2.7 | 71.0 |
| 2/1/2019 5:47 | 0 | 6.798 | 2.5 | 71.0 |
| 2/1/2019 5:57 | 0 | 6.798 | 2.5 | 71.0 |
| 2/1/2019 6:07 | 0 | 6.798 | 2.5 | 71.0 |
| 2/1/2019 6:17 | 0 | 6.798 | 2.7 | 71.0 |
| 2/1/2019 6:27 | 0 | 6.798 | 2.7 | 71.1 |
| 2/1/2019 6:37 | 0 | 6.798 | 2.7 | 71.1 |
| 2/1/2019 6:47 | 0 | 6.798 | 2.7 | 71.2 |
| 2/1/2019 6:57 | 0 | 6.798 | 2.7 | 71.3 |
| 2/1/2019 7:07 | 0 | 6.798 | 2.8 | 71.4 |
| 2/1/2019 7:17 | 0 | 6.798 | 2.8 | 71.4 |
| 2/1/2019 7:27 | 0 | 6.798 | 2.8 | 71.4 |
| 2/1/2019 7:37 | 0 | 6.798 | 2.8 | 71.4 |
| 2/1/2019 7:47 | 0 | 6.798 | 2.8 | 71.4 |
| 2/1/2019 7:57 | 0 | 6.798 | 3.0 | 71.4 |
| 2/1/2019 8:07 | 0 | 6.798 | 3.6 | 71.4 |

## North Monitoring Station

| Time Stamp | $H_2S$ (PPB) | Battery (Volts) | Temperature (°F) | Humidity (%) |
|---|---|---|---|---|
| 2/1/2019 8:17 | 0 | 6.798 | 4.5 | 71.4 |
| 2/1/2019 8:27 | 0 | 6.798 | 5.7 | 71.2 |
| 2/1/2019 8:37 | 0 | 6.798 | 7.3 | 70.9 |
| 2/1/2019 8:47 | 0 | 6.807 | 9.1 | 70.2 |
| 2/1/2019 8:57 | 0 | 6.807 | 10.2 | 69.4 |
| 2/1/2019 9:07 | 0 | 6.807 | 11.5 | 68.5 |
| 2/1/2019 9:17 | 0 | 6.807 | 13.1 | 67.5 |
| 2/1/2019 9:27 | 0 | 6.816 | 14.5 | 66.5 |
| 2/1/2019 9:37 | 0 | 6.816 | 15.4 | 65.3 |
| 2/1/2019 9:47 | 0 | 6.816 | 16.3 | 64.2 |
| 2/1/2019 9:57 | 0 | 6.816 | 18.1 | 63.1 |
| 2/1/2019 10:07 | 0 | 6.816 | 20.3 | 62.0 |
| 2/1/2019 10:17 | 0 | 6.825 | 22.1 | 60.5 |
| 2/1/2019 10:27 | 0 | 6.825 | 23.2 | 58.9 |
| 2/1/2019 10:37 | 0 | 6.825 | 23.7 | 57.4 |
| 2/1/2019 10:47 | 0 | 6.825 | 23.9 | 56.1 |
| 2/1/2019 10:57 | 0 | 6.833 | 25.0 | 55.0 |
| 2/1/2019 11:07 | 0 | 6.833 | 26.1 | 53.9 |
| 2/1/2019 11:17 | 0 | 6.833 | 27.3 | 52.8 |
| 2/1/2019 11:27 | 0 | 6.833 | 28.4 | 51.7 |
| 2/1/2019 11:37 | 0 | 6.833 | 28.8 | 50.5 |
| 2/1/2019 11:47 | 0 | 6.833 | 28.9 | 49.5 |
| 2/1/2019 11:57 | 0 | 6.833 | 28.6 | 48.5 |
| 2/1/2019 12:07 | 0 | 6.842 | 28.4 | 47.8 |
| 2/1/2019 12:17 | 0 | 6.842 | 28.2 | 47.2 |
| 2/1/2019 12:27 | 0 | 6.842 | 28.2 | 46.5 |
| 2/1/2019 12:37 | 0 | 6.842 | 28.8 | 45.9 |
| 2/1/2019 12:47 | 0 | 6.842 | 28.9 | 45.2 |
| 2/1/2019 12:57 | 0 | 6.842 | 29.1 | 44.5 |
| 2/1/2019 13:07 | 0 | 6.842 | 29.1 | 43.9 |
| 2/1/2019 13:17 | 0 | 6.842 | 28.9 | 43.3 |
| 2/1/2019 13:27 | 0 | 6.842 | 28.6 | 42.8 |
| 2/1/2019 13:37 | 0 | 6.842 | 28.0 | 42.3 |
| 2/1/2019 13:47 | 0 | 6.842 | 27.7 | 42.1 |
| 2/1/2019 13:57 | 0 | 6.842 | 27.7 | 41.9 |
| 2/1/2019 14:07 | 0 | 6.842 | 27.7 | 41.4 |
| 2/1/2019 14:17 | 0 | 6.842 | 27.9 | 41.1 |
| 2/1/2019 14:27 | 0 | 6.842 | 28.0 | 40.7 |
| 2/1/2019 14:37 | 0 | 6.842 | 28.2 | 40.4 |
| 2/1/2019 14:47 | 0 | 6.842 | 28.0 | 40.0 |
| 2/1/2019 14:57 | 0 | 6.842 | 27.5 | 39.5 |
| 2/1/2019 15:07 | 0 | 6.842 | 26.8 | 39.3 |
| 2/1/2019 15:17 | 0 | 6.842 | 25.9 | 39.1 |
| 2/1/2019 15:27 | 0 | 6.842 | 24.8 | 39.1 |
| 2/1/2019 15:37 | 0 | 6.842 | 24.3 | 39.1 |
| 2/1/2019 15:47 | 0 | 6.842 | 24.3 | 39.0 |
| 2/1/2019 15:57 | 0 | 6.842 | 24.1 | 39.0 |
| 2/1/2019 16:07 | 0 | 6.842 | 23.5 | 38.8 |
| 2/1/2019 16:17 | 0 | 6.842 | 22.8 | 38.7 |
| 2/1/2019 16:27 | 0 | 6.842 | 21.7 | 38.7 |
| 2/1/2019 16:37 | 0 | 6.842 | 20.7 | 38.7 |
| 2/1/2019 16:47 | 0 | 6.833 | 19.6 | 38.7 |
| 2/1/2019 16:57 | 0 | 6.833 | 18.7 | 38.9 |
| 2/1/2019 17:07 | 0 | 6.833 | 17.6 | 38.9 |
| 2/1/2019 17:17 | 0 | 6.833 | 16.5 | 39.0 |
| 2/1/2019 17:27 | 0 | 6.825 | 15.4 | 39.4 |

## North Monitoring Station

| Time Stamp | $H_2S$ (PPB) | Battery (Volts) | Temperature (°F) | Humidity (%) |
|---|---|---|---|---|
| 2/1/2019 17:37 | 0 | 6.825 | 14.4 | 40.0 |
| 2/1/2019 17:47 | 0 | 6.825 | 13.1 | 40.6 |
| 2/1/2019 17:57 | 0 | 6.825 | 12.0 | 41.5 |
| 2/1/2019 18:07 | 0 | 6.816 | 10.9 | 42.4 |
| 2/1/2019 18:17 | 0 | 6.816 | 9.9 | 43.4 |
| 2/1/2019 18:27 | 0 | 6.816 | 9.0 | 44.5 |
| 2/1/2019 18:37 | 0 | 6.807 | 7.9 | 45.5 |
| 2/1/2019 18:47 | 0 | 6.807 | 7.0 | 46.4 |
| 2/1/2019 18:57 | 0 | 6.807 | 6.3 | 47.3 |
| 2/1/2019 19:07 | 0 | 6.798 | 5.4 | 48.1 |
| 2/1/2019 19:17 | 0 | 6.798 | 4.6 | 49.2 |
| 2/1/2019 19:27 | 0 | 6.798 | 4.1 | 49.9 |
| 2/1/2019 19:37 | 0 | 6.798 | 3.4 | 50.5 |
| 2/1/2019 19:47 | 0 | 6.790 | 2.7 | 51.3 |
| 2/1/2019 19:57 | 0 | 6.790 | 2.1 | 52.3 |
| 2/1/2019 20:07 | 0 | 6.790 | 1.6 | 53.0 |
| 2/1/2019 20:17 | 0 | 6.790 | 1.0 | 53.9 |
| 2/1/2019 20:27 | 0 | 6.790 | 0.5 | 54.8 |
| 2/1/2019 20:37 | 0 | 6.790 | 0.1 | 55.6 |
| 2/1/2019 20:47 | 0 | 6.781 | -0.4 | 56.3 |
| 2/1/2019 20:57 | 0 | 6.781 | -0.8 | 57.1 |
| 2/1/2019 21:07 | 0 | 6.781 | -1.1 | 57.9 |
| 2/1/2019 21:17 | 0 | 6.781 | -1.3 | 58.7 |
| 2/1/2019 21:27 | 0 | 6.781 | -1.7 | 59.4 |
| 2/1/2019 21:37 | 0 | 6.781 | -1.8 | 60.0 |
| 2/1/2019 21:47 | 0 | 6.781 | -2.2 | 60.5 |
| 2/1/2019 21:57 | 0 | 6.781 | -2.4 | 61.1 |
| 2/1/2019 22:07 | 0 | 6.772 | -2.7 | 61.7 |
| 2/1/2019 22:17 | 0 | 6.781 | -2.9 | 62.2 |
| 2/1/2019 22:27 | 0 | 6.772 | -3.1 | 62.8 |
| 2/1/2019 22:37 | 0 | 6.781 | -3.3 | 63.2 |
| 2/1/2019 22:47 | 0 | 6.781 | -3.5 | 63.7 |
| 2/1/2019 22:57 | 0 | 6.781 | -3.5 | 64.3 |
| 2/1/2019 23:07 | 0 | 6.781 | -3.6 | 64.7 |
| 2/1/2019 23:17 | 0 | 6.781 | -3.6 | 65.2 |
| 2/1/2019 23:27 | 0 | 6.772 | -3.6 | 65.7 |
| 2/1/2019 23:37 | 0 | 6.772 | -3.5 | 66.2 |
| 2/1/2019 23:47 | 0 | 6.781 | -3.5 | 66.6 |
| 2/1/2019 23:57 | 0 | 6.781 | -3.3 | 67.0 |
| 2/2/2019 0:07 | 0 | 6.781 | -2.9 | 67.7 |
| 2/2/2019 0:17 | 0 | 6.781 | -2.4 | 68.3 |
| 2/2/2019 0:27 | 0 | 6.781 | -2.0 | 69.0 |
| 2/2/2019 0:37 | 0 | 6.781 | -1.7 | 69.4 |
| 2/2/2019 0:47 | 0 | 6.781 | -1.3 | 69.6 |
| 2/2/2019 0:57 | 0 | 6.790 | -1.3 | 69.8 |
| 2/2/2019 1:07 | 0 | 6.790 | -1.1 | 70.1 |
| 2/2/2019 1:17 | 0 | 6.790 | -0.9 | 70.4 |
| 2/2/2019 1:27 | 0 | 6.790 | -0.6 | 70.9 |
| 2/2/2019 1:37 | 0 | 6.790 | -0.2 | 71.3 |
| 2/2/2019 1:47 | 0 | 6.790 | 0.1 | 71.6 |
| 2/2/2019 1:57 | 0 | 6.790 | 0.5 | 71.9 |
| 2/2/2019 2:07 | 0 | 6.790 | 1.0 | 72.2 |
| 2/2/2019 2:17 | 0 | 6.790 | 1.6 | 72.4 |
| 2/2/2019 2:27 | 0 | 6.798 | 1.8 | 72.5 |
| 2/2/2019 2:37 | 0 | 6.798 | 1.9 | 72.5 |
| 2/2/2019 2:47 | 0 | 6.798 | 2.1 | 72.6 |

## North Monitoring Station

| Time Stamp | $H_2S$ (PPB) | Battery (Volts) | Temperature (°F) | Humidity (%) |
|---|---|---|---|---|
| 2/2/2019 2:57 | 0 | 6.798 | 2.3 | 72.5 |
| 2/2/2019 3:07 | 0 | 6.798 | 2.3 | 72.4 |
| 2/2/2019 3:17 | 0 | 6.798 | 2.3 | 72.2 |
| 2/2/2019 3:27 | 0 | 6.798 | 2.3 | 72.2 |
| 2/2/2019 3:37 | 0 | 6.798 | 2.3 | 72.1 |
| 2/2/2019 3:47 | 0 | 6.798 | 2.1 | 72.0 |
| 2/2/2019 3:57 | 0 | 6.798 | 1.9 | 72.0 |
| 2/2/2019 4:07 | 0 | 6.798 | 1.9 | 72.2 |
| 2/2/2019 4:17 | 0 | 6.798 | 1.8 | 72.2 |
| 2/2/2019 4:27 | 0 | 6.798 | 1.8 | 72.2 |
| 2/2/2019 4:37 | 0 | 6.790 | 1.6 | 72.3 |
| 2/2/2019 4:47 | 0 | 6.790 | 1.6 | 72.4 |
| 2/2/2019 4:57 | 0 | 6.790 | 1.8 | 72.6 |
| 2/2/2019 5:07 | 0 | 6.790 | 1.9 | 72.8 |
| 2/2/2019 5:17 | 0 | 6.790 | 2.1 | 73.0 |
| 2/2/2019 5:27 | 0 | 6.790 | 2.5 | 73.3 |
| 2/2/2019 5:37 | 0 | 6.790 | 2.8 | 73.6 |
| 2/2/2019 5:47 | 0 | 6.798 | 3.4 | 74.0 |
| 2/2/2019 5:57 | 0 | 6.798 | 3.9 | 74.2 |
| 2/2/2019 6:07 | 0 | 6.798 | 3.9 | 74.2 |
| 2/2/2019 6:17 | 0 | 6.798 | 4.1 | 74.2 |
| 2/2/2019 6:27 | 0 | 6.798 | 4.5 | 74.3 |
| 2/2/2019 6:37 | 0 | 6.798 | 4.8 | 74.6 |
| 2/2/2019 6:47 | 0 | 6.798 | 5.4 | 75.0 |
| 2/2/2019 6:57 | 0 | 6.798 | 5.7 | 75.1 |
| 2/2/2019 7:07 | 0 | 6.798 | 6.1 | 75.2 |
| 2/2/2019 7:17 | 0 | 6.798 | 6.4 | 75.3 |
| 2/2/2019 7:27 | 0 | 6.798 | 7.0 | 75.5 |
| 2/2/2019 7:37 | 0 | 6.807 | 7.5 | 75.7 |
| 2/2/2019 7:47 | 0 | 6.807 | 8.1 | 75.8 |
| 2/2/2019 7:57 | 0 | 6.807 | 8.8 | 76.0 |
| 2/2/2019 8:07 | 0 | 6.807 | 9.7 | 76.2 |
| 2/2/2019 8:17 | 0 | 6.807 | 10.6 | 76.3 |
| 2/2/2019 8:27 | 0 | 6.807 | 11.5 | 76.3 |
| 2/2/2019 8:37 | 0 | 6.816 | 12.4 | 76.3 |
| 2/2/2019 8:47 | 0 | 6.816 | 13.3 | 76.2 |
| 2/2/2019 8:57 | 0 | 6.816 | 14.4 | 76.1 |
| 2/2/2019 9:07 | 0 | 6.816 | 15.6 | 75.7 |
| 2/2/2019 9:17 | 0 | 6.816 | 16.9 | 75.3 |
| 2/2/2019 9:27 | 0 | 6.825 | 18.5 | 74.8 |
| 2/2/2019 9:37 | 0 | 6.825 | 20.1 | 74.2 |
| 2/2/2019 9:47 | 0 | 6.825 | 21.7 | 73.4 |
| 2/2/2019 9:57 | 0 | 6.825 | 23.2 | 72.4 |
| 2/2/2019 10:07 | 0 | 6.833 | 24.4 | 71.5 |
| 2/2/2019 10:17 | 0 | 6.833 | 25.5 | 70.6 |
| 2/2/2019 10:27 | 0 | 6.833 | 26.4 | 69.7 |
| 2/2/2019 10:37 | 0 | 6.833 | 27.5 | 69.0 |
| 2/2/2019 10:47 | 0 | 6.842 | 28.9 | 68.3 |
| 2/2/2019 10:57 | 0 | 6.842 | 30.4 | 67.6 |
| 2/2/2019 11:07 | 0 | 6.842 | 31.6 | 66.6 |
| 2/2/2019 11:17 | 0 | 6.842 | 32.9 | 65.6 |
| 2/2/2019 11:27 | 0 | 6.842 | 34.5 | 64.6 |
| 2/2/2019 11:37 | 0 | 6.842 | 36.3 | 63.5 |
| 2/2/2019 11:47 | 0 | 6.842 | 37.9 | 62.4 |
| 2/2/2019 11:57 | 0 | 6.851 | 39.4 | 61.0 |
| 2/2/2019 12:07 | 0 | 6.851 | 40.3 | 59.8 |

## North Monitoring Station

| Time Stamp | $H_2S$ (PPB) | Battery (Volts) | Temperature (°F) | Humidity (%) |
|---|---|---|---|---|
| 2/2/2019 12:17 | 0 | 6.851 | 41.0 | 58.9 |
| 2/2/2019 12:27 | 0 | 6.851 | 42.1 | 58.0 |
| 2/2/2019 12:37 | 0 | 6.851 | 41.7 | 57.2 |
| 2/2/2019 12:47 | 0 | 6.851 | 40.8 | 56.8 |
| 2/2/2019 12:57 | 0 | 6.851 | 39.7 | 56.7 |
| 2/2/2019 13:07 | 0 | 6.851 | 38.8 | 57.0 |
| 2/2/2019 13:17 | 0 | 6.851 | 38.3 | 57.6 |
| 2/2/2019 13:27 | 0 | 6.851 | 37.9 | 58.2 |
| 2/2/2019 13:37 | 0 | 6.851 | 37.8 | 58.5 |
| 2/2/2019 13:47 | 0 | 6.851 | 37.8 | 59.1 |
| 2/2/2019 13:57 | 0 | 6.851 | 37.9 | 59.3 |
| 2/2/2019 14:07 | 0 | 6.851 | 38.3 | 59.5 |
| 2/2/2019 14:17 | 0 | 6.851 | 38.7 | 59.8 |
| 2/2/2019 14:27 | 0 | 6.851 | 39.0 | 60.0 |
| 2/2/2019 14:37 | 0 | 6.851 | 39.2 | 60.2 |
| 2/2/2019 14:47 | 0 | 6.860 | 39.4 | 60.7 |
| 2/2/2019 14:57 | 0 | 6.860 | 39.4 | 61.1 |
| 2/2/2019 15:07 | 0 | 6.860 | 39.4 | 61.5 |
| 2/2/2019 15:17 | 0 | 6.860 | 39.4 | 61.8 |
| 2/2/2019 15:27 | 0 | 6.860 | 39.4 | 62.3 |
| 2/2/2019 15:37 | 0 | 6.860 | 39.4 | 62.6 |
| 2/2/2019 15:47 | 0 | 6.860 | 39.4 | 62.8 |
| 2/2/2019 15:57 | 0 | 6.860 | 39.4 | 62.8 |
| 2/2/2019 16:07 | 0 | 6.860 | 39.4 | 63.1 |
| 2/2/2019 16:17 | 0 | 6.860 | 39.4 | 63.2 |
| 2/2/2019 16:27 | 0 | 6.860 | 39.2 | 63.3 |
| 2/2/2019 16:37 | 0 | 6.860 | 39.0 | 63.7 |
| 2/2/2019 16:47 | 0 | 6.860 | 38.7 | 64.1 |
| 2/2/2019 16:57 | 0 | 6.860 | 38.5 | 64.5 |
| 2/2/2019 17:07 | 0 | 6.860 | 38.5 | 65.2 |
| 2/2/2019 17:17 | 0 | 6.860 | 38.3 | 65.7 |
| 2/2/2019 17:27 | 0 | 6.860 | 38.1 | 66.3 |
| 2/2/2019 17:37 | 0 | 6.860 | 37.9 | 67.1 |
| 2/2/2019 17:47 | 0 | 6.860 | 37.9 | 67.8 |
| 2/2/2019 17:57 | 0 | 6.851 | 37.9 | 68.3 |
| 2/2/2019 18:07 | 0 | 6.851 | 37.9 | 68.8 |
| 2/2/2019 18:17 | 0 | 6.851 | 37.9 | 69.4 |
| 2/2/2019 18:27 | 0 | 6.851 | 37.9 | 69.7 |
| 2/2/2019 18:37 | 0 | 6.851 | 37.9 | 70.2 |
| 2/2/2019 18:47 | 0 | 6.851 | 37.8 | 70.8 |
| 2/2/2019 18:57 | 0 | 6.851 | 37.8 | 71.4 |
| 2/2/2019 19:07 | 0 | 6.851 | 37.8 | 71.9 |
| 2/2/2019 19:17 | 0 | 6.851 | 37.6 | 72.4 |
| 2/2/2019 19:27 | 0 | 6.851 | 37.6 | 72.9 |
| 2/2/2019 19:37 | 0 | 6.851 | 37.6 | 73.3 |
| 2/2/2019 19:47 | 0 | 6.851 | 37.4 | 73.8 |
| 2/2/2019 19:57 | 0 | 6.851 | 37.4 | 74.2 |
| 2/2/2019 20:07 | 0 | 6.851 | 37.2 | 74.8 |
| 2/2/2019 20:17 | 0 | 6.851 | 37.0 | 75.6 |
| 2/2/2019 20:27 | 0 | 6.851 | 36.9 | 76.8 |
| 2/2/2019 20:37 | 0 | 6.851 | 36.7 | 78.0 |
| 2/2/2019 20:47 | 0 | 6.851 | 36.5 | 79.0 |
| 2/2/2019 20:57 | 0 | 6.851 | 36.1 | 80.1 |
| 2/2/2019 21:07 | 0 | 6.851 | 36.0 | 81.0 |
| 2/2/2019 21:17 | 0 | 6.851 | 35.8 | 81.8 |
| 2/2/2019 21:27 | 0 | 6.851 | 35.6 | 82.5 |

## North Monitoring Station

| Time Stamp | $H_2S$ (PPB) | Battery (Volts) | Temperature (°F) | Humidity (%) |
|---|---|---|---|---|
| 2/2/2019 21:37 | 0 | 6.851 | 35.6 | 83.3 |
| 2/2/2019 21:47 | 0 | 6.851 | 35.4 | 84.0 |
| 2/2/2019 21:57 | 0 | 6.851 | 35.2 | 84.7 |
| 2/2/2019 22:07 | 0 | 6.851 | 35.2 | 85.3 |
| 2/2/2019 22:17 | 0 | 6.851 | 35.1 | 85.8 |
| 2/2/2019 22:27 | 0 | 6.851 | 35.1 | 86.2 |
| 2/2/2019 22:37 | 0 | 6.851 | 34.9 | 86.7 |
| 2/2/2019 22:47 | 0 | 6.851 | 34.9 | 87.1 |
| 2/2/2019 22:57 | 0 | 6.851 | 34.9 | 87.5 |
| 2/2/2019 23:07 | 0 | 6.851 | 34.7 | 87.8 |
| 2/2/2019 23:17 | 0 | 6.851 | 34.5 | 88.1 |
| 2/2/2019 23:27 | 0 | 6.851 | 34.5 | 88.4 |
| 2/2/2019 23:37 | 0 | 6.851 | 34.3 | 88.7 |
| 2/2/2019 23:47 | 0 | 6.851 | 34.3 | 89.1 |
| 2/2/2019 23:57 | 0 | 6.851 | 34.2 | 89.4 |
| 2/3/2019 0:07 | 0 | 6.851 | 34.2 | 89.6 |
| 2/3/2019 0:17 | 0 | 6.842 | 34.0 | 89.9 |
| 2/3/2019 0:27 | 0 | 6.851 | 34.0 | 90.2 |
| 2/3/2019 0:37 | 0 | 6.842 | 34.0 | 90.5 |
| 2/3/2019 0:47 | 0 | 6.842 | 33.8 | 90.7 |
| 2/3/2019 0:57 | 0 | 6.851 | 33.8 | 91.0 |
| 2/3/2019 1:07 | 0 | 6.842 | 33.8 | 91.2 |
| 2/3/2019 1:17 | 0 | 6.842 | 33.8 | 91.5 |
| 2/3/2019 1:27 | 0 | 6.842 | 33.6 | 91.7 |
| 2/3/2019 1:37 | 0 | 6.842 | 33.6 | 91.9 |
| 2/3/2019 1:47 | 0 | 6.842 | 33.6 | 92.1 |
| 2/3/2019 1:57 | 0 | 6.842 | 33.6 | 92.3 |
| 2/3/2019 2:07 | 0 | 6.842 | 33.4 | 92.5 |
| 2/3/2019 2:17 | 0 | 6.842 | 33.4 | 92.7 |
| 2/3/2019 2:27 | 0 | 6.842 | 33.4 | 92.8 |
| 2/3/2019 2:37 | 0 | 6.842 | 33.4 | 93.0 |
| 2/3/2019 2:47 | 0 | 6.842 | 33.3 | 93.1 |
| 2/3/2019 2:57 | 0 | 6.842 | 33.3 | 93.2 |
| 2/3/2019 3:07 | 0 | 6.842 | 33.3 | 93.4 |
| 2/3/2019 3:17 | 0 | 6.842 | 33.3 | 93.6 |
| 2/3/2019 3:27 | 0 | 6.842 | 33.3 | 93.8 |
| 2/3/2019 3:37 | 0 | 6.842 | 33.1 | 94.0 |
| 2/3/2019 3:47 | 0 | 6.842 | 33.1 | 94.1 |
| 2/3/2019 3:57 | 0 | 6.842 | 33.1 | 94.3 |
| 2/3/2019 4:07 | 0 | 6.842 | 33.1 | 94.5 |
| 2/3/2019 4:17 | 0 | 6.842 | 33.1 | 94.7 |
| 2/3/2019 4:27 | 0 | 6.842 | 33.1 | 94.8 |
| 2/3/2019 4:37 | 0 | 6.842 | 33.3 | 95.0 |
| 2/3/2019 4:47 | 0 | 6.842 | 33.3 | 95.1 |
| 2/3/2019 4:57 | 0 | 6.842 | 33.3 | 95.2 |
| 2/3/2019 5:07 | 0 | 6.842 | 33.3 | 95.4 |
| 2/3/2019 5:17 | 0 | 6.842 | 33.3 | 95.4 |
| 2/3/2019 5:27 | 0 | 6.842 | 33.3 | 95.6 |
| 2/3/2019 5:37 | 0 | 6.842 | 33.3 | 95.7 |
| 2/3/2019 5:47 | 0 | 6.842 | 33.3 | 95.8 |
| 2/3/2019 5:57 | 0 | 6.842 | 33.3 | 95.9 |
| 2/3/2019 6:07 | 0 | 6.842 | 33.3 | 96.0 |
| 2/3/2019 6:17 | 0 | 6.842 | 33.3 | 96.1 |
| 2/3/2019 6:27 | 0 | 6.842 | 33.4 | 96.2 |
| 2/3/2019 6:37 | 0 | 6.842 | 33.4 | 96.3 |
| 2/3/2019 6:47 | 0 | 6.842 | 33.4 | 96.4 |

## North Monitoring Station

| Time Stamp | $H_2S$ (PPB) | Battery (Volts) | Temperature (°F) | Humidity (%) |
|---|---|---|---|---|
| 2/3/2019 6:57 | 0 | 6.842 | 33.4 | 96.5 |
| 2/3/2019 7:07 | 0 | 6.842 | 33.4 | 96.5 |
| 2/3/2019 7:17 | 0 | 6.842 | 33.4 | 96.6 |
| 2/3/2019 7:27 | 0 | 6.842 | 33.6 | 96.7 |
| 2/3/2019 7:37 | 0 | 6.842 | 33.6 | 96.7 |
| 2/3/2019 7:47 | 0 | 6.842 | 33.6 | 96.9 |
| 2/3/2019 7:57 | 0 | 6.842 | 33.8 | 96.9 |
| 2/3/2019 8:07 | 0 | 6.842 | 33.8 | 97.0 |
| 2/3/2019 8:17 | 0 | 6.842 | 34.0 | 97.1 |
| 2/3/2019 8:27 | 0 | 6.842 | 34.2 | 97.2 |
| 2/3/2019 8:37 | 0 | 6.842 | 34.3 | 97.2 |
| 2/3/2019 8:47 | 0 | 6.842 | 34.5 | 97.3 |
| 2/3/2019 8:57 | 0 | 6.842 | 34.9 | 97.3 |
| 2/3/2019 9:07 | 0 | 6.842 | 35.1 | 97.3 |
| 2/3/2019 9:17 | 0 | 6.842 | 35.4 | 97.3 |
| 2/3/2019 9:27 | 0 | 6.842 | 36.1 | 97.3 |
| 2/3/2019 9:37 | 0 | 6.842 | 37.0 | 97.2 |
| 2/3/2019 9:47 | 0 | 6.842 | 37.9 | 97.1 |
| 2/3/2019 9:57 | 0 | 6.842 | 38.8 | 96.8 |
| 2/3/2019 10:07 | 0 | 6.851 | 39.7 | 96.4 |
| 2/3/2019 10:17 | 0 | 6.851 | 40.8 | 96.0 |
| 2/3/2019 10:27 | 0 | 6.851 | 42.1 | 95.7 |
| 2/3/2019 10:37 | 0 | 6.851 | 43.7 | 94.9 |
| 2/3/2019 10:47 | 0 | 6.851 | 45.9 | 93.6 |
| 2/3/2019 10:57 | 0 | 6.851 | 47.8 | 91.6 |
| 2/3/2019 11:07 | 0 | 6.851 | 48.9 | 89.5 |
| 2/3/2019 11:17 | 0 | 6.851 | 50.2 | 87.7 |
| 2/3/2019 11:27 | 0 | 6.860 | 52.7 | 85.4 |
| 2/3/2019 11:37 | 0 | 6.860 | 54.7 | 82.4 |
| 2/3/2019 11:47 | 0 | 6.860 | 55.9 | 79.3 |
| 2/3/2019 11:57 | 0 | 6.860 | 56.8 | 76.3 |
| 2/3/2019 12:07 | 0 | 6.860 | 57.6 | 73.7 |
| 2/3/2019 12:17 | 0 | 6.860 | 58.6 | 71.1 |
| 2/3/2019 12:27 | 0 | 6.860 | 59.5 | 68.7 |
| 2/3/2019 12:37 | 0 | 6.869 | 60.6 | 66.4 |
| 2/3/2019 12:47 | 0 | 6.869 | 60.8 | 64.3 |
| 2/3/2019 12:57 | 0 | 6.869 | 60.6 | 62.7 |
| 2/3/2019 13:07 | 0 | 6.869 | 61.0 | 61.3 |
| 2/3/2019 13:17 | 0 | 6.869 | 61.0 | 60.1 |
| 2/3/2019 13:27 | 0 | 6.869 | 60.8 | 59.2 |
| 2/3/2019 13:37 | 0 | 6.869 | 60.6 | 58.5 |
| 2/3/2019 13:47 | 0 | 6.869 | 60.8 | 57.9 |
| 2/3/2019 13:57 | 0 | 6.869 | 61.3 | 57.2 |
| 2/3/2019 14:07 | 0 | 6.869 | 62.1 | 56.1 |
| 2/3/2019 14:17 | 0 | 6.869 | 61.7 | 55.4 |
| 2/3/2019 14:27 | 0 | 6.869 | 61.3 | 55.0 |
| 2/3/2019 14:37 | 0 | 6.869 | 60.3 | 55.1 |
| 2/3/2019 14:47 | 0 | 6.869 | 59.5 | 55.4 |
| 2/3/2019 14:57 | 0 | 6.869 | 58.6 | 55.9 |
| 2/3/2019 15:07 | 0 | 6.869 | 58.3 | 56.3 |
| 2/3/2019 15:17 | 0 | 6.869 | 58.3 | 56.6 |
| 2/3/2019 15:27 | 0 | 6.869 | 58.1 | 56.8 |
| 2/3/2019 15:37 | 0 | 6.869 | 57.6 | 57.1 |
| 2/3/2019 15:47 | 0 | 6.869 | 57.0 | 57.5 |
| 2/3/2019 15:57 | 0 | 6.869 | 56.7 | 57.8 |
| 2/3/2019 16:07 | 0 | 6.869 | 56.1 | 58.3 |

## North Monitoring Station

| Time Stamp | $H_2S$ (PPB) | Battery (Volts) | Temperature (°F) | Humidity (%) |
|---|---|---|---|---|
| 2/3/2019 16:17 | 0 | 6.869 | 55.8 | 58.8 |
| 2/3/2019 16:27 | 0 | 6.869 | 55.4 | 59.2 |
| 2/3/2019 16:37 | 0 | 6.869 | 55.0 | 59.6 |
| 2/3/2019 16:47 | 0 | 6.869 | 54.5 | 60.2 |
| 2/3/2019 16:57 | 0 | 6.860 | 54.1 | 60.7 |
| 2/3/2019 17:07 | 0 | 6.860 | 53.6 | 61.3 |
| 2/3/2019 17:17 | 0 | 6.860 | 53.4 | 61.8 |
| 2/3/2019 17:27 | 0 | 6.860 | 53.1 | 62.3 |
| 2/3/2019 17:37 | 0 | 6.860 | 52.7 | 62.7 |
| 2/3/2019 17:47 | 0 | 6.860 | 52.5 | 63.1 |
| 2/3/2019 17:57 | 0 | 6.860 | 52.3 | 63.4 |
| 2/3/2019 18:07 | 0 | 6.860 | 52.0 | 63.7 |
| 2/3/2019 18:17 | 0 | 6.860 | 51.8 | 64.1 |
| 2/3/2019 18:27 | 0 | 6.860 | 51.8 | 64.4 |
| 2/3/2019 18:37 | 0 | 6.860 | 51.8 | 64.6 |
| 2/3/2019 18:47 | 0 | 6.860 | 51.8 | 64.7 |
| 2/3/2019 18:57 | 0 | 6.860 | 51.8 | 64.7 |
| 2/3/2019 19:07 | 0 | 6.860 | 52.0 | 64.7 |
| 2/3/2019 19:17 | 0 | 6.860 | 52.0 | 64.8 |
| 2/3/2019 19:27 | 0 | 6.860 | 52.2 | 64.6 |
| 2/3/2019 19:37 | 0 | 6.860 | 52.2 | 64.6 |
| 2/3/2019 19:47 | 0 | 6.860 | 51.8 | 64.6 |
| 2/3/2019 19:57 | 0 | 6.860 | 51.8 | 64.7 |
| 2/3/2019 20:07 | 0 | 6.860 | 51.8 | 64.9 |
| 2/3/2019 20:17 | 0 | 6.860 | 51.8 | 65.0 |
| 2/3/2019 20:27 | 0 | 6.860 | 51.8 | 64.9 |
| 2/3/2019 20:37 | 0 | 6.860 | 51.6 | 65.0 |
| 2/3/2019 20:47 | 0 | 6.860 | 51.6 | 65.0 |
| 2/3/2019 20:57 | 0 | 6.860 | 51.4 | 65.1 |
| 2/3/2019 21:07 | 0 | 6.860 | 51.4 | 65.2 |
| 2/3/2019 21:17 | 0 | 6.860 | 51.4 | 65.3 |
| 2/3/2019 21:27 | 0 | 6.860 | 51.3 | 65.4 |
| 2/3/2019 21:37 | 0 | 6.860 | 51.3 | 65.6 |
| 2/3/2019 21:47 | 0 | 6.860 | 51.4 | 65.7 |
| 2/3/2019 21:57 | 0 | 6.860 | 51.4 | 65.6 |
| 2/3/2019 22:07 | 0 | 6.860 | 51.4 | 65.6 |
| 2/3/2019 22:17 | 0 | 6.860 | 51.4 | 65.6 |
| 2/3/2019 22:27 | 0 | 6.860 | 51.4 | 65.7 |
| 2/3/2019 22:37 | 0 | 6.860 | 51.4 | 65.6 |
| 2/3/2019 22:47 | 0 | 6.860 | 51.6 | 65.6 |
| 2/3/2019 22:57 | 0 | 6.860 | 51.6 | 65.5 |
| 2/3/2019 23:07 | 0 | 6.860 | 51.6 | 65.6 |
| 2/3/2019 23:17 | 0 | 6.860 | 51.6 | 65.6 |
| 2/3/2019 23:27 | 0 | 6.860 | 51.4 | 65.7 |
| 2/3/2019 23:37 | 0 | 6.860 | 51.3 | 65.7 |
| 2/3/2019 23:47 | 0 | 6.860 | 50.9 | 65.9 |
| 2/3/2019 23:57 | 0 | 6.860 | 50.5 | 66.4 |
| 2/4/2019 0:07 | 0 | 6.860 | 50.4 | 66.7 |
| 2/4/2019 0:17 | 0 | 6.860 | 50.2 | 67.2 |
| 2/4/2019 0:27 | 0 | 6.860 | 50.2 | 67.5 |
| 2/4/2019 0:37 | 0 | 6.860 | 50.2 | 67.6 |
| 2/4/2019 0:47 | 0 | 6.860 | 50.2 | 67.8 |
| 2/4/2019 0:57 | 0 | 6.860 | 50.2 | 68.0 |
| 2/4/2019 1:07 | 0 | 6.860 | 50.2 | 68.1 |
| 2/4/2019 1:17 | 0 | 6.860 | 50.2 | 68.2 |
| 2/4/2019 1:27 | 0 | 6.860 | 50.0 | 68.2 |

## North Monitoring Station

| Time Stamp | $H_2S$ (PPB) | Battery (Volts) | Temperature (°F) | Humidity (%) |
|---|---|---|---|---|
| 2/4/2019 1:37 | 0 | 6.860 | 49.6 | 68.3 |
| 2/4/2019 1:47 | 0 | 6.860 | 49.5 | 68.7 |
| 2/4/2019 1:57 | 0 | 6.860 | 49.1 | 69.0 |
| 2/4/2019 2:07 | 0 | 6.860 | 48.7 | 69.4 |
| 2/4/2019 2:17 | 0 | 6.860 | 48.4 | 69.8 |
| 2/4/2019 2:27 | 0 | 6.860 | 48.2 | 70.3 |
| 2/4/2019 2:37 | 0 | 6.860 | 48.2 | 70.7 |
| 2/4/2019 2:47 | 0 | 6.860 | 48.0 | 70.9 |
| 2/4/2019 2:57 | 0 | 6.851 | 47.8 | 71.3 |
| 2/4/2019 3:07 | 0 | 6.851 | 47.8 | 71.6 |
| 2/4/2019 3:17 | 0 | 6.851 | 47.8 | 71.9 |
| 2/4/2019 3:27 | 0 | 6.851 | 47.7 | 72.3 |
| 2/4/2019 3:37 | 0 | 6.851 | 47.7 | 72.6 |
| 2/4/2019 3:47 | 0 | 6.851 | 47.7 | 72.8 |
| 2/4/2019 3:57 | 0 | 6.851 | 47.7 | 73.2 |
| 2/4/2019 4:07 | 0 | 6.851 | 47.5 | 73.5 |
| 2/4/2019 4:17 | 0 | 6.851 | 47.3 | 73.9 |
| 2/4/2019 4:27 | 0 | 6.851 | 47.1 | 74.1 |
| 2/4/2019 4:37 | 0 | 6.851 | 47.1 | 74.3 |
| 2/4/2019 4:47 | 0 | 6.851 | 47.1 | 74.6 |
| 2/4/2019 4:57 | 0 | 6.851 | 47.3 | 74.6 |
| 2/4/2019 5:07 | 0 | 6.851 | 47.5 | 74.5 |
| 2/4/2019 5:17 | 0 | 6.851 | 47.5 | 74.4 |
| 2/4/2019 5:27 | 0 | 6.851 | 47.5 | 74.4 |
| 2/4/2019 5:37 | 0 | 6.851 | 47.7 | 74.3 |
| 2/4/2019 5:47 | 0 | 6.851 | 47.7 | 74.1 |
| 2/4/2019 5:57 | 0 | 6.851 | 47.7 | 74.2 |
| 2/4/2019 6:07 | 0 | 6.851 | 47.5 | 74.1 |
| 2/4/2019 6:17 | 0 | 6.851 | 47.3 | 74.1 |
| 2/4/2019 6:27 | 0 | 6.851 | 47.3 | 74.1 |
| 2/4/2019 6:37 | 0 | 6.851 | 47.3 | 74.2 |
| 2/4/2019 6:47 | 0 | 6.851 | 47.5 | 74.3 |
| 2/4/2019 6:57 | 0 | 6.851 | 47.8 | 74.1 |
| 2/4/2019 7:07 | 0 | 6.851 | 47.8 | 74.0 |
| 2/4/2019 7:17 | 0 | 6.851 | 47.8 | 73.8 |
| 2/4/2019 7:27 | 0 | 6.851 | 47.8 | 73.8 |
| 2/4/2019 7:37 | 0 | 6.851 | 47.7 | 73.7 |
| 2/4/2019 7:47 | 0 | 6.851 | 47.7 | 73.8 |
| 2/4/2019 7:57 | 0 | 6.851 | 47.7 | 73.9 |
| 2/4/2019 8:07 | 0 | 6.851 | 47.8 | 74.0 |
| 2/4/2019 8:17 | 0 | 6.851 | 48.0 | 73.9 |
| 2/4/2019 8:27 | 0 | 6.851 | 48.2 | 73.9 |
| 2/4/2019 8:37 | 0 | 6.851 | 48.7 | 73.8 |
| 2/4/2019 8:47 | 0 | 6.851 | 49.5 | 73.5 |
| 2/4/2019 8:57 | 0 | 6.851 | 50.2 | 73.0 |
| 2/4/2019 9:07 | 0 | 6.851 | 51.8 | 72.2 |
| 2/4/2019 9:17 | 0 | 6.851 | 53.6 | 70.8 |
| 2/4/2019 9:27 | 0 | 6.860 | 55.4 | 69.0 |
| 2/4/2019 9:37 | 0 | 6.860 | 57.0 | 67.2 |
| 2/4/2019 9:47 | 0 | 6.860 | 58.5 | 65.3 |
| 2/4/2019 9:57 | 0 | 6.860 | 59.7 | 63.5 |
| 2/4/2019 10:07 | 0 | 6.860 | 60.8 | 61.7 |
| 2/4/2019 10:17 | 0 | 6.860 | 61.9 | 59.9 |
| 2/4/2019 10:27 | 0 | 6.860 | 62.8 | 58.4 |
| 2/4/2019 10:37 | 0 | 6.860 | 63.7 | 56.9 |
| 2/4/2019 10:47 | 0 | 6.860 | 64.4 | 55.8 |

## North Monitoring Station

| Time Stamp | $H_2S$ (PPB) | Battery (Volts) | Temperature (°F) | Humidity (%) |
|---|---|---|---|---|
| 2/4/2019 10:57 | 0 | 6.869 | 64.9 | 54.7 |
| 2/4/2019 11:07 | 0 | 6.869 | 65.5 | 54.0 |
| 2/4/2019 11:17 | 0 | 6.869 | 66.0 | 53.2 |
| 2/4/2019 11:27 | 0 | 6.869 | 66.2 | 52.6 |
| 2/4/2019 11:37 | 0 | 6.869 | 66.4 | 52.0 |
| 2/4/2019 11:47 | 0 | 6.869 | 66.2 | 52.0 |
| 2/4/2019 11:57 | 0 | 6.869 | 66.0 | 52.1 |
| 2/4/2019 12:07 | 0 | 6.869 | 65.8 | 52.4 |
| 2/4/2019 12:17 | 0 | 6.869 | 65.8 | 52.5 |
| 2/4/2019 12:27 | 0 | 6.869 | 66.0 | 52.6 |
| 2/4/2019 12:37 | 0 | 6.869 | 66.4 | 52.4 |
| 2/4/2019 12:47 | 0 | 6.869 | 66.7 | 52.2 |
| 2/4/2019 12:57 | 0 | 6.869 | 66.9 | 52.1 |
| 2/4/2019 13:07 | 0 | 6.869 | 67.1 | 52.0 |
| 2/4/2019 13:17 | 0 | 6.869 | 67.1 | 52.0 |
| 2/4/2019 13:27 | 0 | 6.869 | 66.9 | 52.3 |
| 2/4/2019 13:37 | 0 | 6.869 | 66.7 | 52.5 |
| 2/4/2019 13:47 | 0 | 6.869 | 66.4 | 52.4 |
| 2/4/2019 13:57 | 0 | 6.869 | 66.2 | 52.6 |
| 2/4/2019 14:07 | 0 | 6.869 | 66.2 | 52.4 |
| 2/4/2019 14:17 | 0 | 6.869 | 66.2 | 52.2 |
| 2/4/2019 14:27 | 0 | 6.869 | 66.4 | 52.0 |
| 2/4/2019 14:37 | 0 | 6.869 | 66.4 | 51.9 |
| 2/4/2019 14:47 | 0 | 6.869 | 66.2 | 51.7 |
| 2/4/2019 14:57 | 0 | 6.869 | 66.0 | 51.6 |
| 2/4/2019 15:07 | 0 | 6.869 | 65.8 | 51.4 |
| 2/4/2019 15:17 | 0 | 6.869 | 65.5 | 51.2 |
| 2/4/2019 15:27 | 0 | 6.869 | 65.1 | 51.1 |
| 2/4/2019 15:37 | 0 | 6.869 | 64.9 | 51.0 |
| 2/4/2019 15:47 | 0 | 6.869 | 64.6 | 50.8 |
| 2/4/2019 15:57 | 0 | 6.869 | 64.2 | 50.6 |
| 2/4/2019 16:07 | 0 | 6.869 | 63.9 | 50.7 |
| 2/4/2019 16:17 | 0 | 6.869 | 63.5 | 50.8 |
| 2/4/2019 16:27 | 0 | 6.869 | 63.0 | 51.1 |
| 2/4/2019 16:37 | 0 | 6.869 | 62.6 | 51.2 |
| 2/4/2019 16:47 | 0 | 6.869 | 62.1 | 51.5 |
| 2/4/2019 16:57 | 0 | 6.869 | 61.3 | 51.9 |
| 2/4/2019 17:07 | 0 | 6.869 | 60.8 | 52.3 |
| 2/4/2019 17:17 | 0 | 6.869 | 60.1 | 53.0 |
| 2/4/2019 17:27 | 0 | 6.869 | 59.5 | 53.5 |
| 2/4/2019 17:37 | 0 | 6.869 | 59.0 | 54.1 |
| 2/4/2019 17:47 | 0 | 6.860 | 58.5 | 54.7 |
| 2/4/2019 17:57 | 0 | 6.860 | 57.9 | 55.2 |
| 2/4/2019 18:07 | 0 | 6.860 | 57.0 | 55.7 |
| 2/4/2019 18:17 | 0 | 6.860 | 56.1 | 56.5 |
| 2/4/2019 18:27 | 0 | 6.860 | 55.2 | 57.3 |
| 2/4/2019 18:37 | 0 | 6.860 | 54.5 | 58.3 |
| 2/4/2019 18:47 | 0 | 6.860 | 53.8 | 59.4 |
| 2/4/2019 18:57 | 0 | 6.860 | 53.4 | 60.2 |
| 2/4/2019 19:07 | 0 | 6.860 | 53.1 | 61.0 |
| 2/4/2019 19:17 | 0 | 6.860 | 52.5 | 61.7 |
| 2/4/2019 19:27 | 0 | 6.860 | 52.3 | 62.3 |
| 2/4/2019 19:37 | 0 | 6.860 | 52.0 | 62.8 |
| 2/4/2019 19:47 | 0 | 6.860 | 51.8 | 63.2 |
| 2/4/2019 19:57 | 0 | 6.860 | 51.6 | 63.6 |
| 2/4/2019 20:07 | 0 | 6.860 | 51.4 | 64.0 |

## North Monitoring Station

| Time Stamp | $H_2S$ (PPB) | Battery (Volts) | Temperature (°F) | Humidity (%) |
|---|---|---|---|---|
| 2/4/2019 20:17 | 0 | 6.851 | 51.3 | 64.4 |
| 2/4/2019 20:27 | 0 | 6.851 | 51.3 | 64.7 |
| 2/4/2019 20:37 | 0 | 6.851 | 51.1 | 64.9 |
| 2/4/2019 20:47 | 0 | 6.851 | 51.1 | 65.1 |
| 2/4/2019 20:57 | 0 | 6.851 | 51.1 | 65.3 |
| 2/4/2019 21:07 | 0 | 6.851 | 50.9 | 65.5 |
| 2/4/2019 21:17 | 0 | 6.851 | 50.9 | 65.8 |
| 2/4/2019 21:27 | 0 | 6.851 | 51.6 | 65.9 |
| 2/4/2019 21:37 | 0 | 6.851 | 52.2 | 65.7 |
| 2/4/2019 21:47 | 0 | 6.851 | 52.7 | 65.1 |
| 2/4/2019 21:57 | 0 | 6.851 | 53.4 | 64.6 |
| 2/4/2019 22:07 | 0 | 6.851 | 54.1 | 63.8 |
| 2/4/2019 22:17 | 0 | 6.851 | 54.7 | 63.0 |
| 2/4/2019 22:27 | 0 | 6.860 | 55.2 | 62.3 |
| 2/4/2019 22:37 | 0 | 6.860 | 55.4 | 61.7 |
| 2/4/2019 22:47 | 0 | 6.860 | 55.4 | 61.2 |
| 2/4/2019 22:57 | 0 | 6.860 | 55.6 | 60.8 |
| 2/4/2019 23:07 | 0 | 6.860 | 55.6 | 60.5 |
| 2/4/2019 23:17 | 0 | 6.860 | 55.6 | 60.3 |
| 2/4/2019 23:27 | 0 | 6.860 | 55.6 | 60.3 |
| 2/4/2019 23:37 | 0 | 6.860 | 55.8 | 60.1 |
| 2/4/2019 23:47 | 0 | 6.860 | 56.1 | 60.0 |
| 2/4/2019 23:57 | 0 | 6.860 | 56.5 | 59.7 |
| 2/5/2019 0:07 | 0 | 6.860 | 56.7 | 59.6 |
| 2/5/2019 0:17 | 0 | 6.860 | 56.8 | 59.7 |
| 2/5/2019 0:27 | 0 | 6.860 | 57.0 | 59.9 |
| 2/5/2019 0:37 | 0 | 6.860 | 57.0 | 60.2 |
| 2/5/2019 0:47 | 0 | 6.860 | 56.8 | 60.5 |
| 2/5/2019 0:57 | 0 | 6.860 | 56.8 | 60.6 |
| 2/5/2019 1:07 | 0 | 6.860 | 56.7 | 60.8 |
| 2/5/2019 1:17 | 0 | 6.860 | 56.5 | 61.2 |
| 2/5/2019 1:27 | 0 | 6.860 | 56.3 | 63.1 |
| 2/5/2019 1:37 | 0 | 6.860 | 55.9 | 63.9 |
| 2/5/2019 1:47 | 0 | 6.860 | 55.6 | 64.9 |
| 2/5/2019 1:57 | 0 | 6.860 | 55.6 | 66.2 |
| 2/5/2019 2:07 | 0 | 6.860 | 55.2 | 67.1 |
| 2/5/2019 2:17 | 0 | 6.860 | 55.0 | 67.7 |
| 2/5/2019 2:27 | 0 | 6.860 | 55.2 | 68.4 |
| 2/5/2019 2:37 | 0 | 6.860 | 55.2 | 69.2 |
| 2/5/2019 2:47 | 0 | 6.860 | 55.2 | 70.0 |
| 2/5/2019 2:57 | 0 | 6.860 | 55.2 | 70.6 |
| 2/5/2019 3:07 | 0 | 6.860 | 55.2 | 71.3 |
| 2/5/2019 3:17 | 0 | 6.860 | 55.2 | 72.0 |
| 2/5/2019 3:27 | 0 | 6.860 | 55.0 | 72.8 |
| 2/5/2019 3:37 | 0 | 6.860 | 54.7 | 73.7 |
| 2/5/2019 3:47 | 0 | 6.860 | 54.5 | 74.7 |
| 2/5/2019 3:57 | 0 | 6.860 | 54.1 | 75.7 |
| 2/5/2019 4:07 | 0 | 6.860 | 54.0 | 76.9 |
| 2/5/2019 4:17 | 0 | 6.860 | 53.4 | 78.2 |
| 2/5/2019 4:27 | 0 | 6.860 | 52.9 | 79.4 |
| 2/5/2019 4:37 | 0 | 6.860 | 52.3 | 80.4 |
| 2/5/2019 4:47 | 0 | 6.851 | 52.0 | 81.4 |
| 2/5/2019 4:57 | 0 | 6.860 | 51.4 | 82.2 |
| 2/5/2019 5:07 | 0 | 6.851 | 51.1 | 82.8 |
| 2/5/2019 5:17 | 0 | 6.851 | 50.9 | 83.3 |
| 2/5/2019 5:27 | 0 | 6.851 | 50.5 | 83.7 |

## North Monitoring Station

| Time Stamp | $H_2S$ (PPB) | Battery (Volts) | Temperature (°F) | Humidity (%) |
|---|---|---|---|---|
| 2/5/2019 5:37 | 0 | 6.851 | 50.2 | 84.1 |
| 2/5/2019 5:47 | 4 | 6.851 | 50.0 | 84.3 |
| 2/5/2019 5:57 | 0 | 6.851 | 49.8 | 84.6 |
| 2/5/2019 6:07 | 0 | 6.851 | 49.6 | 84.7 |
| 2/5/2019 6:17 | 0 | 6.851 | 49.5 | 84.7 |
| 2/5/2019 6:27 | 0 | 6.851 | 49.5 | 84.7 |
| 2/5/2019 6:37 | 0 | 6.851 | 49.3 | 84.7 |
| 2/5/2019 6:47 | 0 | 6.851 | 49.1 | 84.6 |
| 2/5/2019 6:57 | 0 | 6.851 | 48.7 | 84.7 |
| 2/5/2019 7:07 | 0 | 6.851 | 48.6 | 84.9 |
| 2/5/2019 7:17 | 0 | 6.851 | 48.6 | 85.0 |
| 2/5/2019 7:27 | 0 | 6.851 | 48.4 | 84.9 |
| 2/5/2019 7:37 | 0 | 6.851 | 48.2 | 84.9 |
| 2/5/2019 7:47 | 0 | 6.851 | 48.2 | 85.0 |
| 2/5/2019 7:57 | 0 | 6.851 | 48.0 | 85.0 |
| 2/5/2019 8:07 | 0 | 6.851 | 48.0 | 85.0 |
| 2/5/2019 8:17 | 0 | 6.851 | 47.8 | 85.1 |
| 2/5/2019 8:27 | 0 | 6.851 | 47.8 | 85.1 |
| 2/5/2019 8:37 | 0 | 6.851 | 47.7 | 85.2 |
| 2/5/2019 8:47 | 0 | 6.851 | 47.5 | 85.0 |
| 2/5/2019 8:57 | 0 | 6.851 | 47.5 | 84.7 |
| 2/5/2019 9:07 | 0 | 6.851 | 47.5 | 84.3 |
| 2/5/2019 9:17 | 0 | 6.851 | 47.5 | 84.0 |
| 2/5/2019 9:27 | 0 | 6.851 | 47.5 | 83.7 |
| 2/5/2019 9:37 | 0 | 6.851 | 47.5 | 83.4 |
| 2/5/2019 9:47 | 0 | 6.851 | 47.5 | 83.0 |
| 2/5/2019 9:57 | 0 | 6.851 | 47.5 | 82.7 |
| 2/5/2019 10:07 | 0 | 6.851 | 47.3 | 82.5 |
| 2/5/2019 10:17 | 0 | 6.851 | 47.1 | 82.3 |
| 2/5/2019 10:27 | 0 | 6.851 | 46.9 | 82.3 |
| 2/5/2019 10:37 | 0 | 6.851 | 46.8 | 81.8 |
| 2/5/2019 10:47 | 0 | 6.851 | 46.4 | 81.2 |
| 2/5/2019 10:57 | 0 | 6.851 | 45.9 | 80.6 |
| 2/5/2019 11:07 | 0 | 6.851 | 45.3 | 80.0 |
| 2/5/2019 11:17 | 0 | 6.851 | 45.0 | 79.3 |
| 2/5/2019 11:27 | 0 | 6.842 | 44.6 | 79.0 |
| 2/5/2019 11:37 | 0 | 6.842 | 44.2 | 78.8 |
| 2/5/2019 11:47 | 0 | 6.842 | 43.9 | 78.9 |
| 2/5/2019 11:57 | 0 | 6.842 | 43.7 | 78.4 |
| 2/5/2019 12:07 | 0 | 6.842 | 42.8 | 77.9 |
| 2/5/2019 12:17 | 0 | 6.842 | 41.9 | 77.7 |
| 2/5/2019 12:27 | 0 | 6.842 | 41.2 | 77.6 |
| 2/5/2019 12:37 | 0 | 6.842 | 40.3 | 77.7 |
| 2/5/2019 12:47 | 0 | 6.842 | 39.7 | 77.5 |
| 2/5/2019 12:57 | 0 | 6.842 | 39.4 | 77.4 |
| 2/5/2019 13:07 | 0 | 6.833 | 38.8 | 77.2 |
| 2/5/2019 13:17 | 0 | 6.833 | 38.5 | 77.3 |
| 2/5/2019 13:27 | 0 | 6.833 | 38.1 | 77.3 |
| 2/5/2019 13:37 | 0 | 6.833 | 37.9 | 77.4 |
| 2/5/2019 13:47 | 0 | 6.833 | 37.8 | 77.0 |
| 2/5/2019 13:57 | 0 | 6.833 | 37.6 | 76.7 |
| 2/5/2019 14:07 | 0 | 6.833 | 37.2 | 76.4 |
| 2/5/2019 14:17 | 0 | 6.833 | 37.0 | 76.1 |
| 2/5/2019 14:27 | 0 | 6.833 | 36.9 | 76.1 |
| 2/5/2019 14:37 | 0 | 6.833 | 36.7 | 76.0 |
| 2/5/2019 14:47 | 0 | 6.833 | 36.5 | 75.8 |

## North Monitoring Station

| Time Stamp | $H_2S$ (PPB) | Battery (Volts) | Temperature (°F) | Humidity (%) |
|---|---|---|---|---|
| 2/5/2019 14:57 | 0 | 6.833 | 36.5 | 75.7 |
| 2/5/2019 15:07 | 0 | 6.833 | 36.3 | 75.6 |
| 2/5/2019 15:17 | 0 | 6.833 | 36.3 | 75.4 |
| 2/5/2019 15:27 | 0 | 6.833 | 36.1 | 75.5 |
| 2/5/2019 15:37 | 0 | 6.833 | 36.0 | 75.6 |
| 2/5/2019 15:47 | 0 | 6.833 | 35.6 | 75.7 |
| 2/5/2019 15:57 | 0 | 6.833 | 35.4 | 75.7 |
| 2/5/2019 16:07 | 0 | 6.833 | 35.1 | 75.6 |
| 2/5/2019 16:17 | 0 | 6.825 | 34.9 | 75.7 |
| 2/5/2019 16:27 | 0 | 6.825 | 34.7 | 75.8 |
| 2/5/2019 16:37 | 0 | 6.825 | 34.3 | 75.8 |
| 2/5/2019 16:47 | 0 | 6.825 | 34.0 | 75.8 |
| 2/5/2019 16:57 | 0 | 6.825 | 33.8 | 76.0 |
| 2/5/2019 17:07 | 0 | 6.825 | 33.6 | 76.1 |
| 2/5/2019 17:17 | 0 | 6.825 | 33.4 | 76.4 |
| 2/5/2019 17:27 | 0 | 6.825 | 33.3 | 76.4 |
| 2/5/2019 17:37 | 0 | 6.825 | 32.9 | 76.4 |
| 2/5/2019 17:47 | 0 | 6.825 | 32.7 | 76.5 |
| 2/5/2019 17:57 | 0 | 6.825 | 32.5 | 76.6 |
| 2/5/2019 18:07 | 0 | 6.825 | 32.4 | 76.5 |
| 2/5/2019 18:17 | 0 | 6.825 | 32.2 | 76.6 |
| 2/5/2019 18:27 | 0 | 6.825 | 32.0 | 76.7 |
| 2/5/2019 18:37 | 0 | 6.825 | 32.0 | 76.7 |
| 2/5/2019 18:47 | 0 | 6.825 | 31.8 | 76.7 |
| 2/5/2019 18:57 | 0 | 6.825 | 31.6 | 76.9 |
| 2/5/2019 19:07 | 0 | 6.825 | 31.5 | 77.0 |
| 2/5/2019 19:17 | 0 | 6.825 | 31.3 | 77.1 |
| 2/5/2019 19:27 | 0 | 6.825 | 31.3 | 77.2 |
| 2/5/2019 19:37 | 0 | 6.825 | 31.1 | 77.3 |
| 2/5/2019 19:47 | 0 | 6.825 | 31.1 | 77.4 |
| 2/5/2019 19:57 | 0 | 6.825 | 30.9 | 77.4 |
| 2/5/2019 20:07 | 0 | 6.816 | 30.7 | 77.4 |
| 2/5/2019 20:17 | 0 | 6.825 | 30.7 | 77.4 |
| 2/5/2019 20:27 | 0 | 6.816 | 30.7 | 77.3 |
| 2/5/2019 20:37 | 0 | 6.816 | 30.6 | 77.3 |
| 2/5/2019 20:47 | 0 | 6.816 | 30.6 | 77.4 |
| 2/5/2019 20:57 | 0 | 6.816 | 30.6 | 77.4 |
| 2/5/2019 21:07 | 0 | 6.816 | 30.4 | 77.3 |
| 2/5/2019 21:17 | 0 | 6.825 | 30.4 | 77.4 |
| 2/5/2019 21:27 | 0 | 6.825 | 30.4 | 77.4 |
| 2/5/2019 21:37 | 0 | 6.816 | 30.2 | 77.4 |
| 2/5/2019 21:47 | 0 | 6.816 | 30.2 | 77.5 |
| 2/5/2019 21:57 | 0 | 6.816 | 30.2 | 77.5 |
| 2/5/2019 22:07 | 0 | 6.816 | 30.2 | 77.6 |
| 2/5/2019 22:17 | 0 | 6.816 | 30.2 | 77.7 |
| 2/5/2019 22:27 | 0 | 6.816 | 30.2 | 77.9 |
| 2/5/2019 22:37 | 0 | 6.825 | 30.2 | 77.9 |
| 2/5/2019 22:47 | 0 | 6.816 | 30.2 | 77.9 |
| 2/5/2019 22:57 | 0 | 6.816 | 30.2 | 77.8 |
| 2/5/2019 23:07 | 0 | 6.816 | 30.2 | 77.9 |
| 2/5/2019 23:17 | 0 | 6.825 | 30.0 | 77.8 |
| 2/5/2019 23:27 | 0 | 6.816 | 30.0 | 77.9 |
| 2/5/2019 23:37 | 0 | 6.816 | 30.0 | 78.0 |
| 2/5/2019 23:47 | 0 | 6.816 | 30.0 | 78.0 |
| 2/5/2019 23:57 | 0 | 6.816 | 30.0 | 78.0 |

## East Monitoring Station

| Time Stamp | $H_2S$ (PPB) | Battery (Volts) | Temperature (°F) | Humidity (%) |
|---|---|---|---|---|
| 1/23/19 0:03 | 0 | 2.301 | 27 | 58 |
| 1/23/19 0:13 | 0 | 2.301 | 27.1 | 57.8 |
| 1/23/19 0:23 | 0 | 2.301 | 27.3 | 57.6 |
| 1/23/19 0:33 | 0 | 2.301 | 27.5 | 57.6 |
| 1/23/19 0:43 | 0 | 2.310 | 27.7 | 57.5 |
| 1/23/19 0:53 | 0 | 2.310 | 27.9 | 57.3 |
| 1/23/19 1:03 | 0 | 2.310 | 28.0 | 57.2 |
| 1/23/19 1:13 | 0 | 2.310 | 28.2 | 57.0 |
| 1/23/19 1:23 | 0 | 2.310 | 28.4 | 56.8 |
| 1/23/19 1:33 | 0 | 2.310 | 28.6 | 56.6 |
| 1/23/19 1:43 | 0 | 2.318 | 28.8 | 56.6 |
| 1/23/19 1:53 | 0 | 2.318 | 28.9 | 56.8 |
| 1/23/19 2:03 | 0 | 2.318 | 29.1 | 57.2 |
| 1/23/19 2:13 | 0 | 2.318 | 29.1 | 57.3 |
| 1/23/19 2:23 | 0 | 2.318 | 29.1 | 57.2 |
| 1/23/19 2:33 | 0 | 2.318 | 28.9 | 57.3 |
| 1/23/19 2:43 | 0 | 2.318 | 28.9 | 57.7 |
| 1/23/19 2:53 | 0 | 2.318 | 28.8 | 58.0 |
| 1/23/19 3:03 | 0 | 2.318 | 28.9 | 58.3 |
| 1/23/19 3:13 | 0 | 2.318 | 28.9 | 58.6 |
| 1/23/19 3:23 | 0 | 2.318 | 28.9 | 59.2 |
| 1/23/19 3:33 | 0 | 2.318 | 28.9 | 59.7 |
| 1/23/19 3:43 | 0 | 2.318 | 29.1 | 60.3 |
| 1/23/19 3:53 | 0 | 2.318 | 29.3 | 61.6 |
| 1/23/19 4:03 | 0 | 2.327 | 29.5 | 62.9 |
| 1/23/19 4:13 | 0 | 2.327 | 29.7 | 64.0 |
| 1/23/19 4:23 | 0 | 2.327 | 29.7 | 64.7 |
| 1/23/19 4:33 | 0 | 2.327 | 29.8 | 65.1 |
| 1/23/19 4:43 | 0 | 2.327 | 30.0 | 65.0 |
| 1/23/19 4:53 | 0 | 2.327 | 30.2 | 64.8 |
| 1/23/19 5:03 | 0 | 2.327 | 30.4 | 64.7 |
| 1/23/19 5:13 | 0 | 2.327 | 30.4 | 64.3 |
| 1/23/19 5:23 | 0 | 2.327 | 30.6 | 64.2 |
| 1/23/19 5:33 | 0 | 2.327 | 30.7 | 63.9 |
| 1/23/19 5:43 | 0 | 2.327 | 30.7 | 63.7 |
| 1/23/19 5:53 | 0 | 2.336 | 30.7 | 63.7 |
| 1/23/19 6:03 | 0 | 2.336 | 30.9 | 63.5 |
| 1/23/19 6:13 | 0 | 2.336 | 30.9 | 63.3 |
| 1/23/19 6:23 | 0 | 2.336 | 30.9 | 63.1 |
| 1/23/19 6:33 | 0 | 2.336 | 30.9 | 63.1 |
| 1/23/19 6:43 | 0 | 2.336 | 30.9 | 63.4 |
| 1/23/19 6:53 | 0 | 2.336 | 30.9 | 64.0 |
| 1/23/19 7:03 | 0 | 2.336 | 30.9 | 64.8 |
| 1/23/19 7:13 | 0 | 2.336 | 30.7 | 65.9 |
| 1/23/19 7:23 | 0 | 2.336 | 30.7 | 66.9 |
| 1/23/19 7:33 | 0 | 2.336 | 30.7 | 67.7 |
| 1/23/19 7:43 | 0 | 2.336 | 30.7 | 68.7 |
| 1/23/19 7:53 | 0 | 2.336 | 30.6 | 69.4 |
| 1/23/19 8:03 | 0 | 2.336 | 30.7 | 70.1 |
| 1/23/19 8:13 | 0 | 2.336 | 30.7 | 70.5 |
| 1/23/19 8:23 | 0 | 2.336 | 30.9 | 71.0 |
| 1/23/19 8:33 | 0 | 2.336 | 30.9 | 71.3 |
| 1/23/19 8:43 | 0 | 2.336 | 31.1 | 71.6 |
| 1/23/19 8:53 | 0 | 2.336 | 31.5 | 71.9 |
| 1/23/19 9:03 | 0 | 2.336 | 32.0 | 71.9 |
| 1/23/19 9:13 | 0 | 2.336 | 32.2 | 71.8 |
| 1/23/19 9:23 | 0 | 2.336 | 32.7 | 71.5 |

## East Monitoring Station

| Time Stamp | $H_2S$ (PPB) | Battery (Volts) | Temperature (°F) | Humidity (%) |
|---|---|---|---|---|
| 1/23/19 9:33 | 0 | 2.336 | 33.3 | 71.3 |
| 1/23/19 9:43 | 0 | 2.345 | 33.8 | 70.9 |
| 1/23/19 9:53 | 0 | 2.345 | 34.3 | 70.6 |
| 1/23/19 10:03 | 0 | 2.345 | 34.9 | 70.5 |
| 1/23/19 10:13 | 0 | 2.345 | 35.4 | 70.2 |
| 1/23/19 10:23 | 0 | 2.354 | 36.0 | 70.1 |
| 1/23/19 10:33 | 0 | 2.354 | 36.5 | 70.1 |
| 1/23/19 10:43 | 0 | 2.354 | 36.9 | 70.0 |
| 1/23/19 10:53 | 0 | 2.354 | 37.0 | 70.0 |
| 1/23/19 11:03 | 0 | 2.362 | 37.4 | 69.9 |
| 1/23/19 11:13 | 0 | 2.362 | 37.9 | 69.9 |
| 1/23/19 11:23 | 0 | 2.362 | 37.9 | 70.0 |
| 1/23/19 11:33 | 0 | 2.362 | 38.1 | 70.0 |
| 1/23/19 11:43 | 0 | 2.371 | 38.1 | 70.0 |
| 1/23/19 11:53 | 0 | 2.371 | 38.1 | 70.3 |
| 1/23/19 12:03 | 0 | 2.371 | 38.1 | 70.8 |
| 1/23/19 12:13 | 0 | 2.371 | 38.3 | 71.3 |
| 1/23/19 12:23 | 0 | 2.371 | 38.3 | 71.7 |
| 1/23/19 12:33 | 0 | 2.371 | 38.3 | 72.1 |
| 1/23/19 12:43 | 0 | 2.371 | 38.5 | 72.5 |
| 1/23/19 12:53 | 0 | 2.371 | 39.0 | 72.9 |
| 1/23/19 13:03 | 0 | 2.380 | 39.2 | 73.1 |
| 1/23/19 13:13 | 0 | 2.380 | 39.6 | 73.1 |
| 1/23/19 13:23 | 0 | 2.380 | 39.9 | 73.2 |
| 1/23/19 13:33 | 0 | 2.380 | 40.3 | 73.2 |
| 1/23/19 13:43 | 0 | 2.380 | 40.8 | 73.1 |
| 1/23/19 13:53 | 0 | 2.389 | 41.5 | 72.9 |
| 1/23/19 14:03 | 0 | 2.389 | 42.4 | 73.0 |
| 1/23/19 14:13 | 0 | 2.389 | 43.3 | 73.1 |
| 1/23/19 14:23 | 0 | 2.398 | 43.9 | 72.9 |
| 1/23/19 14:33 | 0 | 2.398 | 44.2 | 72.7 |
| 1/23/19 14:43 | 0 | 2.406 | 44.8 | 72.6 |
| 1/23/19 14:53 | 0 | 2.406 | 45.1 | 72.4 |
| 1/23/19 15:03 | 0 | 2.406 | 45.1 | 72.3 |
| 1/23/19 15:13 | 0 | 2.406 | 45.0 | 72.3 |
| 1/23/19 15:23 | 0 | 2.415 | 44.8 | 72.7 |
| 1/23/19 15:33 | 0 | 2.415 | 44.4 | 73.4 |
| 1/23/19 15:43 | 0 | 2.415 | 44.1 | 74.0 |
| 1/23/19 15:53 | 0 | 2.415 | 43.5 | 74.6 |
| 1/23/19 16:03 | 0 | 2.415 | 43.2 | 75.2 |
| 1/23/19 16:13 | 0 | 2.415 | 42.8 | 75.8 |
| 1/23/19 16:23 | 0 | 2.415 | 42.6 | 76.5 |
| 1/23/19 16:33 | 0 | 2.415 | 42.3 | 77.2 |
| 1/23/19 16:43 | 0 | 2.415 | 42.1 | 77.9 |
| 1/23/19 16:53 | 0 | 2.415 | 42.1 | 78.5 |
| 1/23/19 17:03 | 0 | 2.415 | 41.9 | 79.0 |
| 1/23/19 17:13 | 0 | 2.415 | 41.7 | 79.3 |
| 1/23/19 17:23 | 0 | 2.415 | 41.4 | 79.7 |
| 1/23/19 17:33 | 0 | 2.415 | 41.4 | 80.0 |
| 1/23/19 17:43 | 0 | 2.415 | 41.2 | 80.4 |
| 1/23/19 17:53 | 0 | 2.415 | 41.2 | 80.7 |
| 1/23/19 18:03 | 0 | 2.415 | 41.2 | 81.0 |
| 1/23/19 18:13 | 0 | 2.424 | 41.2 | 81.3 |
| 1/23/19 18:23 | 0 | 2.424 | 41.2 | 81.5 |
| 1/23/19 18:33 | 0 | 2.424 | 41.4 | 81.7 |
| 1/23/19 18:43 | 0 | 2.424 | 41.5 | 81.8 |
| 1/23/19 18:53 | 0 | 2.424 | 41.7 | 81.8 |

## East Monitoring Station

| Time Stamp | $H_2S$ (PPB) | Battery (Volts) | Temperature (°F) | Humidity (%) |
|---|---|---|---|---|
| 1/23/19 19:03 | 0 | 2.424 | 41.9 | 81.8 |
| 1/23/19 19:13 | 0 | 2.424 | 41.9 | 81.8 |
| 1/23/19 19:23 | 0 | 2.424 | 42.1 | 82.0 |
| 1/23/19 19:33 | 0 | 2.424 | 42.3 | 82.0 |
| 1/23/19 19:43 | 0 | 2.424 | 42.3 | 82.0 |
| 1/23/19 19:53 | 0 | 2.424 | 42.4 | 82.0 |
| 1/23/19 20:03 | 0 | 2.433 | 42.6 | 82.0 |
| 1/23/19 20:13 | 0 | 2.433 | 42.8 | 81.9 |
| 1/23/19 20:23 | 0 | 2.433 | 43.0 | 82.0 |
| 1/23/19 20:33 | 0 | 2.433 | 43.0 | 81.8 |
| 1/23/19 20:43 | 0 | 2.433 | 43.0 | 81.8 |
| 1/23/19 20:53 | 0 | 2.433 | 42.8 | 81.8 |
| 1/23/19 21:03 | 0 | 2.433 | 42.8 | 81.7 |
| 1/23/19 21:13 | 0 | 2.433 | 42.6 | 81.7 |
| 1/23/19 21:23 | 0 | 2.433 | 42.4 | 81.9 |
| 1/23/19 21:33 | 0 | 2.433 | 42.4 | 82.2 |
| 1/23/19 21:43 | 0 | 2.433 | 42.6 | 82.4 |
| 1/23/19 21:53 | 0 | 2.433 | 42.8 | 82.5 |
| 1/23/19 22:03 | 0 | 2.433 | 43.0 | 82.6 |
| 1/23/19 22:13 | 0 | 2.433 | 43.0 | 82.6 |
| 1/23/19 22:23 | 0 | 2.433 | 43.2 | 82.6 |
| 1/23/19 22:33 | 0 | 2.441 | 43.2 | 82.7 |
| 1/23/19 22:43 | 0 | 2.441 | 43.3 | 82.8 |
| 1/23/19 22:53 | 0 | 2.441 | 43.3 | 82.8 |
| 1/23/19 23:03 | 0 | 2.441 | 43.3 | 82.8 |
| 1/23/19 23:13 | 0 | 2.441 | 43.3 | 82.9 |
| 1/23/19 23:23 | 0 | 2.441 | 43.3 | 83.0 |
| 1/23/19 23:33 | 0 | 2.441 | 43.3 | 83.2 |
| 1/23/19 23:43 | 0 | 2.441 | 43.5 | 83.3 |
| 1/23/19 23:53 | 0 | 2.441 | 43.5 | 83.2 |
| 1/24/19 0:03 | 0 | 2.441 | 43.3 | 83.4 |
| 1/24/19 0:13 | 0 | 2.441 | 43.3 | 83.5 |
| 1/24/19 0:23 | 0 | 2.441 | 43.3 | 83.6 |
| 1/24/19 0:33 | 0 | 2.441 | 43.3 | 83.8 |
| 1/24/19 0:43 | 0 | 2.441 | 43.5 | 83.9 |
| 1/24/19 0:53 | 0 | 2.441 | 43.3 | 83.8 |
| 1/24/19 1:03 | 0 | 2.441 | 43.3 | 83.8 |
| 1/24/19 1:13 | 0 | 2.441 | 43.2 | 84.0 |
| 1/24/19 1:23 | 0 | 2.441 | 43.2 | 84.2 |
| 1/24/19 1:33 | 0 | 2.441 | 43.0 | 84.4 |
| 1/24/19 1:43 | 0 | 2.441 | 42.8 | 84.3 |
| 1/24/19 1:53 | 0 | 2.441 | 42.4 | 83.9 |
| 1/24/19 2:03 | 0 | 2.441 | 42.1 | 83.6 |
| 1/24/19 2:13 | 0 | 2.441 | 41.5 | 83.4 |
| 1/24/19 2:23 | 0 | 2.441 | 41.2 | 83.4 |
| 1/24/19 2:33 | 0 | 2.441 | 40.8 | 83.7 |
| 1/24/19 2:43 | 0 | 2.441 | 40.6 | 84.0 |
| 1/24/19 2:53 | 0 | 2.441 | 40.5 | 84.2 |
| 1/24/19 3:03 | 0 | 2.441 | 40.1 | 84.5 |
| 1/24/19 3:13 | 0 | 2.441 | 39.9 | 84.8 |
| 1/24/19 3:23 | 0 | 2.433 | 39.7 | 85.1 |
| 1/24/19 3:33 | 0 | 2.433 | 39.6 | 85.4 |
| 1/24/19 3:43 | 0 | 2.433 | 39.4 | 85.6 |
| 1/24/19 3:53 | 0 | 2.433 | 39.2 | 85.7 |
| 1/24/19 4:03 | 0 | 2.433 | 39.0 | 86.0 |
| 1/24/19 4:13 | 0 | 2.433 | 38.8 | 86.6 |
| 1/24/19 4:23 | 0 | 2.433 | 39.2 | 87.7 |

## East Monitoring Station

| Time Stamp | $H_2S$ (PPB) | Battery (Volts) | Temperature (°F) | Humidity (%) |
|---|---|---|---|---|
| 1/24/19 4:33 | 0 | 2.433 | 39.6 | 88.6 |
| 1/24/19 4:43 | 0 | 2.433 | 39.9 | 89.3 |
| 1/24/19 4:53 | 0 | 2.433 | 39.9 | 89.7 |
| 1/24/19 5:03 | 0 | 2.433 | 40.1 | 89.9 |
| 1/24/19 5:13 | 0 | 2.433 | 40.1 | 90.2 |
| 1/24/19 5:23 | 0 | 2.433 | 40.1 | 90.3 |
| 1/24/19 5:33 | 0 | 2.433 | 39.9 | 90.3 |
| 1/24/19 5:43 | 0 | 2.433 | 39.7 | 90.3 |
| 1/24/19 5:53 | 0 | 2.433 | 39.6 | 90.5 |
| 1/24/19 6:03 | 0 | 2.433 | 39.6 | 90.8 |
| 1/24/19 6:13 | 0 | 2.433 | 39.6 | 91.0 |
| 1/24/19 6:23 | 0 | 2.433 | 39.6 | 91.1 |
| 1/24/19 6:33 | 0 | 2.433 | 39.6 | 91.3 |
| 1/24/19 6:43 | 0 | 2.433 | 39.4 | 91.3 |
| 1/24/19 6:53 | 0 | 2.433 | 39.4 | 91.4 |
| 1/24/19 7:03 | 0 | 2.433 | 39.2 | 91.5 |
| 1/24/19 7:13 | 0 | 2.433 | 39.2 | 91.6 |
| 1/24/19 7:23 | 0 | 2.433 | 39.0 | 91.6 |
| 1/24/19 7:33 | 0 | 2.433 | 38.8 | 91.7 |
| 1/24/19 7:43 | 0 | 2.433 | 38.7 | 91.7 |
| 1/24/19 7:53 | 0 | 2.433 | 38.5 | 91.7 |
| 1/24/19 8:03 | 0 | 2.433 | 38.3 | 91.5 |
| 1/24/19 8:13 | 0 | 2.424 | 37.8 | 91.2 |
| 1/24/19 8:23 | 0 | 2.424 | 37.4 | 91.0 |
| 1/24/19 8:33 | 0 | 2.424 | 36.9 | 90.7 |
| 1/24/19 8:43 | 0 | 2.424 | 36.5 | 90.6 |
| 1/24/19 8:53 | 0 | 2.424 | 36.1 | 90.7 |
| 1/24/19 9:03 | 0 | 2.424 | 35.8 | 90.8 |
| 1/24/19 9:13 | 0 | 2.415 | 35.4 | 90.9 |
| 1/24/19 9:23 | 0 | 2.415 | 35.2 | 91.0 |
| 1/24/19 9:33 | 0 | 2.415 | 35.1 | 91.2 |
| 1/24/19 9:43 | 0 | 2.415 | 35.1 | 91.4 |
| 1/24/19 9:53 | 0 | 2.415 | 35.1 | 91.6 |
| 1/24/19 10:03 | 0 | 2.415 | 35.1 | 91.8 |
| 1/24/19 10:13 | 0 | 2.415 | 35.1 | 91.8 |
| 1/24/19 10:23 | 0 | 2.406 | 35.1 | 91.8 |
| 1/24/19 10:33 | 0 | 2.406 | 35.1 | 91.8 |
| 1/24/19 10:43 | 0 | 2.406 | 35.2 | 91.7 |
| 1/24/19 10:53 | 0 | 2.406 | 35.1 | 91.5 |
| 1/24/19 11:03 | 0 | 2.406 | 35.1 | 91.3 |
| 1/24/19 11:13 | 0 | 2.406 | 35.1 | 91.0 |
| 1/24/19 11:23 | 0 | 2.406 | 35.1 | 90.8 |
| 1/24/19 11:33 | 0 | 2.406 | 35.1 | 90.5 |
| 1/24/19 11:43 | 0 | 2.406 | 34.9 | 90.3 |
| 1/24/19 11:53 | 0 | 2.406 | 34.7 | 90.1 |
| 1/24/19 12:03 | 0 | 2.406 | 34.7 | 89.9 |
| 1/24/19 12:13 | 0 | 2.398 | 34.5 | 89.7 |
| 1/24/19 12:23 | 0 | 2.398 | 34.3 | 89.6 |
| 1/24/19 12:33 | 0 | 2.398 | 34.2 | 89.5 |
| 1/24/19 12:43 | 0 | 2.398 | 34.0 | 89.4 |
| 1/24/19 12:53 | 0 | 2.398 | 33.8 | 89.4 |
| 1/24/19 13:03 | 0 | 2.398 | 33.8 | 89.3 |
| 1/24/19 13:13 | 0 | 2.398 | 33.6 | 89.2 |
| 1/24/19 13:23 | 0 | 2.398 | 33.6 | 89.1 |
| 1/24/19 13:33 | 0 | 2.398 | 33.4 | 88.9 |
| 1/24/19 13:43 | 0 | 2.398 | 33.3 | 88.5 |
| 1/24/19 13:53 | 0 | 2.389 | 32.9 | 88.1 |

## East Monitoring Station

| Time Stamp | $H_2S$ (PPB) | Battery (Volts) | Temperature (°F) | Humidity (%) |
|---|---|---|---|---|
| 1/24/19 14:03 | 0 | 2.389 | 32.9 | 87.8 |
| 1/24/19 14:13 | 0 | 2.389 | 32.5 | 87.5 |
| 1/24/19 14:23 | 0 | 2.389 | 32.4 | 87.3 |
| 1/24/19 14:33 | 0 | 2.389 | 32.2 | 87.1 |
| 1/24/19 14:43 | 0 | 2.389 | 32.0 | 86.9 |
| 1/24/19 14:53 | 0 | 2.389 | 32.0 | 87.0 |
| 1/24/19 15:03 | 0 | 2.389 | 32.0 | 87.1 |
| 1/24/19 15:13 | 0 | 2.380 | 32.0 | 87.0 |
| 1/24/19 15:48 | 0 | 2.494 | 39.0 | 66.7 |
| 1/24/19 15:58 | 0 | 2.494 | 38.7 | 67.8 |
| 1/24/19 16:08 | 0 | 2.503 | 38.3 | 69.0 |
| 1/24/19 16:18 | 0 | 2.503 | 37.9 | 70.3 |
| 1/24/19 16:28 | 0 | 2.503 | 37.6 | 71.6 |
| 1/24/19 16:38 | 0 | 2.512 | 37.2 | 72.6 |
| 1/24/19 16:48 | 0 | 2.512 | 36.9 | 73.7 |
| 1/24/19 16:58 | 0 | 2.512 | 36.7 | 74.6 |
| 1/24/19 17:08 | 0 | 2.512 | 36.3 | 75.6 |
| 1/24/19 17:18 | 0 | 2.512 | 36.1 | 76.4 |
| 1/24/19 17:28 | 0 | 2.521 | 36.0 | 77.2 |
| 1/24/19 17:38 | 0 | 2.521 | 35.8 | 78.0 |
| 1/24/19 17:48 | 0 | 2.521 | 35.6 | 78.7 |
| 1/24/19 17:58 | 0 | 2.521 | 35.6 | 79.4 |
| 1/24/19 18:08 | 0 | 2.521 | 35.4 | 80.0 |
| 1/24/19 18:18 | 0 | 2.521 | 35.4 | 80.6 |
| 1/24/19 18:28 | 0 | 2.521 | 35.2 | 81.0 |
| 1/24/19 18:38 | 0 | 2.521 | 35.1 | 81.4 |
| 1/24/19 18:48 | 0 | 2.521 | 34.9 | 81.9 |
| 1/24/19 18:58 | 0 | 2.521 | 34.7 | 82.3 |
| 1/24/19 19:08 | 0 | 2.521 | 34.5 | 82.7 |
| 1/24/19 19:18 | 0 | 2.521 | 34.3 | 83.1 |
| 1/24/19 19:28 | 0 | 2.521 | 34.3 | 83.4 |
| 1/24/19 19:38 | 0 | 2.521 | 34.2 | 83.8 |
| 1/24/19 19:48 | 0 | 2.521 | 34.2 | 84.0 |
| 1/24/19 19:58 | 0 | 2.521 | 34.0 | 84.3 |
| 1/24/19 20:08 | 0 | 2.521 | 33.8 | 84.7 |
| 1/24/19 20:18 | 0 | 2.521 | 33.8 | 85.0 |
| 1/24/19 20:28 | 0 | 2.521 | 33.8 | 85.3 |
| 1/24/19 20:38 | 0 | 2.521 | 33.8 | 85.6 |
| 1/24/19 20:48 | 0 | 2.521 | 33.6 | 85.9 |
| 1/24/19 20:58 | 0 | 2.521 | 33.6 | 86.1 |
| 1/24/19 21:08 | 0 | 2.521 | 33.6 | 86.4 |
| 1/24/19 21:18 | 0 | 2.521 | 33.6 | 86.6 |
| 1/24/19 21:28 | 0 | 2.521 | 33.6 | 86.8 |
| 1/24/19 21:38 | 0 | 2.521 | 33.4 | 87.0 |
| 1/24/19 21:48 | 0 | 2.521 | 33.4 | 87.1 |
| 1/24/19 21:58 | 0 | 2.521 | 33.4 | 87.2 |
| 1/24/19 22:08 | 0 | 2.521 | 33.3 | 87.4 |
| 1/24/19 22:18 | 0 | 2.521 | 33.3 | 87.6 |
| 1/24/19 22:28 | 0 | 2.521 | 33.3 | 87.7 |
| 1/24/19 22:38 | 0 | 2.521 | 33.1 | 87.9 |
| 1/24/19 22:48 | 0 | 2.521 | 33.1 | 88.1 |
| 1/24/19 22:58 | 0 | 2.521 | 33.1 | 88.3 |
| 1/24/19 23:08 | 0 | 2.521 | 33.1 | 88.4 |
| 1/24/19 23:18 | 0 | 2.521 | 33.1 | 88.6 |
| 1/24/19 23:28 | 0 | 2.521 | 33.1 | 88.8 |
| 1/24/19 23:38 | 0 | 2.521 | 33.1 | 88.9 |
| 1/24/19 23:48 | 0 | 2.521 | 33.1 | 89.1 |

## East Monitoring Station

| Time Stamp | $H_2S$ (PPB) | Battery (Volts) | Temperature (°F) | Humidity (%) |
|---|---|---|---|---|
| 1/24/19 23:58 | 0 | 2.521 | 33.1 | 89.2 |
| 1/25/19 0:08 | 0 | 2.521 | 33.1 | 89.4 |
| 1/25/19 0:18 | 0 | 2.521 | 33.1 | 89.5 |
| 1/25/19 0:28 | 0 | 2.521 | 33.1 | 89.6 |
| 1/25/19 0:38 | 0 | 2.521 | 33.1 | 89.7 |
| 1/25/19 0:48 | 0 | 2.521 | 33.1 | 89.9 |
| 1/25/19 0:58 | 0 | 2.521 | 33.1 | 90.0 |
| 1/25/19 1:08 | 0 | 2.521 | 33.1 | 90.1 |
| 1/25/19 1:18 | 0 | 2.521 | 33.1 | 90.2 |
| 1/25/19 1:28 | 0 | 2.521 | 33.1 | 90.4 |
| 1/25/19 1:38 | 0 | 2.521 | 33.1 | 90.5 |
| 1/25/19 1:48 | 0 | 2.521 | 33.1 | 90.6 |
| 1/25/19 1:58 | 0 | 2.521 | 33.3 | 90.7 |
| 1/25/19 2:08 | 0 | 2.521 | 33.3 | 90.8 |
| 1/25/19 2:18 | 0 | 2.521 | 33.3 | 90.9 |
| 1/25/19 2:28 | 0 | 2.521 | 33.3 | 91.0 |
| 1/25/19 2:38 | 0 | 2.521 | 33.3 | 91.1 |
| 1/25/19 2:48 | 0 | 2.521 | 33.3 | 91.1 |
| 1/25/19 2:58 | 0 | 2.521 | 33.4 | 91.2 |
| 1/25/19 3:08 | 0 | 2.521 | 33.4 | 91.3 |
| 1/25/19 3:18 | 0 | 2.521 | 33.4 | 91.3 |
| 1/25/19 3:28 | 0 | 2.521 | 33.4 | 91.4 |
| 1/25/19 3:38 | 0 | 2.521 | 33.6 | 91.6 |
| 1/25/19 3:48 | 0 | 2.521 | 33.6 | 91.6 |
| 1/25/19 3:58 | 0 | 2.521 | 33.8 | 91.7 |
| 1/25/19 4:08 | 0 | 2.521 | 33.8 | 91.8 |
| 1/25/19 4:18 | 0 | 2.521 | 34.0 | 91.9 |
| 1/25/19 4:28 | 0 | 2.521 | 34.2 | 92.1 |
| 1/25/19 4:38 | 0 | 2.521 | 34.3 | 92.1 |
| 1/25/19 4:48 | 0 | 2.521 | 34.5 | 92.3 |
| 1/25/19 4:58 | 0 | 2.521 | 34.9 | 92.3 |
| 1/25/19 5:08 | 0 | 2.521 | 35.4 | 92.5 |
| 1/25/19 5:18 | 0 | 2.521 | 36.0 | 92.7 |
| 1/25/19 5:28 | 0 | 2.521 | 36.7 | 93.0 |
| 1/25/19 5:38 | 0 | 2.521 | 37.4 | 93.0 |
| 1/25/19 5:48 | 0 | 2.529 | 38.1 | 93.0 |
| 1/25/19 5:58 | 0 | 2.529 | 38.8 | 92.9 |
| 1/25/19 6:08 | 0 | 2.529 | 39.7 | 92.8 |
| 1/25/19 6:18 | 0 | 2.529 | 41.2 | 92.6 |
| 1/25/19 6:28 | 0 | 2.529 | 42.8 | 92.0 |
| 1/25/19 6:38 | 0 | 2.538 | 44.6 | 90.8 |
| 1/25/19 6:48 | 0 | 2.538 | 45.7 | 89.4 |
| 1/25/19 6:58 | 0 | 2.538 | 46.9 | 88.0 |
| 1/25/19 7:08 | 0 | 2.547 | 48.7 | 86.3 |
| 1/25/19 7:18 | 0 | 2.547 | 50.2 | 84.2 |
| 1/25/19 7:28 | 0 | 2.556 | 51.3 | 81.9 |
| 1/25/19 7:38 | 0 | 2.556 | 52.2 | 79.5 |
| 1/25/19 7:48 | 0 | 2.556 | 52.9 | 77.2 |
| 1/25/19 7:58 | 0 | 2.564 | 53.4 | 75.2 |
| 1/25/19 8:08 | 0 | 2.564 | 53.8 | 73.5 |
| 1/25/19 8:18 | 0 | 2.564 | 54.3 | 71.9 |
| 1/25/19 8:28 | 0 | 2.564 | 54.9 | 70.4 |
| 1/25/19 8:38 | 0 | 2.573 | 55.0 | 69.2 |
| 1/25/19 8:48 | 0 | 2.573 | 55.4 | 67.9 |
| 1/25/19 8:58 | 0 | 2.573 | 56.1 | 66.8 |
| 1/25/19 9:08 | 0 | 2.573 | 57.0 | 65.4 |
| 1/25/19 9:18 | 0 | 2.582 | 57.9 | 64.0 |

## East Monitoring Station

| Time Stamp | $H_2S$ (PPB) | Battery (Volts) | Temperature (°F) | Humidity (%) |
|---|---|---|---|---|
| 1/25/19 9:28 | 0 | 2.582 | 58.6 | 62.5 |
| 1/25/19 9:38 | 0 | 2.582 | 59.5 | 61.0 |
| 1/25/19 9:48 | 0 | 2.582 | 60.3 | 59.6 |
| 1/25/19 9:58 | 0 | 2.591 | 59.9 | 58.5 |
| 1/25/19 10:08 | 0 | 2.591 | 59.2 | 57.9 |
| 1/25/19 10:18 | 0 | 2.591 | 58.3 | 57.8 |
| 1/25/19 10:28 | 0 | 2.591 | 57.4 | 57.8 |
| 1/25/19 10:38 | 0 | 2.591 | 56.7 | 58.1 |
| 1/25/19 10:48 | 0 | 2.591 | 56.3 | 58.3 |
| 1/25/19 10:58 | 0 | 2.591 | 56.5 | 58.4 |
| 1/25/19 11:08 | 0 | 2.591 | 56.3 | 58.4 |
| 1/25/19 11:18 | 0 | 2.600 | 55.9 | 58.3 |
| 1/25/19 11:28 | 0 | 2.600 | 55.4 | 58.5 |
| 1/25/19 11:38 | 0 | 2.600 | 55.0 | 58.7 |
| 1/25/19 11:48 | 0 | 2.600 | 54.7 | 58.9 |
| 1/25/19 11:58 | 0 | 2.600 | 54.3 | 59.3 |
| 1/25/19 12:08 | 0 | 2.600 | 54.0 | 59.4 |
| 1/25/19 12:18 | 0 | 2.600 | 53.4 | 59.7 |
| 1/25/19 12:28 | 0 | 2.600 | 52.9 | 60.4 |
| 1/25/19 12:38 | 0 | 2.600 | 52.9 | 60.9 |
| 1/25/19 12:48 | 0 | 2.600 | 52.7 | 61.2 |
| 1/25/19 12:58 | 0 | 2.600 | 52.7 | 61.5 |
| 1/25/19 13:08 | 0 | 2.600 | 52.9 | 61.6 |
| 1/25/19 13:18 | 0 | 2.600 | 52.9 | 61.5 |
| 1/25/19 13:28 | 0 | 2.600 | 52.9 | 61.5 |
| 1/25/19 13:38 | 0 | 2.600 | 52.9 | 61.6 |
| 1/25/19 13:48 | 0 | 2.600 | 52.9 | 61.6 |
| 1/25/19 13:58 | 0 | 2.600 | 52.9 | 61.6 |
| 1/25/19 14:08 | 0 | 2.600 | 52.9 | 61.5 |
| 1/25/19 14:18 | 0 | 2.600 | 53.1 | 61.5 |
| 1/25/19 14:28 | 0 | 2.600 | 53.2 | 61.3 |
| 1/25/19 14:38 | 0 | 2.608 | 53.4 | 61.0 |
| 1/25/19 14:48 | 0 | 2.608 | 53.2 | 60.9 |
| 1/25/19 14:58 | 0 | 2.608 | 53.2 | 60.9 |
| 1/25/19 15:08 | 0 | 2.608 | 53.2 | 60.8 |
| 1/25/19 15:18 | 0 | 2.608 | 53.2 | 60.7 |
| 1/25/19 15:28 | 0 | 2.608 | 53.2 | 60.6 |
| 1/25/19 15:38 | 0 | 2.608 | 53.2 | 60.6 |
| 1/25/19 15:48 | 0 | 2.608 | 53.1 | 60.6 |
| 1/25/19 15:58 | 0 | 2.608 | 53.1 | 60.6 |
| 1/25/19 16:08 | 0 | 2.608 | 52.9 | 60.6 |
| 1/25/19 16:18 | 0 | 2.608 | 52.9 | 60.7 |
| 1/25/19 16:28 | 0 | 2.608 | 52.9 | 60.7 |
| 1/25/19 16:38 | 0 | 2.608 | 52.9 | 60.7 |
| 1/25/19 16:48 | 0 | 2.608 | 52.9 | 60.8 |
| 1/25/19 16:58 | 0 | 2.608 | 52.7 | 60.9 |
| 1/25/19 17:08 | 0 | 2.617 | 52.7 | 61.0 |
| 1/25/19 17:18 | 0 | 2.608 | 52.7 | 61.0 |
| 1/25/19 17:28 | 0 | 2.608 | 52.7 | 61.1 |
| 1/25/19 17:38 | 0 | 2.608 | 52.9 | 61.0 |
| 1/25/19 17:48 | 0 | 2.608 | 52.9 | 61.0 |
| 1/25/19 17:58 | 0 | 2.608 | 52.9 | 60.9 |
| 1/25/19 18:08 | 0 | 2.608 | 52.7 | 61.0 |
| 1/25/19 18:18 | 0 | 2.617 | 52.9 | 61.0 |
| 1/25/19 18:28 | 0 | 2.617 | 52.9 | 61.0 |
| 1/25/19 18:38 | 0 | 2.617 | 52.7 | 60.9 |
| 1/25/19 18:48 | 0 | 2.617 | 52.5 | 61.1 |

## East Monitoring Station

| Time Stamp | $H_2S$ (PPB) | Battery (Volts) | Temperature (°F) | Humidity (%) |
|---|---|---|---|---|
| 1/25/19 18:58 | 0 | 2.617 | 52.3 | 61.2 |
| 1/25/19 19:08 | 0 | 2.617 | 52.3 | 61.5 |
| 1/25/19 19:18 | 0 | 2.617 | 52.2 | 61.7 |
| 1/25/19 19:28 | 0 | 2.617 | 52.0 | 62.0 |
| 1/25/19 19:38 | 0 | 2.617 | 51.8 | 62.3 |
| 1/25/19 19:48 | 0 | 2.617 | 51.6 | 62.5 |
| 1/25/19 19:58 | 0 | 2.617 | 51.6 | 62.8 |
| 1/25/19 20:08 | 0 | 2.617 | 51.6 | 63.0 |
| 1/25/19 20:18 | 0 | 2.617 | 51.6 | 63.1 |
| 1/25/19 20:28 | 0 | 2.617 | 51.6 | 63.3 |
| 1/25/19 20:38 | 0 | 2.617 | 51.6 | 63.3 |
| 1/25/19 20:48 | 0 | 2.617 | 51.4 | 63.4 |
| 1/25/19 20:58 | 0 | 2.617 | 51.4 | 63.5 |
| 1/25/19 21:08 | 0 | 2.617 | 51.3 | 63.6 |
| 1/25/19 21:18 | 0 | 2.617 | 51.3 | 63.8 |
| 1/25/19 21:28 | 0 | 2.617 | 51.1 | 63.9 |
| 1/25/19 21:38 | 0 | 2.617 | 50.9 | 64.0 |
| 1/25/19 21:48 | 0 | 2.617 | 50.7 | 64.3 |
| 1/25/19 21:58 | 0 | 2.617 | 50.5 | 64.5 |
| 1/25/19 22:08 | 0 | 2.617 | 50.5 | 64.7 |
| 1/25/19 22:18 | 0 | 2.617 | 50.4 | 64.9 |
| 1/25/19 22:28 | 0 | 2.617 | 50.2 | 65.1 |
| 1/25/19 22:38 | 0 | 2.617 | 50.2 | 65.3 |
| 1/25/19 22:48 | 0 | 2.617 | 50.0 | 65.6 |
| 1/25/19 22:58 | 0 | 2.617 | 50.0 | 65.9 |
| 1/25/19 23:08 | 0 | 2.617 | 49.8 | 66.1 |
| 1/25/19 23:18 | 0 | 2.617 | 49.8 | 66.4 |
| 1/25/19 23:28 | 0 | 2.617 | 49.8 | 66.7 |
| 1/25/19 23:38 | 0 | 2.617 | 49.8 | 67.0 |
| 1/25/19 23:48 | 0 | 2.617 | 49.6 | 67.3 |
| 1/25/19 23:58 | 0 | 2.617 | 49.6 | 67.5 |
| 1/26/19 0:08 | 0 | 2.617 | 49.5 | 67.6 |
| 1/26/19 0:18 | 0 | 2.617 | 49.5 | 67.7 |
| 1/26/19 0:28 | 0 | 2.617 | 49.5 | 67.7 |
| 1/26/19 0:38 | 0 | 2.617 | 49.5 | 67.7 |
| 1/26/19 0:48 | 0 | 2.617 | 49.5 | 67.6 |
| 1/26/19 0:58 | 0 | 2.617 | 49.3 | 67.5 |
| 1/26/19 1:08 | 0 | 2.617 | 49.1 | 67.3 |
| 1/26/19 1:18 | 0 | 2.617 | 48.6 | 67.2 |
| 1/26/19 1:28 | 0 | 2.617 | 47.8 | 67.3 |
| 1/26/19 1:38 | 0 | 2.617 | 47.1 | 67.3 |
| 1/26/19 1:48 | 0 | 2.617 | 46.4 | 67.6 |
| 1/26/19 1:58 | 0 | 2.617 | 45.7 | 68.1 |
| 1/26/19 2:08 | 0 | 2.617 | 45.1 | 68.7 |
| 1/26/19 2:18 | 0 | 2.608 | 44.6 | 69.0 |
| 1/26/19 2:28 | 0 | 2.608 | 44.1 | 69.4 |
| 1/26/19 2:38 | 0 | 2.608 | 43.5 | 69.9 |
| 1/26/19 2:48 | 0 | 2.608 | 43.2 | 70.8 |
| 1/26/19 2:58 | 0 | 2.608 | 43.2 | 72.4 |
| 1/26/19 3:08 | 0 | 2.608 | 44.1 | 73.4 |
| 1/26/19 3:18 | 0 | 2.608 | 45.1 | 73.7 |
| 1/26/19 3:28 | 0 | 2.608 | 46.2 | 73.5 |
| 1/26/19 3:38 | 0 | 2.608 | 46.8 | 73.0 |
| 1/26/19 3:48 | 0 | 2.608 | 47.5 | 72.6 |
| 1/26/19 3:58 | 0 | 2.608 | 48.0 | 72.1 |
| 1/26/19 4:08 | 0 | 2.608 | 48.6 | 71.6 |
| 1/26/19 4:18 | 0 | 2.608 | 49.1 | 71.0 |

## East Monitoring Station

| Time Stamp | $H_2S$ (PPB) | Battery (Volts) | Temperature (°F) | Humidity (%) |
|---|---|---|---|---|
| 1/26/19 4:28 | 0 | 2.608 | 49.6 | 70.5 |
| 1/26/19 4:38 | 0 | 2.608 | 50.0 | 70.0 |
| 1/26/19 4:48 | 0 | 2.608 | 50.7 | 69.4 |
| 1/26/19 4:58 | 0 | 2.608 | 51.8 | 68.8 |
| 1/26/19 5:08 | 0 | 2.617 | 52.7 | 67.9 |
| 1/26/19 5:18 | 0 | 2.617 | 53.6 | 67.0 |
| 1/26/19 5:28 | 0 | 2.617 | 54.5 | 66.1 |
| 1/26/19 5:38 | 0 | 2.617 | 55.2 | 65.2 |
| 1/26/19 5:48 | 0 | 2.617 | 55.9 | 64.3 |
| 1/26/19 5:58 | 0 | 2.617 | 56.8 | 63.2 |
| 1/26/19 6:08 | 0 | 2.617 | 57.6 | 62.2 |
| 1/26/19 6:18 | 0 | 2.617 | 58.5 | 61.2 |
| 1/26/19 6:28 | 0 | 2.626 | 59.2 | 60.3 |
| 1/26/19 6:38 | 0 | 2.626 | 59.9 | 59.3 |
| 1/26/19 6:48 | 0 | 2.626 | 60.4 | 58.6 |
| 1/26/19 6:58 | 0 | 2.626 | 60.8 | 57.9 |
| 1/26/19 7:08 | 0 | 2.626 | 60.8 | 57.4 |
| 1/26/19 7:18 | 0 | 2.626 | 61.0 | 57.4 |
| 1/26/19 7:28 | 0 | 2.626 | 61.2 | 57.3 |
| 1/26/19 7:38 | 0 | 2.626 | 61.7 | 56.9 |
| 1/26/19 7:48 | 0 | 2.635 | 62.2 | 56.8 |
| 1/26/19 7:58 | 0 | 2.643 | 63.0 | 56.5 |
| 1/26/19 8:08 | 0 | 2.635 | 63.5 | 55.9 |
| 1/26/19 8:18 | 0 | 2.635 | 63.9 | 55.4 |
| 1/26/19 8:28 | 0 | 2.635 | 64.0 | 55.0 |
| 1/26/19 8:38 | 0 | 2.635 | 64.0 | 54.9 |
| 1/26/19 8:48 | 0 | 2.643 | 64.2 | 54.7 |
| 1/26/19 8:58 | 0 | 2.635 | 64.6 | 54.6 |
| 1/26/19 9:08 | 0 | 2.652 | 65.1 | 54.6 |
| 1/26/19 9:18 | 0 | 2.643 | 65.8 | 54.1 |
| 1/26/19 9:28 | 0 | 2.652 | 66.0 | 53.4 |
| 1/26/19 9:38 | 0 | 2.643 | 66.2 | 53.0 |
| 1/26/19 9:48 | 0 | 2.652 | 66.2 | 52.5 |
| 1/26/19 9:58 | 0 | 2.643 | 66.2 | 52.0 |
| 1/26/19 10:08 | 0 | 2.643 | 66.2 | 51.9 |
| 1/26/19 10:18 | 0 | 2.652 | 66.0 | 51.7 |
| 1/26/19 10:28 | 0 | 2.652 | 65.8 | 51.5 |
| 1/26/19 10:38 | 0 | 2.643 | 65.7 | 51.3 |
| 1/26/19 10:48 | 0 | 2.643 | 65.3 | 51.3 |
| 1/26/19 10:58 | 0 | 2.643 | 64.9 | 50.8 |
| 1/26/19 11:08 | 0 | 2.652 | 64.6 | 50.6 |
| 1/26/19 11:18 | 0 | 2.652 | 64.2 | 50.5 |
| 1/26/19 11:28 | 0 | 2.652 | 63.9 | 50.6 |
| 1/26/19 11:38 | 0 | 2.652 | 63.7 | 50.5 |
| 1/26/19 11:48 | 0 | 2.652 | 63.3 | 50.6 |
| 1/26/19 11:58 | 0 | 2.652 | 63.0 | 51.0 |
| 1/26/19 12:08 | 0 | 2.652 | 62.2 | 51.2 |
| 1/26/19 12:18 | 0 | 2.652 | 61.7 | 51.2 |
| 1/26/19 12:28 | 0 | 2.643 | 61.2 | 51.5 |
| 1/26/19 12:38 | 0 | 2.643 | 60.6 | 51.9 |
| 1/26/19 12:48 | 0 | 2.643 | 59.9 | 52.4 |
| 1/26/19 12:58 | 0 | 2.643 | 59.0 | 52.9 |
| 1/26/19 13:08 | 0 | 2.643 | 58.3 | 53.5 |
| 1/26/19 13:18 | 0 | 2.643 | 57.6 | 54.1 |
| 1/26/19 13:28 | 0 | 2.643 | 57.0 | 54.6 |
| 1/26/19 13:38 | 0 | 2.643 | 56.3 | 55.2 |
| 1/26/19 13:48 | 0 | 2.643 | 55.6 | 55.8 |

## East Monitoring Station

| Time Stamp | $H_2S$ (PPB) | Battery (Volts) | Temperature (°F) | Humidity (%) |
|---|---|---|---|---|
| 1/26/19 13:58 | 0 | 2.643 | 55.0 | 56.4 |
| 1/26/19 14:08 | 0 | 2.643 | 54.3 | 57.1 |
| 1/26/19 14:18 | 0 | 2.643 | 53.6 | 57.9 |
| 1/26/19 14:28 | 0 | 2.643 | 53.1 | 58.7 |
| 1/26/19 14:38 | 0 | 2.635 | 52.5 | 59.2 |
| 1/26/19 14:48 | 0 | 2.635 | 52.0 | 59.9 |
| 1/26/19 14:58 | 0 | 2.635 | 51.4 | 60.7 |
| 1/26/19 15:08 | 0 | 2.635 | 51.3 | 61.4 |
| 1/26/19 15:18 | 0 | 2.635 | 50.9 | 61.9 |
| 1/26/19 15:28 | 0 | 2.635 | 50.9 | 62.4 |
| 1/26/19 15:38 | 0 | 2.635 | 50.7 | 62.8 |
| 1/26/19 15:48 | 0 | 2.635 | 50.7 | 63.1 |
| 1/26/19 15:58 | 0 | 2.635 | 50.7 | 63.4 |
| 1/26/19 16:08 | 0 | 2.626 | 50.7 | 63.6 |
| 1/26/19 16:18 | 0 | 2.626 | 50.5 | 63.8 |
| 1/26/19 16:28 | 0 | 2.626 | 50.5 | 64.1 |
| 1/26/19 16:38 | 0 | 2.626 | 50.5 | 64.3 |
| 1/26/19 16:48 | 0 | 2.626 | 50.5 | 64.5 |
| 1/26/19 16:58 | 0 | 2.626 | 50.5 | 64.6 |
| 1/26/19 17:08 | 0 | 2.626 | 50.4 | 64.9 |
| 1/26/19 17:18 | 0 | 2.626 | 50.2 | 65.1 |
| 1/26/19 17:28 | 0 | 2.626 | 50.4 | 65.2 |
| 1/26/19 17:38 | 0 | 2.626 | 50.9 | 65.2 |
| 1/26/19 17:48 | 0 | 2.626 | 51.8 | 64.8 |
| 1/26/19 17:58 | 0 | 2.626 | 52.5 | 64.1 |
| 1/26/19 18:08 | 0 | 2.626 | 53.2 | 63.3 |
| 1/26/19 18:18 | 0 | 2.626 | 53.8 | 62.5 |
| 1/26/19 18:28 | 0 | 2.626 | 54.1 | 61.9 |
| 1/26/19 18:38 | 0 | 2.626 | 54.5 | 61.3 |
| 1/26/19 18:48 | 0 | 2.626 | 54.7 | 60.8 |
| 1/26/19 18:58 | 0 | 2.626 | 54.7 | 60.7 |
| 1/26/19 19:08 | 0 | 2.626 | 54.7 | 60.6 |
| 1/26/19 19:18 | 0 | 2.626 | 54.7 | 60.3 |
| 1/26/19 19:28 | 0 | 2.626 | 54.9 | 60.1 |
| 1/26/19 19:38 | 0 | 2.626 | 55.4 | 59.8 |
| 1/26/19 19:48 | 0 | 2.626 | 55.9 | 59.6 |
| 1/26/19 19:58 | 0 | 2.626 | 56.5 | 59.3 |
| 1/26/19 20:08 | 0 | 2.626 | 56.8 | 59.4 |
| 1/26/19 20:18 | 0 | 2.626 | 56.8 | 59.4 |
| 1/26/19 20:28 | 0 | 2.626 | 56.8 | 59.3 |
| 1/26/19 20:38 | 0 | 2.635 | 56.8 | 59.2 |
| 1/26/19 20:48 | 0 | 2.626 | 56.8 | 59.2 |
| 1/26/19 20:58 | 0 | 2.626 | 56.8 | 59.5 |
| 1/26/19 21:08 | 0 | 2.626 | 56.7 | 60.4 |
| 1/26/19 21:18 | 0 | 2.626 | 56.3 | 61.3 |
| 1/26/19 21:28 | 0 | 2.635 | 55.9 | 62.2 |
| 1/26/19 21:38 | 0 | 2.626 | 55.8 | 63.1 |
| 1/26/19 21:48 | 0 | 2.626 | 55.6 | 63.8 |
| 1/26/19 21:58 | 0 | 2.626 | 55.6 | 64.3 |
| 1/26/19 22:08 | 0 | 2.626 | 55.8 | 65.0 |
| 1/26/19 22:18 | 0 | 2.626 | 55.9 | 65.6 |
| 1/26/19 22:28 | 0 | 2.626 | 55.8 | 66.1 |
| 1/26/19 22:38 | 0 | 2.626 | 55.8 | 66.6 |
| 1/26/19 22:48 | 0 | 2.626 | 55.6 | 67.2 |
| 1/26/19 22:58 | 0 | 2.626 | 55.4 | 68.1 |
| 1/26/19 23:08 | 0 | 2.626 | 55.2 | 68.8 |
| 1/26/19 23:18 | 0 | 2.626 | 55.0 | 69.8 |

## East Monitoring Station

| Time Stamp | $H_2S$ (PPB) | Battery (Volts) | Temperature (°F) | Humidity (%) |
|---|---|---|---|---|
| 1/26/19 23:28 | 0 | 2.626 | 54.9 | 70.7 |
| 1/26/19 23:38 | 0 | 2.626 | 54.7 | 71.6 |
| 1/26/19 23:48 | 0 | 2.626 | 54.3 | 72.7 |
| 1/26/19 23:58 | 0 | 2.626 | 53.8 | 73.9 |
| 1/27/19 0:08 | 0 | 2.617 | 53.2 | 75.1 |
| 1/27/19 0:18 | 0 | 2.617 | 52.7 | 76.2 |
| 1/27/19 0:28 | 0 | 2.617 | 52.3 | 77.1 |
| 1/27/19 0:38 | 0 | 2.617 | 52.0 | 77.8 |
| 1/27/19 0:48 | 0 | 2.617 | 51.4 | 78.4 |
| 1/27/19 0:58 | 0 | 2.617 | 51.3 | 78.8 |
| 1/27/19 1:08 | 0 | 2.617 | 51.1 | 79.1 |
| 1/27/19 1:18 | 0 | 2.617 | 50.9 | 79.3 |
| 1/27/19 1:28 | 0 | 2.617 | 50.7 | 79.4 |
| 1/27/19 1:38 | 0 | 2.617 | 50.7 | 79.4 |
| 1/27/19 1:48 | 0 | 2.617 | 50.5 | 79.3 |
| 1/27/19 1:58 | 0 | 2.608 | 50.4 | 79.2 |
| 1/27/19 2:08 | 0 | 2.608 | 50.4 | 79.1 |
| 1/27/19 2:18 | 0 | 2.608 | 50.2 | 78.9 |
| 1/27/19 2:28 | 0 | 2.608 | 50.2 | 78.9 |
| 1/27/19 2:38 | 0 | 2.608 | 50.0 | 78.8 |
| 1/27/19 2:48 | 0 | 2.608 | 49.8 | 78.8 |
| 1/27/19 2:58 | 0 | 2.608 | 49.6 | 78.8 |
| 1/27/19 3:08 | 0 | 2.608 | 49.6 | 78.6 |
| 1/27/19 3:18 | 0 | 2.608 | 49.5 | 78.6 |
| 1/27/19 3:28 | 0 | 2.608 | 49.3 | 78.5 |
| 1/27/19 3:38 | 0 | 2.608 | 49.1 | 78.5 |
| 1/27/19 3:48 | 0 | 2.608 | 48.9 | 78.6 |
| 1/27/19 3:58 | 0 | 2.608 | 48.6 | 78.7 |
| 1/27/19 4:08 | 0 | 2.608 | 48.4 | 78.8 |
| 1/27/19 4:18 | 0 | 2.600 | 48.2 | 78.9 |
| 1/27/19 4:28 | 0 | 2.600 | 48.0 | 78.7 |
| 1/27/19 4:38 | 0 | 2.600 | 47.8 | 78.2 |
| 1/27/19 4:48 | 0 | 2.600 | 47.7 | 77.9 |
| 1/27/19 4:58 | 0 | 2.600 | 47.7 | 77.6 |
| 1/27/19 5:08 | 0 | 2.600 | 47.5 | 77.5 |
| 1/27/19 5:18 | 0 | 2.600 | 47.3 | 77.3 |
| 1/27/19 5:28 | 0 | 2.600 | 47.3 | 77.2 |
| 1/27/19 5:38 | 0 | 2.600 | 47.1 | 77.0 |
| 1/27/19 5:48 | 0 | 2.600 | 46.9 | 76.9 |
| 1/27/19 5:58 | 0 | 2.600 | 46.8 | 76.7 |
| 1/27/19 6:08 | 0 | 2.600 | 46.6 | 76.5 |
| 1/27/19 6:18 | 0 | 2.591 | 46.2 | 76.2 |
| 1/27/19 6:28 | 0 | 2.591 | 45.7 | 75.8 |
| 1/27/19 6:38 | 0 | 2.591 | 45.1 | 75.7 |
| 1/27/19 6:48 | 0 | 2.591 | 44.8 | 75.3 |
| 1/27/19 6:58 | 0 | 2.591 | 44.4 | 75.1 |
| 1/27/19 7:08 | 0 | 2.591 | 44.1 | 74.9 |
| 1/27/19 7:18 | 0 | 2.591 | 43.9 | 74.8 |
| 1/27/19 7:28 | 0 | 2.591 | 43.5 | 74.7 |
| 1/27/19 7:38 | 0 | 2.582 | 43.3 | 74.4 |
| 1/27/19 7:48 | 0 | 2.582 | 42.4 | 73.8 |
| 1/27/19 7:58 | 0 | 2.582 | 41.4 | 73.5 |
| 1/27/19 8:08 | 0 | 2.582 | 40.5 | 73.4 |
| 1/27/19 8:18 | 0 | 2.582 | 39.7 | 73.5 |
| 1/27/19 8:28 | 0 | 2.573 | 39.0 | 73.5 |
| 1/27/19 8:38 | 0 | 2.573 | 38.5 | 73.4 |
| 1/27/19 8:48 | 0 | 2.573 | 38.1 | 73.6 |

## East Monitoring Station

| Time Stamp | $H_2S$ (PPB) | Battery (Volts) | Temperature (°F) | Humidity (%) |
|---|---|---|---|---|
| 1/27/19 8:58 | 0 | 2.573 | 37.9 | 73.6 |
| 1/27/19 9:08 | 0 | 2.573 | 37.6 | 73.7 |
| 1/27/19 9:18 | 0 | 2.573 | 37.4 | 73.8 |
| 1/27/19 9:28 | 0 | 2.564 | 37.2 | 73.5 |
| 1/27/19 9:38 | 0 | 2.564 | 37.0 | 73.2 |
| 1/27/19 9:48 | 0 | 2.564 | 36.7 | 73.0 |
| 1/27/19 9:58 | 0 | 2.564 | 36.5 | 72.8 |
| 1/27/19 10:08 | 0 | 2.564 | 36.3 | 72.6 |
| 1/27/19 10:18 | 0 | 2.564 | 36.1 | 72.5 |
| 1/27/19 10:28 | 0 | 2.556 | 35.8 | 72.4 |
| 1/27/19 10:38 | 0 | 2.556 | 35.8 | 72.3 |
| 1/27/19 10:48 | 0 | 2.556 | 35.6 | 72.2 |
| 1/27/19 10:58 | 0 | 2.556 | 35.6 | 72.3 |
| 1/27/19 11:08 | 0 | 2.556 | 35.4 | 72.3 |
| 1/27/19 11:18 | 0 | 2.556 | 35.2 | 72.3 |
| 1/27/19 11:28 | 0 | 2.556 | 34.9 | 72.6 |
| 1/27/19 11:38 | 0 | 2.556 | 34.5 | 72.6 |
| 1/27/19 11:48 | 0 | 2.547 | 34.3 | 72.7 |
| 1/27/19 11:58 | 0 | 2.547 | 34.2 | 72.7 |
| 1/27/19 12:08 | 0 | 2.547 | 33.8 | 72.7 |
| 1/27/19 12:18 | 0 | 2.547 | 33.6 | 72.8 |
| 1/27/19 12:28 | 0 | 2.547 | 33.4 | 72.8 |
| 1/27/19 12:38 | 0 | 2.547 | 33.1 | 73.0 |
| 1/27/19 12:48 | 0 | 2.538 | 32.9 | 73.2 |
| 1/27/19 12:58 | 0 | 2.538 | 32.7 | 73.4 |
| 1/27/19 13:08 | 0 | 2.538 | 32.5 | 73.6 |
| 1/27/19 13:18 | 0 | 2.538 | 32.4 | 73.6 |
| 1/27/19 13:28 | 0 | 2.538 | 32.4 | 73.7 |
| 1/27/19 13:38 | 0 | 2.538 | 32.2 | 73.6 |
| 1/27/19 13:48 | 0 | 2.538 | 32.0 | 73.6 |
| 1/27/19 13:58 | 0 | 2.538 | 32.0 | 73.6 |
| 1/27/19 14:08 | 0 | 2.529 | 31.8 | 73.7 |
| 1/27/19 14:18 | 0 | 2.529 | 31.6 | 73.7 |
| 1/27/19 14:28 | 0 | 2.529 | 31.5 | 73.9 |
| 1/27/19 14:38 | 0 | 2.529 | 31.5 | 73.9 |
| 1/27/19 14:48 | 0 | 2.529 | 31.3 | 73.9 |
| 1/27/19 14:58 | 0 | 2.529 | 31.1 | 73.8 |
| 1/27/19 15:08 | 0 | 2.529 | 30.9 | 73.9 |
| 1/27/19 15:18 | 0 | 2.521 | 30.7 | 74.0 |
| 1/27/19 15:28 | 0 | 2.521 | 30.7 | 74.0 |
| 1/27/19 15:38 | 0 | 2.521 | 30.6 | 74.1 |
| 1/27/19 15:48 | 0 | 2.521 | 30.6 | 74.2 |
| 1/27/19 15:58 | 0 | 2.521 | 30.4 | 74.2 |
| 1/27/19 16:08 | 0 | 2.521 | 30.4 | 74.1 |
| 1/27/19 16:18 | 0 | 2.521 | 30.2 | 74.1 |
| 1/27/19 16:28 | 0 | 2.521 | 30.2 | 74.1 |
| 1/27/19 16:38 | 0 | 2.521 | 30.2 | 74.0 |
| 1/27/19 16:48 | 0 | 2.512 | 30.0 | 73.9 |
| 1/27/19 16:58 | 0 | 2.512 | 30.0 | 74.0 |
| 1/27/19 17:08 | 0 | 2.512 | 30.0 | 74.0 |
| 1/27/19 17:18 | 0 | 2.512 | 29.8 | 74.0 |
| 1/27/19 17:28 | 0 | 2.512 | 29.8 | 74.1 |
| 1/27/19 17:38 | 0 | 2.512 | 29.8 | 74.1 |
| 1/27/19 17:48 | 0 | 2.512 | 29.8 | 74.2 |
| 1/27/19 17:58 | 0 | 2.512 | 29.8 | 74.2 |
| 1/27/19 18:08 | 0 | 2.512 | 29.8 | 74.1 |
| 1/27/19 18:18 | 0 | 2.512 | 29.7 | 74.1 |

## East Monitoring Station

| Time Stamp | $H_2S$ (PPB) | Battery (Volts) | Temperature (°F) | Humidity (%) |
|---|---|---|---|---|
| 1/27/19 18:28 | 0 | 2.512 | 29.7 | 74.3 |
| 1/27/19 18:38 | 0 | 2.503 | 29.7 | 74.3 |
| 1/27/19 18:48 | 0 | 2.503 | 29.7 | 74.3 |
| 1/27/19 18:58 | 0 | 2.503 | 29.7 | 74.3 |
| 1/27/19 19:08 | 0 | 2.503 | 29.7 | 74.4 |
| 1/27/19 19:18 | 0 | 2.503 | 29.7 | 74.5 |
| 1/27/19 19:28 | 0 | 2.503 | 29.7 | 74.5 |
| 1/27/19 19:38 | 0 | 2.503 | 29.7 | 74.5 |
| 1/27/19 19:48 | 0 | 2.503 | 29.7 | 74.6 |
| 1/27/19 19:58 | 0 | 2.503 | 29.7 | 74.7 |
| 1/27/19 20:08 | 0 | 2.503 | 29.7 | 74.7 |
| 1/27/19 20:18 | 0 | 2.503 | 29.7 | 74.7 |
| 1/27/19 20:28 | 0 | 2.503 | 29.7 | 74.8 |
| 1/27/19 20:38 | 0 | 2.503 | 29.7 | 74.8 |
| 1/27/19 20:48 | 0 | 2.503 | 29.7 | 74.9 |
| 1/27/19 20:58 | 0 | 2.503 | 29.7 | 74.9 |
| 1/27/19 21:08 | 0 | 2.503 | 29.7 | 74.9 |
| 1/27/19 21:18 | 0 | 2.494 | 29.7 | 74.8 |
| 1/27/19 21:28 | 0 | 2.494 | 29.7 | 74.8 |
| 1/27/19 21:38 | 0 | 2.494 | 29.5 | 74.9 |
| 1/27/19 21:48 | 0 | 2.494 | 29.1 | 74.9 |
| 1/27/19 21:58 | 0 | 2.494 | 28.9 | 75.1 |
| 1/27/19 22:08 | 0 | 2.494 | 28.8 | 75.3 |
| 1/27/19 22:18 | 0 | 2.494 | 28.6 | 75.6 |
| 1/27/19 22:28 | 0 | 2.494 | 28.2 | 75.8 |
| 1/27/19 22:38 | 0 | 2.494 | 28.0 | 76.0 |
| 1/27/19 22:48 | 0 | 2.494 | 28.0 | 76.2 |
| 1/27/19 22:58 | 0 | 2.494 | 27.9 | 76.4 |
| 1/27/19 23:08 | 0 | 2.485 | 27.7 | 76.6 |
| 1/27/19 23:18 | 0 | 2.485 | 27.7 | 76.8 |
| 1/27/19 23:28 | 0 | 2.485 | 27.5 | 77.0 |
| 1/27/19 23:38 | 0 | 2.485 | 27.5 | 77.0 |
| 1/27/19 23:48 | 0 | 2.485 | 27.3 | 77.1 |
| 1/27/19 23:58 | 0 | 2.485 | 27.3 | 77.2 |
| 1/28/19 0:08 | 0 | 2.485 | 27.1 | 77.3 |
| 1/28/19 0:18 | 0 | 2.485 | 27.1 | 77.6 |
| 1/28/19 0:28 | 0 | 2.477 | 27.0 | 77.8 |
| 1/28/19 0:38 | 0 | 2.477 | 27.0 | 77.9 |
| 1/28/19 0:48 | 0 | 2.477 | 26.8 | 78.1 |
| 1/28/19 0:58 | 0 | 2.477 | 26.8 | 78.3 |
| 1/28/19 1:08 | 0 | 2.477 | 26.6 | 78.4 |
| 1/28/19 1:18 | 0 | 2.477 | 26.6 | 78.5 |
| 1/28/19 1:28 | 0 | 2.477 | 26.6 | 78.6 |
| 1/28/19 1:38 | 0 | 2.477 | 26.4 | 78.8 |
| 1/28/19 1:48 | 0 | 2.477 | 26.4 | 79.0 |
| 1/28/19 1:58 | 0 | 2.477 | 26.4 | 79.2 |
| 1/28/19 2:08 | 0 | 2.468 | 26.2 | 79.4 |
| 1/28/19 2:18 | 0 | 2.468 | 26.2 | 79.6 |
| 1/28/19 2:28 | 0 | 2.468 | 26.2 | 79.8 |
| 1/28/19 2:38 | 0 | 2.468 | 26.2 | 80.1 |
| 1/28/19 2:48 | 0 | 2.468 | 26.2 | 80.2 |
| 1/28/19 2:58 | 0 | 2.468 | 26.2 | 80.4 |
| 1/28/19 3:08 | 0 | 2.468 | 26.2 | 80.6 |
| 1/28/19 3:18 | 0 | 2.468 | 26.2 | 80.7 |
| 1/28/19 3:28 | 0 | 2.468 | 26.2 | 80.8 |
| 1/28/19 3:38 | 0 | 2.468 | 26.2 | 80.9 |
| 1/28/19 3:48 | 0 | 2.468 | 26.4 | 81.0 |

## East Monitoring Station

| Time Stamp | $H_2S$ (PPB) | Battery (Volts) | Temperature (°F) | Humidity (%) |
|---|---|---|---|---|
| 1/28/19 3:58 | 0 | 2.468 | 26.4 | 81.1 |
| 1/28/19 4:08 | 0 | 2.468 | 26.6 | 81.2 |
| 1/28/19 4:18 | 0 | 2.468 | 26.8 | 81.3 |
| 1/28/19 4:28 | 0 | 2.468 | 27.0 | 81.5 |
| 1/28/19 4:38 | 0 | 2.468 | 27.3 | 81.5 |
| 1/28/19 4:48 | 0 | 2.468 | 27.5 | 81.5 |
| 1/28/19 4:58 | 0 | 2.468 | 27.9 | 81.5 |
| 1/28/19 5:08 | 0 | 2.468 | 28.0 | 81.5 |
| 1/28/19 5:18 | 0 | 2.468 | 28.0 | 81.4 |
| 1/28/19 5:28 | 0 | 2.468 | 28.4 | 81.3 |
| 1/28/19 5:38 | 0 | 2.468 | 28.6 | 81.2 |
| 1/28/19 5:48 | 0 | 2.468 | 28.8 | 81.1 |
| 1/28/19 5:58 | 0 | 2.468 | 28.9 | 81.0 |
| 1/28/19 6:08 | 0 | 2.468 | 29.1 | 80.9 |
| 1/28/19 6:18 | 0 | 2.468 | 29.3 | 81.2 |
| 1/28/19 6:28 | 0 | 2.468 | 29.5 | 81.7 |
| 1/28/19 6:38 | 0 | 2.468 | 29.7 | 82.3 |
| 1/28/19 6:48 | 0 | 2.468 | 29.8 | 82.9 |
| 1/28/19 6:58 | 0 | 2.468 | 29.8 | 83.3 |
| 1/28/19 7:08 | 0 | 2.468 | 30.0 | 83.8 |
| 1/28/19 7:18 | 0 | 2.468 | 30.4 | 84.2 |
| 1/28/19 7:28 | 0 | 2.468 | 30.4 | 84.5 |
| 1/28/19 7:38 | 0 | 2.468 | 30.6 | 84.9 |
| 1/28/19 7:48 | 0 | 2.477 | 30.9 | 85.2 |
| 1/28/19 7:58 | 0 | 2.477 | 31.1 | 85.6 |
| 1/28/19 8:08 | 0 | 2.477 | 31.3 | 85.9 |
| 1/28/19 8:18 | 0 | 2.477 | 31.5 | 86.3 |
| 1/28/19 8:28 | 0 | 2.477 | 31.6 | 86.6 |
| 1/28/19 8:38 | 0 | 2.477 | 32.0 | 86.9 |
| 1/28/19 8:48 | 0 | 2.477 | 32.0 | 87.2 |
| 1/28/19 8:58 | 0 | 2.477 | 32.2 | 87.4 |
| 1/28/19 9:08 | 0 | 2.477 | 32.4 | 87.6 |
| 1/28/19 9:18 | 0 | 2.477 | 32.5 | 87.9 |
| 1/28/19 9:28 | 0 | 2.477 | 32.7 | 88.0 |
| 1/28/19 9:38 | 0 | 2.477 | 32.9 | 88.2 |
| 1/28/19 9:48 | 0 | 2.477 | 33.1 | 88.4 |
| 1/28/19 9:58 | 0 | 2.485 | 33.3 | 88.5 |
| 1/28/19 10:08 | 0 | 2.477 | 33.3 | 88.7 |
| 1/28/19 10:18 | 0 | 2.485 | 33.4 | 88.8 |
| 1/28/19 10:28 | 0 | 2.485 | 33.4 | 89.0 |
| 1/28/19 10:38 | 0 | 2.485 | 33.6 | 89.2 |
| 1/28/19 10:48 | 0 | 2.485 | 33.6 | 89.3 |
| 1/28/19 10:58 | 0 | 2.485 | 33.8 | 89.5 |
| 1/28/19 11:08 | 0 | 2.485 | 33.8 | 89.7 |
| 1/28/19 11:18 | 0 | 2.485 | 34.0 | 89.8 |
| 1/28/19 11:28 | 0 | 2.485 | 34.0 | 90.0 |
| 1/28/19 11:38 | 0 | 2.485 | 34.2 | 90.3 |
| 1/28/19 11:48 | 0 | 2.485 | 34.2 | 90.4 |
| 1/28/19 11:58 | 0 | 2.485 | 34.3 | 90.6 |
| 1/28/19 12:08 | 0 | 2.485 | 34.5 | 90.8 |
| 1/28/19 12:18 | 0 | 2.485 | 34.7 | 90.9 |
| 1/28/19 12:28 | 0 | 2.485 | 34.9 | 91.1 |
| 1/28/19 12:38 | 0 | 2.485 | 35.1 | 91.2 |
| 1/28/19 12:48 | 0 | 2.485 | 35.1 | 91.4 |
| 1/28/19 12:58 | 0 | 2.485 | 35.2 | 91.5 |
| 1/28/19 13:08 | 0 | 2.485 | 35.4 | 91.6 |
| 1/28/19 13:18 | 0 | 2.485 | 35.4 | 91.7 |

## East Monitoring Station

| Time Stamp | $H_2S$ (PPB) | Battery (Volts) | Temperature (°F) | Humidity (%) |
|---|---|---|---|---|
| 1/28/19 13:28 | 0 | 2.485 | 35.4 | 91.8 |
| 1/28/19 13:38 | 0 | 2.485 | 35.6 | 91.8 |
| 1/28/19 13:48 | 0 | 2.485 | 35.6 | 91.9 |
| 1/28/19 13:58 | 0 | 2.485 | 35.6 | 92.0 |
| 1/28/19 14:08 | 0 | 2.485 | 35.8 | 92.1 |
| 1/28/19 14:18 | 0 | 2.494 | 35.8 | 92.1 |
| 1/28/19 14:28 | 0 | 2.485 | 35.8 | 92.1 |
| 1/28/19 14:38 | 0 | 2.494 | 35.8 | 92.2 |
| 1/28/19 14:48 | 0 | 2.494 | 35.8 | 92.2 |
| 1/28/19 14:58 | 0 | 2.494 | 35.8 | 92.3 |
| 1/28/19 15:08 | 0 | 2.494 | 35.8 | 92.4 |
| 1/28/19 15:18 | 0 | 2.494 | 36.0 | 92.4 |
| 1/28/19 15:28 | 0 | 2.494 | 36.0 | 92.5 |
| 1/28/19 15:38 | 0 | 2.494 | 36.0 | 92.5 |
| 1/28/19 15:48 | 0 | 2.494 | 36.0 | 92.6 |
| 1/28/19 15:58 | 0 | 2.494 | 36.0 | 92.6 |
| 1/28/19 16:08 | 0 | 2.494 | 36.0 | 92.7 |
| 1/28/19 16:18 | 0 | 2.494 | 36.0 | 92.6 |
| 1/28/19 16:28 | 0 | 2.494 | 36.0 | 92.7 |
| 1/28/19 16:38 | 0 | 2.494 | 36.0 | 92.7 |
| 1/28/19 16:48 | 0 | 2.494 | 36.0 | 92.7 |
| 1/28/19 16:58 | 0 | 2.494 | 35.8 | 92.7 |
| 1/28/19 17:08 | 0 | 2.494 | 35.8 | 92.7 |
| 1/28/19 17:18 | 0 | 2.494 | 35.8 | 92.8 |
| 1/28/19 17:28 | 0 | 2.494 | 35.8 | 92.8 |
| 1/28/19 17:38 | 0 | 2.494 | 35.8 | 92.8 |
| 1/28/19 17:48 | 0 | 2.494 | 35.8 | 92.9 |
| 1/28/19 17:58 | 0 | 2.485 | 35.6 | 92.8 |
| 1/28/19 18:08 | 0 | 2.494 | 35.6 | 92.9 |
| 1/28/19 18:18 | 0 | 2.485 | 35.6 | 92.9 |
| 1/28/19 18:28 | 0 | 2.485 | 35.4 | 92.9 |
| 1/28/19 18:38 | 0 | 2.485 | 35.2 | 92.8 |
| 1/28/19 18:48 | 0 | 2.485 | 35.1 | 92.8 |
| 1/28/19 18:58 | 0 | 2.485 | 35.1 | 92.7 |
| 1/28/19 19:08 | 0 | 2.485 | 34.9 | 92.7 |
| 1/28/19 19:18 | 0 | 2.485 | 34.5 | 92.6 |
| 1/28/19 19:28 | 0 | 2.485 | 34.3 | 92.5 |
| 1/28/19 19:38 | 0 | 2.485 | 34.0 | 92.3 |
| 1/28/19 19:48 | 0 | 2.485 | 33.6 | 92.1 |
| 1/28/19 19:58 | 0 | 2.485 | 33.3 | 92.0 |
| 1/28/19 20:08 | 0 | 2.485 | 33.1 | 92.0 |
| 1/28/19 20:18 | 0 | 2.477 | 32.9 | 91.9 |
| 1/28/19 20:28 | 0 | 2.477 | 32.5 | 92.0 |
| 1/28/19 20:38 | 0 | 2.477 | 32.4 | 91.9 |
| 1/28/19 20:48 | 0 | 2.477 | 32.2 | 91.9 |
| 1/28/19 20:58 | 0 | 2.477 | 32.0 | 91.9 |
| 1/28/19 21:08 | 0 | 2.477 | 32.0 | 91.8 |
| 1/28/19 21:18 | 0 | 2.477 | 31.8 | 91.9 |
| 1/28/19 21:28 | 0 | 2.477 | 31.6 | 91.9 |
| 1/28/19 21:38 | 0 | 2.468 | 31.5 | 91.9 |
| 1/28/19 21:48 | 0 | 2.468 | 31.3 | 91.9 |
| 1/28/19 21:58 | 0 | 2.468 | 31.1 | 91.9 |
| 1/28/19 22:08 | 0 | 2.468 | 30.9 | 91.8 |
| 1/28/19 22:18 | 0 | 2.468 | 30.9 | 91.9 |
| 1/28/19 22:28 | 0 | 2.468 | 30.7 | 91.9 |
| 1/28/19 22:38 | 0 | 2.468 | 30.7 | 92.0 |
| 1/28/19 22:48 | 0 | 2.468 | 30.6 | 92.0 |

## East Monitoring Station

| Time Stamp | $H_2S$ (PPB) | Battery (Volts) | Temperature (°F) | Humidity (%) |
|---|---|---|---|---|
| 1/28/19 22:58 | 0 | 2.468 | 30.4 | 92.0 |
| 1/28/19 23:08 | 0 | 2.468 | 30.4 | 92.0 |
| 1/28/19 23:18 | 0 | 2.468 | 30.2 | 92.1 |
| 1/28/19 23:28 | 0 | 2.459 | 30.2 | 92.1 |
| 1/28/19 23:38 | 0 | 2.459 | 30.0 | 92.2 |
| 1/28/19 23:48 | 0 | 2.459 | 30.0 | 92.3 |
| 1/28/19 23:58 | 0 | 2.459 | 30.0 | 92.3 |
| 1/29/19 0:08 | 0 | 2.459 | 30.0 | 92.4 |
| 1/29/19 0:18 | 0 | 2.459 | 29.8 | 92.5 |
| 1/29/19 0:28 | 0 | 2.459 | 29.8 | 92.6 |
| 1/29/19 0:38 | 0 | 2.459 | 29.8 | 92.6 |
| 1/29/19 0:48 | 0 | 2.459 | 29.8 | 92.6 |
| 1/29/19 0:58 | 0 | 2.459 | 29.8 | 92.6 |
| 1/29/19 1:08 | 0 | 2.459 | 29.7 | 92.6 |
| 1/29/19 1:18 | 0 | 2.459 | 29.7 | 92.6 |
| 1/29/19 1:28 | 0 | 2.459 | 29.5 | 92.6 |
| 1/29/19 1:38 | 0 | 2.459 | 29.5 | 92.6 |
| 1/29/19 1:48 | 0 | 2.450 | 29.3 | 92.6 |
| 1/29/19 1:58 | 0 | 2.450 | 29.3 | 92.7 |
| 1/29/19 2:08 | 0 | 2.450 | 29.3 | 92.8 |
| 1/29/19 2:18 | 0 | 2.450 | 29.3 | 92.8 |
| 1/29/19 2:28 | 0 | 2.450 | 29.3 | 92.8 |
| 1/29/19 2:38 | 0 | 2.450 | 29.1 | 92.9 |
| 1/29/19 2:48 | 0 | 2.450 | 29.1 | 92.9 |
| 1/29/19 2:58 | 0 | 2.450 | 29.3 | 93.0 |
| 1/29/19 3:08 | 0 | 2.450 | 29.3 | 93.0 |
| 1/29/19 3:18 | 0 | 2.450 | 29.3 | 93.1 |
| 1/29/19 3:28 | 0 | 2.450 | 29.3 | 93.2 |
| 1/29/19 3:38 | 0 | 2.450 | 29.3 | 93.2 |
| 1/29/19 3:48 | 0 | 2.450 | 29.3 | 93.3 |
| 1/29/19 3:58 | 0 | 2.450 | 29.3 | 93.4 |
| 1/29/19 4:08 | 0 | 2.450 | 29.5 | 93.4 |
| 1/29/19 4:18 | 0 | 2.450 | 29.5 | 93.4 |
| 1/29/19 4:28 | 0 | 2.450 | 29.7 | 93.5 |
| 1/29/19 4:38 | 0 | 2.450 | 29.7 | 93.5 |
| 1/29/19 4:48 | 0 | 2.450 | 29.7 | 93.5 |
| 1/29/19 4:58 | 0 | 2.450 | 29.8 | 93.5 |
| 1/29/19 5:08 | 0 | 2.450 | 29.8 | 93.6 |
| 1/29/19 5:18 | 0 | 2.450 | 30.0 | 93.6 |
| 1/29/19 5:28 | 0 | 2.450 | 30.0 | 93.5 |
| 1/29/19 5:38 | 0 | 2.450 | 30.2 | 93.6 |
| 1/29/19 5:48 | 0 | 2.450 | 30.4 | 93.5 |
| 1/29/19 5:58 | 0 | 2.441 | 30.6 | 93.5 |
| 1/29/19 6:08 | 0 | 2.450 | 30.6 | 93.5 |
| 1/29/19 6:18 | 0 | 2.450 | 30.7 | 93.5 |
| 1/29/19 6:28 | 0 | 2.450 | 30.9 | 93.5 |
| 1/29/19 6:38 | 0 | 2.450 | 30.9 | 93.5 |
| 1/29/19 6:48 | 0 | 2.450 | 31.1 | 93.5 |
| 1/29/19 6:58 | 0 | 2.450 | 31.3 | 93.5 |
| 1/29/19 7:08 | 0 | 2.450 | 31.5 | 93.5 |
| 1/29/19 7:18 | 0 | 2.450 | 31.5 | 93.5 |
| 1/29/19 7:28 | 0 | 2.450 | 31.6 | 93.5 |
| 1/29/19 7:38 | 0 | 2.450 | 31.8 | 93.5 |
| 1/29/19 7:48 | 0 | 2.450 | 32.0 | 93.5 |
| 1/29/19 7:58 | 0 | 2.450 | 32.0 | 93.5 |
| 1/29/19 8:08 | 0 | 2.450 | 32.0 | 93.6 |
| 1/29/19 8:18 | 0 | 2.450 | 32.2 | 93.6 |

## East Monitoring Station

| Time Stamp | $H_2S$ (PPB) | Battery (Volts) | Temperature (°F) | Humidity (%) |
|---|---|---|---|---|
| 1/29/19 8:28 | 0 | 2.450 | 32.2 | 93.6 |
| 1/29/19 8:38 | 0 | 2.450 | 32.4 | 93.6 |
| 1/29/19 8:48 | 0 | 2.450 | 32.5 | 93.7 |
| 1/29/19 8:58 | - | - | - | - |
| 1/29/19 9:08 | - | - | - | - |
| 1/29/19 9:18 | - | - | - | - |
| 1/29/19 9:28 | - | - | - | - |
| 1/29/19 9:38 | - | - | - | - |
| 1/29/19 9:48 | - | - | - | - |
| 1/29/19 9:58 | - | - | - | - |
| 1/29/19 10:08 | - | - | - | - |
| 1/29/19 10:18 | - | - | - | - |
| 1/29/19 10:28 | - | - | - | - |
| 1/29/19 10:38 | - | - | - | - |
| 1/29/19 10:48 | - | - | - | - |
| 1/29/19 10:58 | - | - | - | - |
| 1/29/19 11:08 | - | - | - | - |
| 1/29/19 11:18 | - | - | - | - |
| 1/29/19 11:28 | - | - | - | - |
| 1/29/19 11:38 | - | - | - | - |
| 1/29/19 11:48 | - | - | - | - |
| 1/29/19 11:58 | - | - | - | - |
| 1/29/19 12:08 | - | - | - | - |
| 1/29/19 12:18 | - | - | - | - |
| 1/29/19 12:28 | - | - | - | - |
| 1/29/19 12:38 | - | - | - | - |
| 1/29/19 12:48 | - | - | - | - |
| 1/29/19 12:58 | - | - | - | - |
| 1/29/19 13:08 | - | - | - | - |
| 1/29/19 13:18 | - | - | - | - |
| 1/29/19 13:28 | - | - | - | - |
| 1/29/19 13:38 | - | - | - | - |
| 1/29/19 13:48 | - | - | - | - |
| 1/29/19 13:58 | - | - | - | - |
| 1/29/19 14:08 | - | - | - | - |
| 1/29/19 14:18 | - | - | - | - |
| 1/29/19 14:28 | - | - | - | - |
| 1/29/19 14:38 | - | - | - | - |
| 1/29/19 14:48 | - | - | - | - |
| 1/29/19 14:58 | - | - | - | - |
| 1/29/19 15:08 | - | - | - | - |
| 1/29/19 15:18 | - | - | - | - |
| 1/29/19 15:28 | - | - | - | - |
| 1/29/19 15:38 | - | - | - | - |
| 1/29/19 15:48 | - | - | - | - |
| 1/29/19 15:58 | - | - | - | - |
| 1/29/19 16:08 | - | - | - | - |
| 1/29/19 16:18 | - | - | - | - |
| 1/29/19 16:28 | - | - | - | - |
| 1/29/19 16:38 | - | - | - | - |
| 1/29/19 16:48 | - | - | - | - |
| 1/29/19 16:58 | - | - | - | - |
| 1/29/19 17:08 | - | - | - | - |
| 1/29/19 17:18 | - | - | - | - |
| 1/29/19 17:28 | - | - | - | - |
| 1/29/19 17:38 | - | - | - | - |
| 1/29/19 17:48 | - | - | - | - |

## East Monitoring Station

| Time Stamp | $H_2S$ (PPB) | Battery (Volts) | Temperature (°F) | Humidity (%) |
|---|---|---|---|---|
| 1/29/19 17:58 | - | - | - | - |
| 1/29/19 18:08 | - | - | - | - |
| 1/29/19 18:18 | - | - | - | - |
| 1/29/19 18:28 | - | - | - | - |
| 1/29/19 18:38 | - | - | - | - |
| 1/29/19 18:48 | - | - | - | - |
| 1/29/19 18:58 | - | - | - | - |
| 1/29/19 19:08 | - | - | - | - |
| 1/29/19 19:18 | - | - | - | - |
| 1/29/19 19:28 | - | - | - | - |
| 1/29/19 19:38 | - | - | - | - |
| 1/29/19 19:48 | - | - | - | - |
| 1/29/19 19:58 | - | - | - | - |
| 1/29/19 20:08 | - | - | - | - |
| 1/29/19 20:18 | - | - | - | - |
| 1/29/19 20:28 | - | - | - | - |
| 1/29/19 20:38 | - | - | - | - |
| 1/29/19 20:48 | - | - | - | - |
| 1/29/19 20:58 | - | - | - | - |
| 1/29/19 21:08 | - | - | - | - |
| 1/29/19 21:18 | - | - | - | - |
| 1/29/19 21:28 | - | - | - | - |
| 1/29/19 21:38 | - | - | - | - |
| 1/29/19 21:48 | - | - | - | - |
| 1/29/19 21:58 | - | - | - | - |
| 1/29/19 22:08 | - | - | - | - |
| 1/29/19 22:18 | - | - | - | - |
| 1/29/19 22:28 | - | - | - | - |
| 1/29/19 22:38 | - | - | - | - |
| 1/29/19 22:48 | - | - | - | - |
| 1/29/19 22:58 | - | - | - | - |
| 1/29/19 23:08 | - | - | - | - |
| 1/29/19 23:18 | - | - | - | - |
| 1/29/19 23:28 | - | - | - | - |
| 1/29/19 23:38 | - | - | - | - |
| 1/29/19 23:48 | - | - | - | - |
| 1/29/19 23:58 | - | - | - | - |
| 1/30/19 0:08 | - | - | - | - |
| 1/30/19 0:18 | - | - | - | - |
| 1/30/19 0:28 | - | - | - | - |
| 1/30/19 0:38 | - | - | - | - |
| 1/30/19 0:48 | - | - | - | - |
| 1/30/19 0:58 | - | - | - | - |
| 1/30/19 1:08 | - | - | - | - |
| 1/30/19 1:18 | - | - | - | - |
| 1/30/19 1:28 | - | - | - | - |
| 1/30/19 1:38 | - | - | - | - |
| 1/30/19 1:48 | - | - | - | - |
| 1/30/19 1:58 | - | - | - | - |
| 1/30/19 2:08 | - | - | - | - |
| 1/30/19 2:18 | - | - | - | - |
| 1/30/19 2:28 | - | - | - | - |
| 1/30/19 2:38 | - | - | - | - |
| 1/30/19 2:48 | - | - | - | - |
| 1/30/19 2:58 | - | - | - | - |
| 1/30/19 3:08 | - | - | - | - |
| 1/30/19 3:18 | - | - | - | - |

## East Monitoring Station

| Time Stamp | $H_2S$ (PPB) | Battery (Volts) | Temperature (°F) | Humidity (%) |
|---|---|---|---|---|
| 1/30/19 3:28 | - | - | - | - |
| 1/30/19 3:38 | - | - | - | - |
| 1/30/19 3:48 | - | - | - | - |
| 1/30/19 3:58 | - | - | - | - |
| 1/30/19 4:08 | - | - | - | - |
| 1/30/19 4:18 | - | - | - | - |
| 1/30/19 4:28 | - | - | - | - |
| 1/30/19 4:38 | - | - | - | - |
| 1/30/19 4:48 | - | - | - | - |
| 1/30/19 4:58 | - | - | - | - |
| 1/30/19 5:08 | - | - | - | - |
| 1/30/19 5:18 | - | - | - | - |
| 1/30/19 5:28 | - | - | - | - |
| 1/30/19 5:38 | - | - | - | - |
| 1/30/19 5:48 | - | - | - | - |
| 1/30/19 5:58 | - | - | - | - |
| 1/30/19 6:08 | - | - | - | - |
| 1/30/19 6:18 | - | - | - | - |
| 1/30/19 6:28 | - | - | - | - |
| 1/30/19 6:38 | - | - | - | - |
| 1/30/19 6:48 | - | - | - | - |
| 1/30/19 6:58 | - | - | - | - |
| 1/30/19 7:08 | - | - | - | - |
| 1/30/19 7:18 | - | - | - | - |
| 1/30/19 7:28 | - | - | - | - |
| 1/30/19 7:38 | - | - | - | - |
| 1/30/19 7:48 | - | - | - | - |
| 1/30/19 7:58 | - | - | - | - |
| 1/30/19 8:08 | - | - | - | - |
| 1/30/19 8:18 | - | - | - | - |
| 1/30/19 8:28 | - | - | - | - |
| 1/30/19 8:38 | - | - | - | - |
| 1/30/19 8:48 | - | - | - | - |
| 1/30/19 8:58 | - | - | - | - |
| 1/30/19 9:08 | - | - | - | - |
| 1/30/19 9:18 | - | - | - | - |
| 1/30/19 9:28 | - | - | - | - |
| 1/30/19 9:38 | - | - | - | - |
| 1/30/19 9:48 | - | - | - | - |
| 1/30/19 9:58 | - | - | - | - |
| 1/30/19 10:08 | - | - | - | - |
| 1/30/19 10:18 | - | - | - | - |
| 1/30/19 10:28 | - | - | - | - |
| 1/30/19 10:38 | - | - | - | - |
| 1/30/19 10:48 | - | - | - | - |
| 1/30/19 10:58 | - | - | - | - |
| 1/30/19 11:08 | - | - | - | - |
| 1/30/19 11:18 | - | - | - | - |
| 1/30/19 11:28 | - | - | - | - |
| 1/30/19 11:38 | - | - | - | - |
| 1/30/19 11:48 | - | - | - | - |
| 1/30/19 11:58 | - | - | - | - |
| 1/30/19 12:08 | - | - | - | - |
| 1/30/19 12:18 | - | - | - | - |
| 1/30/19 12:28 | - | - | - | - |
| 1/30/19 12:38 | - | - | - | - |
| 1/30/19 12:48 | - | - | - | - |

## East Monitoring Station

| Time Stamp | $H_2S$ (PPB) | Battery (Volts) | Temperature (°F) | Humidity (%) |
|---|---|---|---|---|
| 1/30/19 12:58 | - | - | - | - |
| 1/30/19 13:08 | - | - | - | - |
| 1/30/19 13:18 | - | - | - | - |
| 1/30/19 13:28 | - | - | - | - |
| 1/30/19 13:38 | - | - | - | - |
| 1/30/19 13:48 | - | - | - | - |
| 1/30/19 13:58 | - | - | - | - |
| 1/30/19 14:08 | - | - | - | - |
| 1/30/19 14:18 | - | - | - | - |
| 1/30/19 14:28 | - | - | - | - |
| 1/30/19 14:38 | - | - | - | - |
| 1/30/19 14:48 | - | - | - | - |
| 1/30/19 14:58 | - | - | - | - |
| 1/30/19 15:08 | - | - | - | - |
| 1/30/19 15:18 | - | - | - | - |
| 1/30/19 15:28 | - | - | - | - |
| 1/30/19 15:38 | - | - | - | - |
| 1/30/19 15:48 | - | - | - | - |
| 1/30/19 15:58 | - | - | - | - |
| 1/30/19 16:08 | - | - | - | - |
| 1/30/19 16:18 | - | - | - | - |
| 1/30/19 16:28 | - | - | - | - |
| 1/30/19 16:38 | - | - | - | - |
| 1/30/19 16:48 | - | - | - | - |
| 1/30/19 16:58 | - | - | - | - |
| 1/30/19 17:08 | - | - | - | - |
| 1/30/19 17:18 | - | - | - | - |
| 1/30/19 17:28 | - | - | - | - |
| 1/30/19 17:38 | - | - | - | - |
| 1/30/19 17:48 | - | - | - | - |
| 1/30/19 17:58 | - | - | - | - |
| 1/30/19 18:08 | - | - | - | - |
| 1/30/19 18:18 | - | - | - | - |
| 1/30/19 18:28 | - | - | - | - |
| 1/30/19 18:38 | - | - | - | - |
| 1/30/19 18:48 | - | - | - | - |
| 1/30/19 18:58 | - | - | - | - |
| 1/30/19 19:08 | - | - | - | - |
| 1/30/19 19:18 | - | - | - | - |
| 1/30/19 19:28 | - | - | - | - |
| 1/30/19 19:38 | - | - | - | - |
| 1/30/19 19:48 | - | - | - | - |
| 1/30/19 19:58 | - | - | - | - |
| 1/30/19 20:08 | - | - | - | - |
| 1/30/19 20:18 | - | - | - | - |
| 1/30/19 20:28 | - | - | - | - |
| 1/30/19 20:38 | - | - | - | - |
| 1/30/19 20:48 | - | - | - | - |
| 1/30/19 20:58 | - | - | - | - |
| 1/30/19 21:08 | - | - | - | - |
| 1/30/19 21:18 | - | - | - | - |
| 1/30/19 21:28 | - | - | - | - |
| 1/30/19 21:38 | - | - | - | - |
| 1/30/19 21:48 | - | - | - | - |
| 1/30/19 21:58 | - | - | - | - |
| 1/30/19 22:08 | - | - | - | - |
| 1/30/19 22:18 | - | - | - | - |

## East Monitoring Station

| Time Stamp | $H_2S$ (PPB) | Battery (Volts) | Temperature (°F) | Humidity (%) |
|---|---|---|---|---|
| 1/30/19 22:28 | - | - | - | - |
| 1/30/19 22:38 | - | - | - | - |
| 1/30/19 22:48 | - | - | - | - |
| 1/30/19 22:58 | - | - | - | - |
| 1/30/19 23:08 | - | - | - | - |
| 1/30/19 23:18 | - | - | - | - |
| 1/30/19 23:28 | - | - | - | - |
| 1/30/19 23:38 | - | - | - | - |
| 1/30/19 23:48 | - | - | - | - |
| 1/30/19 23:58 | - | - | - | - |
| 1/31/19 0:08 | - | - | - | - |
| 1/31/19 0:18 | - | - | - | - |
| 1/31/19 0:28 | - | - | - | - |
| 1/31/19 0:38 | - | - | - | - |
| 1/31/19 0:48 | - | - | - | - |
| 1/31/19 0:58 | - | - | - | - |
| 1/31/19 1:08 | - | - | - | - |
| 1/31/19 1:18 | - | - | - | - |
| 1/31/19 1:28 | - | - | - | - |
| 1/31/19 1:38 | - | - | - | - |
| 1/31/19 1:48 | - | - | - | - |
| 1/31/19 1:58 | - | - | - | - |
| 1/31/19 2:08 | - | - | - | - |
| 1/31/19 2:18 | - | - | - | - |
| 1/31/19 2:28 | - | - | - | - |
| 1/31/19 2:38 | - | - | - | - |
| 1/31/19 2:48 | - | - | - | - |
| 1/31/19 2:58 | - | - | - | - |
| 1/31/19 3:08 | - | - | - | - |
| 1/31/19 3:18 | - | - | - | - |
| 1/31/19 3:28 | - | - | - | - |
| 1/31/19 3:38 | - | - | - | - |
| 1/31/19 3:48 | - | - | - | - |
| 1/31/19 3:58 | - | - | - | - |
| 1/31/19 4:08 | - | - | - | - |
| 1/31/19 4:18 | - | - | - | - |
| 1/31/19 4:28 | - | - | - | - |
| 1/31/19 4:38 | - | - | - | - |
| 1/31/19 4:48 | - | - | - | - |
| 1/31/19 4:58 | - | - | - | - |
| 1/31/19 5:08 | - | - | - | - |
| 1/31/19 5:18 | - | - | - | - |
| 1/31/19 5:28 | - | - | - | - |
| 1/31/19 5:38 | - | - | - | - |
| 1/31/19 5:48 | - | - | - | - |
| 1/31/19 5:58 | - | - | - | - |
| 1/31/19 6:08 | - | - | - | - |
| 1/31/19 6:18 | - | - | - | - |
| 1/31/19 6:28 | - | - | - | - |
| 1/31/19 6:38 | - | - | - | - |
| 1/31/19 6:48 | - | - | - | - |
| 1/31/19 6:58 | - | - | - | - |
| 1/31/19 7:08 | - | - | - | - |
| 1/31/19 7:18 | - | - | - | - |
| 1/31/19 7:28 | - | - | - | - |
| 1/31/19 7:38 | - | - | - | - |
| 1/31/19 7:48 | - | - | - | - |

## East Monitoring Station

| Time Stamp | $H_2S$ (PPB) | Battery (Volts) | Temperature (°F) | Humidity (%) |
|---|---|---|---|---|
| 1/31/19 7:58 | - | - | - | - |
| 1/31/19 8:08 | - | - | - | - |
| 1/31/19 8:18 | - | - | - | - |
| 1/31/19 8:28 | - | - | - | - |
| 1/31/19 8:38 | - | - | - | - |
| 1/31/19 8:48 | - | - | - | - |
| 1/31/19 8:58 | - | - | - | - |
| 1/31/19 9:08 | - | - | - | - |
| 1/31/19 9:18 | - | - | - | - |
| 1/31/19 9:28 | - | - | - | - |
| 1/31/19 9:38 | - | - | - | - |
| 1/31/19 9:48 | - | - | - | - |
| 1/31/19 9:58 | - | - | - | - |
| 1/31/19 10:08 | - | - | - | - |
| 1/31/19 10:18 | - | - | - | - |
| 1/31/19 10:28 | - | - | - | - |
| 1/31/19 10:38 | - | - | - | - |
| 1/31/19 10:48 | - | - | - | - |
| 1/31/19 10:58 | - | - | - | - |
| 1/31/19 11:08 | - | - | - | - |
| 1/31/19 11:18 | - | - | - | - |
| 1/31/19 11:28 | - | - | - | - |
| 1/31/19 11:38 | - | - | - | - |
| 1/31/19 11:48 | - | - | - | - |
| 1/31/19 11:58 | - | - | - | - |
| 1/31/19 12:08 | - | - | - | - |
| 1/31/19 12:18 | - | - | - | - |
| 1/31/19 12:28 | - | - | - | - |
| 1/31/19 12:38 | - | - | - | - |
| 1/31/19 12:48 | - | - | - | - |
| 1/31/19 12:58 | - | - | - | - |
| 1/31/19 13:08 | - | - | - | - |
| 1/31/19 13:18 | - | - | - | - |
| 1/31/19 13:28 | - | - | - | - |
| 1/31/19 13:38 | - | - | - | - |
| 1/31/19 13:48 | - | - | - | - |
| 1/31/19 13:58 | - | - | - | - |
| 1/31/19 14:08 | - | - | - | - |
| 1/31/19 14:18 | - | - | - | - |
| 1/31/19 14:28 | - | - | - | - |
| 1/31/19 14:38 | - | - | - | - |
| 1/31/19 14:48 | - | - | - | - |
| 1/31/19 14:58 | - | - | - | - |
| 1/31/19 15:08 | - | - | - | - |
| 1/31/19 15:18 | - | - | - | - |
| 1/31/19 15:28 | - | - | - | - |
| 1/31/19 15:38 | - | - | - | - |
| 1/31/19 15:48 | - | - | - | - |
| 1/31/19 15:58 | - | - | - | - |
| 1/31/19 16:08 | - | - | - | - |
| 1/31/19 16:18 | - | - | - | - |
| 1/31/19 16:28 | - | - | - | - |
| 1/31/19 16:38 | - | - | - | - |
| 1/31/19 16:48 | - | - | - | - |
| 1/31/19 16:58 | - | - | - | - |
| 1/31/19 17:08 | - | - | - | - |
| 1/31/19 17:18 | - | - | - | - |

## East Monitoring Station

| Time Stamp | $H_2S$ (PPB) | Battery (Volts) | Temperature (°F) | Humidity (%) |
|---|---|---|---|---|
| 1/31/19 17:28 | - | - | - | - |
| 1/31/19 17:38 | - | - | - | - |
| 1/31/19 17:48 | - | - | - | - |
| 1/31/19 17:58 | - | - | - | - |
| 1/31/19 18:08 | - | - | - | - |
| 1/31/19 18:18 | - | - | - | - |
| 1/31/19 18:28 | - | - | - | - |
| 1/31/19 18:38 | - | - | - | - |
| 1/31/19 18:48 | - | - | - | - |
| 1/31/19 18:58 | - | - | - | - |
| 1/31/19 19:08 | - | - | - | - |
| 1/31/19 19:18 | - | - | - | - |
| 1/31/19 19:28 | - | - | - | - |
| 1/31/19 19:38 | - | - | - | - |
| 1/31/19 19:48 | - | - | - | - |
| 1/31/19 19:58 | - | - | - | - |
| 1/31/19 20:08 | - | - | - | - |
| 1/31/19 20:18 | - | - | - | - |
| 1/31/19 20:28 | - | - | - | - |
| 1/31/19 20:38 | - | - | - | - |
| 1/31/19 20:48 | - | - | - | - |
| 1/31/19 20:58 | - | - | - | - |
| 1/31/19 21:08 | - | - | - | - |
| 1/31/19 21:18 | - | - | - | - |
| 1/31/19 21:28 | - | - | - | - |
| 1/31/19 21:38 | - | - | - | - |
| 1/31/19 21:48 | - | - | - | - |
| 1/31/19 21:58 | - | - | - | - |
| 1/31/19 22:08 | - | - | - | - |
| 1/31/19 22:18 | - | - | - | - |
| 1/31/19 22:28 | - | - | - | - |
| 1/31/19 22:38 | - | - | - | - |
| 1/31/19 22:48 | - | - | - | - |
| 1/31/19 22:58 | - | - | - | - |
| 1/31/19 23:08 | - | - | - | - |
| 1/31/19 23:18 | - | - | - | - |
| 1/31/19 23:28 | - | - | - | - |
| 1/31/19 23:38 | - | - | - | - |
| 1/31/19 23:48 | - | - | - | - |
| 1/31/19 23:58 | - | - | - | - |
| 2/1/19 0:08 | - | - | - | - |
| 2/1/19 0:18 | - | - | - | - |
| 2/1/19 0:28 | - | - | - | - |
| 2/1/19 0:38 | - | - | - | - |
| 2/1/19 0:48 | - | - | - | - |
| 2/1/19 0:58 | - | - | - | - |
| 2/1/19 1:08 | - | - | - | - |
| 2/1/19 1:18 | - | - | - | - |
| 2/1/19 1:28 | - | - | - | - |
| 2/1/19 1:38 | - | - | - | - |
| 2/1/19 1:48 | - | - | - | - |
| 2/1/19 1:58 | - | - | - | - |
| 2/1/19 2:08 | - | - | - | - |
| 2/1/19 2:18 | - | - | - | - |
| 2/1/19 2:28 | - | - | - | - |
| 2/1/19 2:38 | - | - | - | - |
| 2/1/19 2:48 | - | - | - | - |

## East Monitoring Station

| Time Stamp | $H_2S$ (PPB) | Battery (Volts) | Temperature (°F) | Humidity (%) |
|---|---|---|---|---|
| 2/1/19 2:58 | - | - | - | - |
| 2/1/19 3:08 | - | - | - | - |
| 2/1/19 3:18 | - | - | - | - |
| 2/1/19 3:28 | - | - | - | - |
| 2/1/19 3:38 | - | - | - | - |
| 2/1/19 3:48 | - | - | - | - |
| 2/1/19 3:58 | - | - | - | - |
| 2/1/19 4:08 | - | - | - | - |
| 2/1/19 4:18 | - | - | - | - |
| 2/1/19 4:28 | - | - | - | - |
| 2/1/19 4:38 | - | - | - | - |
| 2/1/19 4:48 | - | - | - | - |
| 2/1/19 4:58 | - | - | - | - |
| 2/1/19 5:08 | - | - | - | - |
| 2/1/19 5:18 | - | - | - | - |
| 2/1/19 5:28 | - | - | - | - |
| 2/1/19 5:38 | - | - | - | - |
| 2/1/19 5:48 | - | - | - | - |
| 2/1/19 5:58 | - | - | - | - |
| 2/1/19 6:08 | - | - | - | - |
| 2/1/19 6:18 | - | - | - | - |
| 2/1/19 6:28 | - | - | - | - |
| 2/1/19 6:38 | - | - | - | - |
| 2/1/19 6:48 | - | - | - | - |
| 2/1/19 6:58 | - | - | - | - |
| 2/1/19 7:08 | - | - | - | - |
| 2/1/19 7:18 | - | - | - | - |
| 2/1/19 7:28 | - | - | - | - |
| 2/1/19 7:38 | - | - | - | - |
| 2/1/19 7:48 | - | - | - | - |
| 2/1/19 7:58 | - | - | - | - |
| 2/1/19 8:08 | - | - | - | - |
| 2/1/19 8:18 | - | - | - | - |
| 2/1/19 8:28 | - | - | - | - |
| 2/1/19 8:38 | - | - | - | - |
| 2/1/19 8:48 | - | - | - | - |
| 2/1/19 8:58 | - | - | - | - |
| 2/1/19 9:08 | - | - | - | - |
| 2/1/19 9:18 | - | - | - | - |
| 2/1/19 9:28 | - | - | - | - |
| 2/1/19 9:38 | - | - | - | - |
| 2/1/19 9:48 | - | - | - | - |
| 2/1/19 9:58 | - | - | - | - |
| 2/1/19 10:08 | - | - | - | - |
| 2/1/19 10:18 | - | - | - | - |
| 2/1/19 10:28 | - | - | - | - |
| 2/1/19 10:38 | - | - | - | - |
| 2/1/19 10:48 | - | - | - | - |
| 2/1/19 10:58 | - | - | - | - |
| 2/1/19 11:08 | - | - | - | - |
| 2/1/19 11:18 | - | - | - | - |
| 2/1/19 11:28 | - | - | - | - |
| 2/1/19 11:38 | - | - | - | - |
| 2/1/19 11:48 | - | - | - | - |
| 2/1/19 11:58 | - | - | - | - |
| 2/1/19 12:08 | - | - | - | - |
| 2/1/19 12:18 | - | - | - | - |

## East Monitoring Station

| Time Stamp | $H_2S$ (PPB) | Battery (Volts) | Temperature (°F) | Humidity (%) |
|---|---|---|---|---|
| 2/1/19 12:28 | - | - | - | - |
| 2/1/19 12:38 | - | - | - | - |
| 2/1/19 12:48 | - | - | - | - |
| 2/1/19 12:58 | - | - | - | - |
| 2/1/19 13:08 | - | - | - | - |
| 2/1/19 13:18 | - | - | - | - |
| 2/1/19 13:28 | - | - | - | - |
| 2/1/19 13:38 | - | - | - | - |
| 2/1/19 13:48 | - | - | - | - |
| 2/1/19 13:58 | - | - | - | - |
| 2/1/19 14:08 | - | - | - | - |
| 2/1/19 14:18 | - | - | - | - |
| 2/1/19 14:28 | - | - | - | - |
| 2/1/19 14:38 | - | - | - | - |
| 2/1/19 14:48 | - | - | - | - |
| 2/1/19 14:58 | - | - | - | - |
| 2/1/19 15:08 | - | - | - | - |
| 2/1/19 15:18 | - | - | - | - |
| 2/1/19 15:28 | - | - | - | - |
| 2/1/19 15:38 | - | - | - | - |
| 2/1/19 15:48 | - | - | - | - |
| 2/1/19 15:58 | - | - | - | - |
| 2/1/19 16:08 | - | - | - | - |
| 2/1/19 16:18 | - | - | - | - |
| 2/1/19 16:28 | - | - | - | - |
| 2/1/19 16:38 | - | - | - | - |
| 2/1/19 16:48 | - | - | - | - |
| 2/1/19 16:58 | - | - | - | - |
| 2/1/19 17:08 | - | - | - | - |
| 2/1/19 17:18 | - | - | - | - |
| 2/1/19 17:28 | - | - | - | - |
| 2/1/19 17:38 | - | - | - | - |
| 2/1/19 17:48 | - | - | - | - |
| 2/1/19 17:58 | - | - | - | - |
| 2/1/19 18:08 | - | - | - | - |
| 2/1/19 18:18 | - | - | - | - |
| 2/1/19 18:28 | - | - | - | - |
| 2/1/19 18:38 | - | - | - | - |
| 2/1/19 18:48 | - | - | - | - |
| 2/1/19 18:58 | - | - | - | - |
| 2/1/19 19:08 | - | - | - | - |
| 2/1/19 19:18 | - | - | - | - |
| 2/1/19 19:28 | - | - | - | - |
| 2/1/19 19:38 | - | - | - | - |
| 2/1/19 19:48 | - | - | - | - |
| 2/1/19 19:58 | - | - | - | - |
| 2/1/19 20:08 | - | - | - | - |
| 2/1/19 20:18 | - | - | - | - |
| 2/1/19 20:28 | - | - | - | - |
| 2/1/19 20:38 | - | - | - | - |
| 2/1/19 20:48 | - | - | - | - |
| 2/1/19 20:58 | - | - | - | - |
| 2/1/19 21:08 | - | - | - | - |
| 2/1/19 21:18 | - | - | - | - |
| 2/1/19 21:28 | - | - | - | - |
| 2/1/19 21:38 | - | - | - | - |
| 2/1/19 21:48 | - | - | - | - |

## East Monitoring Station

| Time Stamp | $H_2S$ (PPB) | Battery (Volts) | Temperature (°F) | Humidity (%) |
|---|---|---|---|---|
| 2/1/19 21:58 | - | - | - | - |
| 2/1/19 22:08 | - | - | - | - |
| 2/1/19 22:18 | - | - | - | - |
| 2/1/19 22:28 | - | - | - | - |
| 2/1/19 22:38 | - | - | - | - |
| 2/1/19 22:48 | - | - | - | - |
| 2/1/19 22:58 | - | - | - | - |
| 2/1/19 23:08 | - | - | - | - |
| 2/1/19 23:18 | - | - | - | - |
| 2/1/19 23:28 | - | - | - | - |
| 2/1/19 23:38 | - | - | - | - |
| 2/1/19 23:48 | - | - | - | - |
| 2/1/19 23:58 | - | - | - | - |
| 2/2/19 0:08 | - | - | - | - |
| 2/2/19 0:18 | - | - | - | - |
| 2/2/19 0:28 | - | - | - | - |
| 2/2/19 0:38 | - | - | - | - |
| 2/2/19 0:48 | - | - | - | - |
| 2/2/19 0:58 | - | - | - | - |
| 2/2/19 1:08 | - | - | - | - |
| 2/2/19 1:18 | - | - | - | - |
| 2/2/19 1:28 | - | - | - | - |
| 2/2/19 1:38 | - | - | - | - |
| 2/2/19 1:48 | - | - | - | - |
| 2/2/19 1:58 | - | - | - | - |
| 2/2/19 2:08 | - | - | - | - |
| 2/2/19 2:18 | - | - | - | - |
| 2/2/19 2:28 | - | - | - | - |
| 2/2/19 2:38 | - | - | - | - |
| 2/2/19 2:48 | - | - | - | - |
| 2/2/19 2:58 | - | - | - | - |
| 2/2/19 3:08 | - | - | - | - |
| 2/2/19 3:18 | - | - | - | - |
| 2/2/19 3:28 | - | - | - | - |
| 2/2/19 3:38 | - | - | - | - |
| 2/2/19 3:48 | - | - | - | - |
| 2/2/19 3:58 | - | - | - | - |
| 2/2/19 4:08 | - | - | - | - |
| 2/2/19 4:18 | - | - | - | - |
| 2/2/19 4:28 | - | - | - | - |
| 2/2/19 4:38 | - | - | - | - |
| 2/2/19 4:48 | - | - | - | - |
| 2/2/19 4:58 | - | - | - | - |
| 2/2/19 5:08 | - | - | - | - |
| 2/2/19 5:18 | - | - | - | - |
| 2/2/19 5:28 | - | - | - | - |
| 2/2/19 5:38 | - | - | - | - |
| 2/2/19 5:48 | - | - | - | - |
| 2/2/19 5:58 | - | - | - | - |
| 2/2/19 6:08 | - | - | - | - |
| 2/2/19 6:18 | - | - | - | - |
| 2/2/19 6:28 | - | - | - | - |
| 2/2/19 6:38 | - | - | - | - |
| 2/2/19 6:48 | - | - | - | - |
| 2/2/19 6:58 | - | - | - | - |
| 2/2/19 7:08 | - | - | - | - |
| 2/2/19 7:18 | - | - | - | - |

## East Monitoring Station

| Time Stamp | $H_2S$ (PPB) | Battery (Volts) | Temperature (°F) | Humidity (%) |
|---|---|---|---|---|
| 2/2/19 7:28 | - | - | - | - |
| 2/2/19 7:38 | - | - | - | - |
| 2/2/19 7:48 | - | - | - | - |
| 2/2/19 7:58 | - | - | - | - |
| 2/2/19 8:08 | - | - | - | - |
| 2/2/19 8:18 | - | - | - | - |
| 2/2/19 8:28 | - | - | - | - |
| 2/2/19 8:38 | - | - | - | - |
| 2/2/19 8:48 | - | - | - | - |
| 2/2/19 8:58 | - | - | - | - |
| 2/2/19 9:08 | - | - | - | - |
| 2/2/19 9:18 | - | - | - | - |
| 2/2/19 9:28 | - | - | - | - |
| 2/2/19 9:38 | - | - | - | - |
| 2/2/19 9:48 | - | - | - | - |
| 2/2/19 9:58 | - | - | - | - |
| 2/2/19 10:08 | - | - | - | - |
| 2/2/19 10:18 | - | - | - | - |
| 2/2/19 10:28 | - | - | - | - |
| 2/2/19 10:38 | - | - | - | - |
| 2/2/19 10:48 | - | - | - | - |
| 2/2/19 10:58 | - | - | - | - |
| 2/2/19 11:08 | - | - | - | - |
| 2/2/19 11:18 | - | - | - | - |
| 2/2/19 11:28 | - | - | - | - |
| 2/2/19 11:38 | - | - | - | - |
| 2/2/19 11:48 | - | - | - | - |
| 2/2/19 11:58 | - | - | - | - |
| 2/2/19 12:08 | - | - | - | - |
| 2/2/19 12:18 | - | - | - | - |
| 2/2/19 12:28 | - | - | - | - |
| 2/2/19 12:38 | - | - | - | - |
| 2/2/19 12:48 | - | - | - | - |
| 2/2/19 12:58 | - | - | - | - |
| 2/2/19 13:08 | - | - | - | - |
| 2/2/19 13:18 | - | - | - | - |
| 2/2/19 13:28 | - | - | - | - |
| 2/2/19 13:38 | - | - | - | - |
| 2/2/19 13:48 | - | - | - | - |
| 2/2/19 13:58 | - | - | - | - |
| 2/2/19 14:08 | - | - | - | - |
| 2/2/19 14:18 | - | - | - | - |
| 2/2/19 14:28 | - | - | - | - |
| 2/2/19 14:38 | - | - | - | - |
| 2/2/19 14:48 | - | - | - | - |
| 2/2/19 14:58 | - | - | - | - |
| 2/2/19 15:08 | - | - | - | - |
| 2/2/19 15:18 | - | - | - | - |
| 2/2/19 15:28 | - | - | - | - |
| 2/2/19 15:38 | - | - | - | - |
| 2/2/19 15:48 | - | - | - | - |
| 2/2/19 15:58 | - | - | - | - |
| 2/2/19 16:08 | - | - | - | - |
| 2/2/19 16:18 | - | - | - | - |
| 2/2/19 16:28 | - | - | - | - |
| 2/2/19 16:38 | - | - | - | - |
| 2/2/19 16:48 | - | - | - | - |

## East Monitoring Station

| Time Stamp | $H_2S$ (PPB) | Battery (Volts) | Temperature (°F) | Humidity (%) |
|---|---|---|---|---|
| 2/2/19 16:58 | - | - | - | - |
| 2/2/19 17:08 | - | - | - | - |
| 2/2/19 17:18 | - | - | - | - |
| 2/2/19 17:28 | - | - | - | - |
| 2/2/19 17:38 | - | - | - | - |
| 2/2/19 17:48 | - | - | - | - |
| 2/2/19 17:58 | - | - | - | - |
| 2/2/19 18:08 | - | - | - | - |
| 2/2/19 18:18 | - | - | - | - |
| 2/2/19 18:28 | - | - | - | - |
| 2/2/19 18:38 | - | - | - | - |
| 2/2/19 18:48 | - | - | - | - |
| 2/2/19 18:58 | - | - | - | - |
| 2/2/19 19:08 | - | - | - | - |
| 2/2/19 19:18 | - | - | - | - |
| 2/2/19 19:28 | - | - | - | - |
| 2/2/19 19:38 | - | - | - | - |
| 2/2/19 19:48 | - | - | - | - |
| 2/2/19 19:58 | - | - | - | - |
| 2/2/19 20:08 | - | - | - | - |
| 2/2/19 20:18 | - | - | - | - |
| 2/2/19 20:28 | - | - | - | - |
| 2/2/19 20:38 | - | - | - | - |
| 2/2/19 20:48 | - | - | - | - |
| 2/2/19 20:58 | - | - | - | - |
| 2/2/19 21:08 | - | - | - | - |
| 2/2/19 21:18 | - | - | - | - |
| 2/2/19 21:28 | - | - | - | - |
| 2/2/19 21:38 | - | - | - | - |
| 2/2/19 21:48 | - | - | - | - |
| 2/2/19 21:58 | - | - | - | - |
| 2/2/19 22:08 | - | - | - | - |
| 2/2/19 22:18 | - | - | - | - |
| 2/2/19 22:28 | - | - | - | - |
| 2/2/19 22:38 | - | - | - | - |
| 2/2/19 22:48 | - | - | - | - |
| 2/2/19 22:58 | - | - | - | - |
| 2/2/19 23:08 | - | - | - | - |
| 2/2/19 23:18 | - | - | - | - |
| 2/2/19 23:28 | - | - | - | - |
| 2/2/19 23:38 | - | - | - | - |
| 2/2/19 23:48 | - | - | - | - |
| 2/2/19 23:58 | - | - | - | - |
| 2/3/19 0:08 | - | - | - | - |
| 2/3/19 0:18 | - | - | - | - |
| 2/3/19 0:28 | - | - | - | - |
| 2/3/19 0:38 | - | - | - | - |
| 2/3/19 0:48 | - | - | - | - |
| 2/3/19 0:58 | - | - | - | - |
| 2/3/19 1:08 | - | - | - | - |
| 2/3/19 1:18 | - | - | - | - |
| 2/3/19 1:28 | - | - | - | - |
| 2/3/19 1:38 | - | - | - | - |
| 2/3/19 1:48 | - | - | - | - |
| 2/3/19 1:58 | - | - | - | - |
| 2/3/19 2:08 | - | - | - | - |
| 2/3/19 2:18 | - | - | - | - |

## East Monitoring Station

| Time Stamp | $H_2S$ (PPB) | Battery (Volts) | Temperature (°F) | Humidity (%) |
|---|---|---|---|---|
| 2/3/19 2:28 | - | - | - | - |
| 2/3/19 2:38 | - | - | - | - |
| 2/3/19 2:48 | - | - | - | - |
| 2/3/19 2:58 | - | - | - | - |
| 2/3/19 3:08 | - | - | - | - |
| 2/3/19 3:18 | - | - | - | - |
| 2/3/19 3:28 | - | - | - | - |
| 2/3/19 3:38 | - | - | - | - |
| 2/3/19 3:48 | - | - | - | - |
| 2/3/19 3:58 | - | - | - | - |
| 2/3/19 4:08 | - | - | - | - |
| 2/3/19 4:18 | - | - | - | - |
| 2/3/19 4:28 | - | - | - | - |
| 2/3/19 4:38 | - | - | - | - |
| 2/3/19 4:48 | - | - | - | - |
| 2/3/19 4:58 | - | - | - | - |
| 2/3/19 5:08 | - | - | - | - |
| 2/3/19 5:18 | - | - | - | - |
| 2/3/19 5:28 | - | - | - | - |
| 2/3/19 5:38 | - | - | - | - |
| 2/3/19 5:48 | - | - | - | - |
| 2/3/19 5:58 | - | - | - | - |
| 2/3/19 6:08 | - | - | - | - |
| 2/3/19 6:18 | - | - | - | - |
| 2/3/19 6:28 | - | - | - | - |
| 2/3/19 6:38 | - | - | - | - |
| 2/3/19 6:48 | - | - | - | - |
| 2/3/19 6:58 | - | - | - | - |
| 2/3/19 7:08 | - | - | - | - |
| 2/3/19 7:18 | - | - | - | - |
| 2/3/19 7:28 | - | - | - | - |
| 2/3/19 7:38 | - | - | - | - |
| 2/3/19 7:48 | - | - | - | - |
| 2/3/19 7:58 | - | - | - | - |
| 2/3/19 8:08 | - | - | - | - |
| 2/3/19 8:18 | - | - | - | - |
| 2/3/19 8:28 | - | - | - | - |
| 2/3/19 8:38 | - | - | - | - |
| 2/3/19 8:48 | - | - | - | - |
| 2/3/19 8:58 | - | - | - | - |
| 2/3/19 9:08 | - | - | - | - |
| 2/3/19 9:18 | - | - | - | - |
| 2/3/19 9:28 | - | - | - | - |
| 2/3/19 9:38 | - | - | - | - |
| 2/3/19 9:48 | - | - | - | - |
| 2/3/19 9:58 | - | - | - | - |
| 2/3/19 10:08 | - | - | - | - |
| 2/3/19 10:18 | - | - | - | - |
| 2/3/19 10:28 | - | - | - | - |
| 2/3/19 10:38 | - | - | - | - |
| 2/3/19 10:48 | - | - | - | - |
| 2/3/19 10:58 | - | - | - | - |
| 2/3/19 11:08 | - | - | - | - |
| 2/3/19 11:18 | - | - | - | - |
| 2/3/19 11:28 | - | - | - | - |
| 2/3/19 11:38 | - | - | - | - |
| 2/3/19 11:48 | - | - | - | - |

## East Monitoring Station

| Time Stamp | $H_2S$ (PPB) | Battery (Volts) | Temperature (°F) | Humidity (%) |
|---|---|---|---|---|
| 2/3/19 11:58 | - | - | - | - |
| 2/3/19 12:08 | - | - | - | - |
| 2/3/19 12:18 | - | - | - | - |
| 2/3/19 12:28 | - | - | - | - |
| 2/3/19 12:38 | - | - | - | - |
| 2/3/19 12:48 | - | - | - | - |
| 2/3/19 12:58 | - | - | - | - |
| 2/3/19 13:08 | - | - | - | - |
| 2/3/19 13:18 | - | - | - | - |
| 2/3/19 13:28 | - | - | - | - |
| 2/3/19 13:38 | - | - | - | - |
| 2/3/19 13:48 | - | - | - | - |
| 2/3/19 13:58 | - | - | - | - |
| 2/3/19 14:08 | - | - | - | - |
| 2/3/19 14:18 | - | - | - | - |
| 2/3/19 14:28 | - | - | - | - |
| 2/3/19 14:38 | - | - | - | - |
| 2/3/19 14:48 | - | - | - | - |
| 2/3/19 14:58 | - | - | - | - |
| 2/3/19 15:08 | - | - | - | - |
| 2/3/19 15:18 | - | - | - | - |
| 2/3/19 15:28 | - | - | - | - |
| 2/3/19 15:38 | - | - | - | - |
| 2/3/19 15:48 | - | - | - | - |
| 2/3/19 15:58 | - | - | - | - |
| 2/3/19 16:08 | - | - | - | - |
| 2/3/19 16:18 | - | - | - | - |
| 2/3/19 16:28 | - | - | - | - |
| 2/3/19 16:38 | - | - | - | - |
| 2/3/19 16:48 | - | - | - | - |
| 2/3/19 16:58 | - | - | - | - |
| 2/3/19 17:08 | - | - | - | - |
| 2/3/19 17:18 | - | - | - | - |
| 2/3/19 17:28 | - | - | - | - |
| 2/3/19 17:38 | - | - | - | - |
| 2/3/19 17:48 | - | - | - | - |
| 2/3/19 17:58 | - | - | - | - |
| 2/3/19 18:08 | - | - | - | - |
| 2/3/19 18:18 | - | - | - | - |
| 2/3/19 18:28 | - | - | - | - |
| 2/3/19 18:38 | - | - | - | - |
| 2/3/19 18:48 | - | - | - | - |
| 2/3/19 18:58 | - | - | - | - |
| 2/3/19 19:08 | - | - | - | - |
| 2/3/19 19:18 | - | - | - | - |
| 2/3/19 19:28 | - | - | - | - |
| 2/3/19 19:38 | - | - | - | - |
| 2/3/19 19:48 | - | - | - | - |
| 2/3/19 19:58 | - | - | - | - |
| 2/3/19 20:08 | - | - | - | - |
| 2/3/19 20:18 | - | - | - | - |
| 2/3/19 20:28 | - | - | - | - |
| 2/3/19 20:38 | - | - | - | - |
| 2/3/19 20:48 | - | - | - | - |
| 2/3/19 20:58 | - | - | - | - |
| 2/3/19 21:08 | - | - | - | - |
| 2/3/19 21:18 | - | - | - | - |

## East Monitoring Station

| Time Stamp | $H_2S$ (PPB) | Battery (Volts) | Temperature (°F) | Humidity (%) |
|---|---|---|---|---|
| 2/3/19 21:28 | - | - | - | - |
| 2/3/19 21:38 | - | - | - | - |
| 2/3/19 21:48 | - | - | - | - |
| 2/3/19 21:58 | - | - | - | - |
| 2/3/19 22:08 | - | - | - | - |
| 2/3/19 22:18 | - | - | - | - |
| 2/3/19 22:28 | - | - | - | - |
| 2/3/19 22:38 | - | - | - | - |
| 2/3/19 22:48 | - | - | - | - |
| 2/3/19 22:58 | - | - | - | - |
| 2/3/19 23:08 | - | - | - | - |
| 2/3/19 23:18 | - | - | - | - |
| 2/3/19 23:28 | - | - | - | - |
| 2/3/19 23:38 | - | - | - | - |
| 2/3/19 23:48 | - | - | - | - |
| 2/3/19 23:58 | - | - | - | - |
| 2/4/19 0:08 | - | - | - | - |
| 2/4/19 0:18 | - | - | - | - |
| 2/4/19 0:28 | - | - | - | - |
| 2/4/19 0:38 | - | - | - | - |
| 2/4/19 0:48 | - | - | - | - |
| 2/4/19 0:58 | - | - | - | - |
| 2/4/19 1:08 | - | - | - | - |
| 2/4/19 1:18 | - | - | - | - |
| 2/4/19 1:28 | - | - | - | - |
| 2/4/19 1:38 | - | - | - | - |
| 2/4/19 1:48 | - | - | - | - |
| 2/4/19 1:58 | - | - | - | - |
| 2/4/19 2:08 | - | - | - | - |
| 2/4/19 2:18 | - | - | - | - |
| 2/4/19 2:28 | - | - | - | - |
| 2/4/19 2:38 | - | - | - | - |
| 2/4/19 2:48 | - | - | - | - |
| 2/4/19 2:58 | - | - | - | - |
| 2/4/19 3:08 | - | - | - | - |
| 2/4/19 3:18 | - | - | - | - |
| 2/4/19 3:28 | - | - | - | - |
| 2/4/19 3:38 | - | - | - | - |
| 2/4/19 3:48 | - | - | - | - |
| 2/4/19 3:58 | - | - | - | - |
| 2/4/19 4:08 | - | - | - | - |
| 2/4/19 4:18 | - | - | - | - |
| 2/4/19 4:28 | - | - | - | - |
| 2/4/19 4:38 | - | - | - | - |
| 2/4/19 4:48 | - | - | - | - |
| 2/4/19 4:58 | - | - | - | - |
| 2/4/19 5:08 | - | - | - | - |
| 2/4/19 5:18 | - | - | - | - |
| 2/4/19 5:28 | - | - | - | - |
| 2/4/19 5:38 | - | - | - | - |
| 2/4/19 5:48 | - | - | - | - |
| 2/4/19 5:58 | - | - | - | - |
| 2/4/19 6:08 | - | - | - | - |
| 2/4/19 6:18 | - | - | - | - |
| 2/4/19 6:28 | - | - | - | - |
| 2/4/19 6:38 | - | - | - | - |
| 2/4/19 6:48 | - | - | - | - |

## East Monitoring Station

| Time Stamp | $H_2S$ (PPB) | Battery (Volts) | Temperature (°F) | Humidity (%) |
|---|---|---|---|---|
| 2/4/19 6:58 | - | - | - | - |
| 2/4/19 7:08 | - | - | - | - |
| 2/4/19 7:18 | - | - | - | - |
| 2/4/19 7:28 | - | - | - | - |
| 2/4/19 7:38 | - | - | - | - |
| 2/4/19 7:48 | - | - | - | - |
| 2/4/19 7:58 | - | - | - | - |
| 2/4/19 8:08 | - | - | - | - |
| 2/4/19 8:18 | - | - | - | - |
| 2/4/19 8:28 | - | - | - | - |
| 2/4/19 8:38 | - | - | - | - |
| 2/4/19 8:48 | - | - | - | - |
| 2/4/19 8:58 | - | - | - | - |
| 2/4/19 9:08 | - | - | - | - |
| 2/4/19 9:18 | - | - | - | - |
| 2/4/19 9:28 | - | - | - | - |
| 2/4/19 9:38 | - | - | - | - |
| 2/4/19 9:48 | - | - | - | - |
| 2/4/19 9:58 | - | - | - | - |
| 2/4/19 10:08 | - | - | - | - |
| 2/4/19 10:18 | - | - | - | - |
| 2/4/19 10:28 | - | - | - | - |
| 2/4/19 10:38 | - | - | - | - |
| 2/4/19 10:48 | - | - | - | - |
| 2/4/19 10:58 | - | - | - | - |
| 2/4/19 11:08 | - | - | - | - |
| 2/4/19 11:18 | - | - | - | - |
| 2/4/19 11:28 | - | - | - | - |
| 2/4/19 11:38 | - | - | - | - |
| 2/4/19 11:48 | - | - | - | - |
| 2/4/19 11:58 | - | - | - | - |
| 2/4/19 12:08 | - | - | - | - |
| 2/4/19 12:18 | - | - | - | - |
| 2/4/19 12:28 | - | - | - | - |
| 2/4/19 12:38 | - | - | - | - |
| 2/4/19 12:48 | - | - | - | - |
| 2/4/19 12:58 | - | - | - | - |
| 2/4/19 13:08 | - | - | - | - |
| 2/4/19 13:18 | - | - | - | - |
| 2/4/19 13:28 | - | - | - | - |
| 2/4/19 13:38 | - | - | - | - |
| 2/4/19 13:48 | - | - | - | - |
| 2/4/19 13:58 | - | - | - | - |
| 2/4/19 14:08 | - | - | - | - |
| 2/4/19 14:18 | - | - | - | - |
| 2/4/19 14:28 | - | - | - | - |
| 2/4/19 14:38 | - | - | - | - |
| 2/4/19 14:48 | - | - | - | - |
| 2/4/19 14:58 | - | - | - | - |
| 2/4/19 15:08 | - | - | - | - |
| 2/4/19 15:18 | - | - | - | - |
| 2/4/19 15:28 | - | - | - | - |
| 2/4/19 15:38 | - | - | - | - |
| 2/4/19 15:48 | - | - | - | - |
| 2/4/19 15:58 | - | - | - | - |
| 2/4/19 16:08 | - | - | - | - |
| 2/4/19 16:18 | - | - | - | - |

## East Monitoring Station

| Time Stamp | $H_2S$ (PPB) | Battery (Volts) | Temperature (°F) | Humidity (%) |
|---|---|---|---|---|
| 2/4/19 16:28 | - | - | - | - |
| 2/4/19 16:38 | - | - | - | - |
| 2/4/19 16:48 | - | - | - | - |
| 2/4/19 16:58 | - | - | - | - |
| 2/4/19 17:08 | - | - | - | - |
| 2/4/19 17:18 | - | - | - | - |
| 2/4/19 17:28 | - | - | - | - |
| 2/4/19 17:38 | - | - | - | - |
| 2/4/19 17:48 | - | - | - | - |
| 2/4/19 17:58 | - | - | - | - |
| 2/4/19 18:08 | - | - | - | - |
| 2/4/19 18:18 | - | - | - | - |
| 2/4/19 18:28 | - | - | - | - |
| 2/4/19 18:38 | - | - | - | - |
| 2/4/19 18:48 | - | - | - | - |
| 2/4/19 18:58 | - | - | - | - |
| 2/4/19 19:08 | - | - | - | - |
| 2/4/19 19:18 | - | - | - | - |
| 2/4/19 19:28 | - | - | - | - |
| 2/4/19 19:38 | - | - | - | - |
| 2/4/19 19:48 | - | - | - | - |
| 2/4/19 19:58 | - | - | - | - |
| 2/4/19 20:08 | - | - | - | - |
| 2/4/19 20:18 | - | - | - | - |
| 2/4/19 20:28 | - | - | - | - |
| 2/4/19 20:38 | - | - | - | - |
| 2/4/19 20:48 | - | - | - | - |
| 2/4/19 20:58 | - | - | - | - |
| 2/4/19 21:08 | - | - | - | - |
| 2/4/19 21:18 | - | - | - | - |
| 2/4/19 21:28 | - | - | - | - |
| 2/4/19 21:38 | - | - | - | - |
| 2/4/19 21:48 | - | - | - | - |
| 2/4/19 21:58 | - | - | - | - |
| 2/4/19 22:08 | - | - | - | - |
| 2/4/19 22:18 | - | - | - | - |
| 2/4/19 22:28 | - | - | - | - |
| 2/4/19 22:38 | - | - | - | - |
| 2/4/19 22:48 | - | - | - | - |
| 2/4/19 22:58 | - | - | - | - |
| 2/4/19 23:08 | - | - | - | - |
| 2/4/19 23:18 | - | - | - | - |
| 2/4/19 23:28 | - | - | - | - |
| 2/4/19 23:38 | - | - | - | - |
| 2/4/19 23:48 | - | - | - | - |
| 2/4/19 23:58 | - | - | - | - |
| 2/5/19 0:08 | - | - | - | - |
| 2/5/19 0:18 | - | - | - | - |
| 2/5/19 0:28 | - | - | - | - |
| 2/5/19 0:38 | - | - | - | - |
| 2/5/19 0:48 | - | - | - | - |
| 2/5/19 0:58 | - | - | - | - |
| 2/5/19 1:08 | - | - | - | - |
| 2/5/19 1:18 | - | - | - | - |
| 2/5/19 1:28 | - | - | - | - |
| 2/5/19 1:38 | - | - | - | - |
| 2/5/19 1:48 | - | - | - | - |

## East Monitoring Station

| Time Stamp | $H_2S$ (PPB) | Battery (Volts) | Temperature (°F) | Humidity (%) |
|---|---|---|---|---|
| 2/5/19 1:58 | - | - | - | - |
| 2/5/19 2:08 | - | - | - | - |
| 2/5/19 2:18 | - | - | - | - |
| 2/5/19 2:28 | - | - | - | - |
| 2/5/19 2:38 | - | - | - | - |
| 2/5/19 2:48 | - | - | - | - |
| 2/5/19 2:58 | - | - | - | - |
| 2/5/19 3:08 | - | - | - | - |
| 2/5/19 3:18 | - | - | - | - |
| 2/5/19 3:28 | - | - | - | - |
| 2/5/19 3:38 | - | - | - | - |
| 2/5/19 3:48 | - | - | - | - |
| 2/5/19 3:58 | - | - | - | - |
| 2/5/19 4:08 | - | - | - | - |
| 2/5/19 4:18 | - | - | - | - |
| 2/5/19 4:28 | - | - | - | - |
| 2/5/19 4:38 | - | - | - | - |
| 2/5/19 4:48 | - | - | - | - |
| 2/5/19 4:58 | - | - | - | - |
| 2/5/19 5:08 | - | - | - | - |
| 2/5/19 5:18 | - | - | - | - |
| 2/5/19 5:28 | - | - | - | - |
| 2/5/19 5:38 | - | - | - | - |
| 2/5/19 5:48 | - | - | - | - |
| 2/5/19 5:58 | - | - | - | - |
| 2/5/19 6:08 | - | - | - | - |
| 2/5/19 6:18 | - | - | - | - |
| 2/5/19 6:28 | - | - | - | - |
| 2/5/19 6:38 | - | - | - | - |
| 2/5/19 6:48 | - | - | - | - |
| 2/5/19 6:58 | - | - | - | - |
| 2/5/19 7:08 | - | - | - | - |
| 2/5/19 7:18 | - | - | - | - |
| 2/5/19 7:28 | - | - | - | - |
| 2/5/19 7:38 | - | - | - | - |
| 2/5/19 7:48 | - | - | - | - |
| 2/5/19 7:58 | - | - | - | - |
| 2/5/19 8:08 | - | - | - | - |
| 2/5/19 8:18 | - | - | - | - |
| 2/5/19 8:28 | - | - | - | - |
| 2/5/19 8:38 | - | - | - | - |
| 2/5/19 8:48 | - | - | - | - |
| 2/5/19 8:58 | - | - | - | - |
| 2/5/19 9:08 | - | - | - | - |
| 2/5/19 9:18 | - | - | - | - |
| 2/5/19 9:28 | - | - | - | - |
| 2/5/19 9:38 | - | - | - | - |
| 2/5/19 9:48 | - | - | - | - |
| 2/5/19 9:58 | - | - | - | - |
| 2/5/19 10:08 | - | - | - | - |
| 2/5/19 10:18 | - | - | - | - |
| 2/5/19 10:28 | - | - | - | - |
| 2/5/19 10:38 | - | - | - | - |
| 2/5/19 10:48 | - | - | - | - |
| 2/5/19 10:58 | - | - | - | - |
| 2/5/19 11:08 | - | - | - | - |
| 2/5/19 11:18 | - | - | - | - |

## East Monitoring Station

| Time Stamp | $H_2S$ (PPB) | Battery (Volts) | Temperature (°F) | Humidity (%) |
|---|---|---|---|---|
| 2/5/19 11:28 | - | - | - | - |
| 2/5/19 11:38 | - | - | - | - |
| 2/5/19 11:48 | - | - | - | - |
| 2/5/19 11:58 | - | - | - | - |
| 2/5/19 12:08 | - | - | - | - |
| 2/5/19 12:18 | - | - | - | - |
| 2/5/19 12:28 | - | - | - | - |
| 2/5/19 12:38 | - | - | - | - |
| 2/5/19 12:48 | - | - | - | - |
| 2/5/19 12:58 | - | - | - | - |
| 2/5/19 13:08 | - | - | - | - |
| 2/5/19 13:18 | - | - | - | - |
| 2/5/19 13:28 | - | - | - | - |
| 2/5/19 13:38 | - | - | - | - |
| 2/5/19 13:48 | - | - | - | - |
| 2/5/19 13:58 | - | - | - | - |
| 2/5/19 14:08 | - | - | - | - |
| 2/5/19 14:18 | - | - | - | - |
| 2/5/19 14:28 | - | - | - | - |
| 2/5/19 14:38 | - | - | - | - |
| 2/5/19 14:48 | - | - | - | - |
| 2/5/19 14:58 | - | - | - | - |
| 2/5/19 15:08 | - | - | - | - |
| 2/5/19 15:18 | - | - | - | - |
| 2/5/19 15:28 | - | - | - | - |
| 2/5/19 15:38 | - | - | - | - |
| 2/5/19 15:48 | - | - | - | - |
| 2/5/19 15:58 | - | - | - | - |
| 2/5/19 16:08 | - | - | - | - |
| 2/5/19 16:18 | - | - | - | - |
| 2/5/19 16:28 | - | - | - | - |
| 2/5/19 16:38 | - | - | - | - |
| 2/5/19 16:48 | - | - | - | - |
| 2/5/19 16:58 | - | - | - | - |
| 2/5/19 17:08 | - | - | - | - |
| 2/5/19 17:18 | - | - | - | - |
| 2/5/19 17:28 | - | - | - | - |
| 2/5/19 17:38 | - | - | - | - |
| 2/5/19 17:48 | - | - | - | - |
| 2/5/19 17:58 | - | - | - | - |
| 2/5/19 18:08 | - | - | - | - |
| 2/5/19 18:18 | - | - | - | - |
| 2/5/19 18:28 | - | - | - | - |
| 2/5/19 18:38 | - | - | - | - |
| 2/5/19 18:48 | - | - | - | - |
| 2/5/19 18:58 | - | - | - | - |
| 2/5/19 19:08 | - | - | - | - |
| 2/5/19 19:18 | - | - | - | - |
| 2/5/19 19:28 | - | - | - | - |
| 2/5/19 19:38 | - | - | - | - |
| 2/5/19 19:48 | - | - | - | - |
| 2/5/19 19:58 | - | - | - | - |
| 2/5/19 20:08 | - | - | - | - |
| 2/5/19 20:18 | - | - | - | - |
| 2/5/19 20:28 | - | - | - | - |
| 2/5/19 20:38 | - | - | - | - |
| 2/5/19 20:48 | - | - | - | - |

## East Monitoring Station

| Time Stamp | $H_2S$ (PPB) | Battery (Volts) | Temperature (°F) | Humidity (%) |
|---|---|---|---|---|
| 2/5/19 20:58 | - | - | - | - |
| 2/5/19 21:08 | - | - | - | - |
| 2/5/19 21:18 | - | - | - | - |
| 2/5/19 21:28 | - | - | - | - |
| 2/5/19 21:38 | - | - | - | - |
| 2/5/19 21:48 | - | - | - | - |
| 2/5/19 21:58 | - | - | - | - |
| 2/5/19 22:08 | - | - | - | - |
| 2/5/19 22:18 | - | - | - | - |
| 2/5/19 22:28 | - | - | - | - |
| 2/5/19 22:38 | - | - | - | - |
| 2/5/19 22:48 | - | - | - | - |
| 2/5/19 22:58 | - | - | - | - |
| 2/5/19 23:08 | - | - | - | - |
| 2/5/19 23:18 | - | - | - | - |
| 2/5/19 23:28 | - | - | - | - |
| 2/5/19 23:38 | - | - | - | - |
| 2/5/19 23:48 | - | - | - | - |
| 2/5/19 23:58 | - | - | - | - |

## South Monitoring Station

| Time Stamp | $H_2S$ (PPB) | Battery (Volts) | Temperature (°F) | Humidity (%) |
|---|---|---|---|---|
| 1/23/19 0:00 | - | - | - | - |
| 1/23/19 0:10 | - | - | - | - |
| 1/23/19 0:20 | - | - | - | - |
| 1/23/19 0:30 | - | - | - | - |
| 1/23/19 0:40 | - | - | - | - |
| 1/23/19 0:50 | - | - | - | - |
| 1/23/19 1:00 | - | - | - | - |
| 1/23/19 1:10 | - | - | - | - |
| 1/23/19 1:20 | - | - | - | - |
| 1/23/19 1:30 | - | - | - | - |
| 1/23/19 1:40 | - | - | - | - |
| 1/23/19 1:50 | - | - | - | - |
| 1/23/19 2:00 | - | - | - | - |
| 1/23/19 2:10 | - | - | - | - |
| 1/23/19 2:20 | - | - | - | - |
| 1/23/19 2:30 | - | - | - | - |
| 1/23/19 2:40 | - | - | - | - |
| 1/23/19 2:50 | - | - | - | - |
| 1/23/19 3:00 | - | - | - | - |
| 1/23/19 3:10 | - | - | - | - |
| 1/23/19 3:20 | - | - | - | - |
| 1/23/19 3:30 | - | - | - | - |
| 1/23/19 3:40 | - | - | - | - |
| 1/23/19 3:50 | - | - | - | - |
| 1/23/19 4:00 | - | - | - | - |
| 1/23/19 4:10 | - | - | - | - |
| 1/23/19 4:20 | - | - | - | - |
| 1/23/19 4:30 | - | - | - | - |
| 1/23/19 4:40 | - | - | - | - |
| 1/23/19 4:50 | - | - | - | - |
| 1/23/19 5:00 | - | - | - | - |
| 1/23/19 5:10 | - | - | - | - |
| 1/23/19 5:20 | - | - | - | - |
| 1/23/19 5:30 | - | - | - | - |
| 1/23/19 5:40 | - | - | - | - |
| 1/23/19 5:50 | - | - | - | - |
| 1/23/19 6:00 | - | - | - | - |
| 1/23/19 6:10 | - | - | - | - |
| 1/23/19 6:20 | - | - | - | - |
| 1/23/19 6:30 | - | - | - | - |
| 1/23/19 6:40 | - | - | - | - |
| 1/23/19 6:50 | - | - | - | - |
| 1/23/19 7:00 | - | - | - | - |
| 1/23/19 7:10 | - | - | - | - |
| 1/23/19 7:20 | - | - | - | - |
| 1/23/19 7:30 | - | - | - | - |
| 1/23/19 7:40 | - | - | - | - |
| 1/23/19 7:50 | - | - | - | - |
| 1/23/19 8:00 | - | - | - | - |
| 1/23/19 8:10 | - | - | - | - |
| 1/23/19 8:20 | - | - | - | - |
| 1/23/19 8:30 | - | - | - | - |
| 1/23/19 8:40 | - | - | - | - |
| 1/23/19 8:50 | - | - | - | - |
| 1/23/19 9:00 | - | - | - | - |
| 1/23/19 9:10 | - | - | - | - |
| 1/23/19 9:20 | - | - | - | - |
| 1/23/19 9:30 | - | - | - | - |

## South Monitoring Station

| Time Stamp | $H_2S$ (PPB) | Battery (Volts) | Temperature (°F) | Humidity (%) |
|---|---|---|---|---|
| 1/23/19 9:40 | - | - | - | - |
| 1/23/19 9:50 | - | - | - | - |
| 1/23/19 10:00 | - | - | - | - |
| 1/23/19 10:10 | - | - | - | - |
| 1/23/19 10:20 | - | - | - | - |
| 1/23/19 10:30 | - | - | - | - |
| 1/23/19 10:40 | - | - | - | - |
| 1/23/19 10:50 | - | - | - | - |
| 1/23/19 11:00 | - | - | - | - |
| 1/23/19 11:10 | - | - | - | - |
| 1/23/19 11:20 | - | - | - | - |
| 1/23/19 11:30 | - | - | - | - |
| 1/23/19 11:40 | - | - | - | - |
| 1/23/19 11:50 | - | - | - | - |
| 1/23/19 12:00 | - | - | - | - |
| 1/23/19 12:10 | - | - | - | - |
| 1/23/19 12:20 | - | - | - | - |
| 1/23/19 12:30 | - | - | - | - |
| 1/23/19 12:40 | - | - | - | - |
| 1/23/19 12:50 | - | - | - | - |
| 1/23/19 13:00 | - | - | - | - |
| 1/23/19 13:10 | - | - | - | - |
| 1/23/19 13:20 | - | - | - | - |
| 1/23/19 13:30 | - | - | - | - |
| 1/23/19 13:40 | - | - | - | - |
| 1/23/19 13:50 | - | - | - | - |
| 1/23/19 14:00 | - | - | - | - |
| 1/23/19 14:10 | - | - | - | - |
| 1/23/19 14:20 | - | - | - | - |
| 1/23/19 14:30 | - | - | - | - |
| 1/23/19 14:40 | - | - | - | - |
| 1/23/19 14:50 | - | - | - | - |
| 1/23/19 15:00 | - | - | - | - |
| 1/23/19 15:10 | - | - | - | - |
| 1/23/19 15:20 | - | - | - | - |
| 1/23/19 15:30 | - | - | - | - |
| 1/23/19 15:40 | - | - | - | - |
| 1/23/19 15:50 | - | - | - | - |
| 1/23/19 16:00 | - | - | - | - |
| 1/23/19 16:10 | - | - | - | - |
| 1/23/19 16:20 | - | - | - | - |
| 1/23/19 16:30 | - | - | - | - |
| 1/23/19 16:40 | - | - | - | - |
| 1/23/19 16:50 | - | - | - | - |
| 1/23/19 17:00 | - | - | - | - |
| 1/23/19 17:10 | - | - | - | - |
| 1/23/19 17:20 | - | - | - | - |
| 1/23/19 17:30 | - | - | - | - |
| 1/23/19 17:40 | - | - | - | - |
| 1/23/19 17:50 | - | - | - | - |
| 1/23/19 18:00 | - | - | - | - |
| 1/23/19 18:10 | - | - | - | - |
| 1/23/19 18:20 | - | - | - | - |
| 1/23/19 18:30 | - | - | - | - |
| 1/23/19 18:40 | - | - | - | - |
| 1/23/19 18:50 | - | - | - | - |
| 1/23/19 19:00 | - | - | - | - |
| 1/23/19 19:10 | - | - | - | - |
| 1/23/19 19:20 | - | - | - | - |

## South Monitoring Station

| Time Stamp | $H_2S$ (PPB) | Battery (Volts) | Temperature (°F) | Humidity (%) |
|---|---|---|---|---|
| 1/23/19 19:30 | - | - | - | - |
| 1/23/19 19:40 | - | - | - | - |
| 1/23/19 19:50 | - | - | - | - |
| 1/23/19 20:00 | - | - | - | - |
| 1/23/19 20:10 | - | - | - | - |
| 1/23/19 20:20 | - | - | - | - |
| 1/23/19 20:30 | - | - | - | - |
| 1/23/19 20:40 | - | - | - | - |
| 1/23/19 20:50 | - | - | - | - |
| 1/23/19 21:00 | - | - | - | - |
| 1/23/19 21:10 | - | - | - | - |
| 1/23/19 21:20 | - | - | - | - |
| 1/23/19 21:30 | - | - | - | - |
| 1/23/19 21:40 | - | - | - | - |
| 1/23/19 21:50 | - | - | - | - |
| 1/23/19 22:00 | - | - | - | - |
| 1/23/19 22:10 | - | - | - | - |
| 1/23/19 22:20 | - | - | - | - |
| 1/23/19 22:30 | - | - | - | - |
| 1/23/19 22:40 | - | - | - | - |
| 1/23/19 22:50 | - | - | - | - |
| 1/23/19 23:00 | - | - | - | - |
| 1/23/19 23:10 | - | - | - | - |
| 1/23/19 23:20 | - | - | - | - |
| 1/23/19 23:30 | - | - | - | - |
| 1/23/19 23:40 | - | - | - | - |
| 1/23/19 23:50 | - | - | - | - |
| 1/24/19 0:00 | - | - | - | - |
| 1/24/19 0:10 | - | - | - | - |
| 1/24/19 0:20 | - | - | - | - |
| 1/24/19 0:30 | - | - | - | - |
| 1/24/19 0:40 | - | - | - | - |
| 1/24/19 0:50 | - | - | - | - |
| 1/24/19 1:00 | - | - | - | - |
| 1/24/19 1:10 | - | - | - | - |
| 1/24/19 1:20 | - | - | - | - |
| 1/24/19 1:30 | - | - | - | - |
| 1/24/19 1:40 | - | - | - | - |
| 1/24/19 1:50 | - | - | - | - |
| 1/24/19 2:00 | - | - | - | - |
| 1/24/19 2:10 | - | - | - | - |
| 1/24/19 2:20 | - | - | - | - |
| 1/24/19 2:30 | - | - | - | - |
| 1/24/19 2:40 | - | - | - | - |
| 1/24/19 2:50 | - | - | - | - |
| 1/24/19 3:00 | - | - | - | - |
| 1/24/19 3:10 | - | - | - | - |
| 1/24/19 3:20 | - | - | - | - |
| 1/24/19 3:30 | - | - | - | - |
| 1/24/19 3:40 | - | - | - | - |
| 1/24/19 3:50 | - | - | - | - |
| 1/24/19 4:00 | - | - | - | - |
| 1/24/19 4:10 | - | - | - | - |
| 1/24/19 4:20 | - | - | - | - |
| 1/24/19 4:30 | - | - | - | - |
| 1/24/19 4:40 | - | - | - | - |
| 1/24/19 4:50 | - | - | - | - |
| 1/24/19 5:00 | - | - | - | - |
| 1/24/19 5:10 | - | - | - | - |

## South Monitoring Station

| Time Stamp | $H_2S$ (PPB) | Battery (Volts) | Temperature (°F) | Humidity (%) |
|---|---|---|---|---|
| 1/24/19 5:20 | - | - | - | - |
| 1/24/19 5:30 | - | - | - | - |
| 1/24/19 5:40 | - | - | - | - |
| 1/24/19 5:50 | - | - | - | - |
| 1/24/19 6:00 | - | - | - | - |
| 1/24/19 6:10 | - | - | - | - |
| 1/24/19 6:20 | - | - | - | - |
| 1/24/19 6:30 | - | - | - | - |
| 1/24/19 6:40 | - | - | - | - |
| 1/24/19 6:50 | - | - | - | - |
| 1/24/19 7:00 | - | - | - | - |
| 1/24/19 7:10 | - | - | - | - |
| 1/24/19 7:20 | - | - | - | - |
| 1/24/19 7:30 | - | - | - | - |
| 1/24/19 7:40 | - | - | - | - |
| 1/24/19 7:50 | - | - | - | - |
| 1/24/19 8:00 | - | - | - | - |
| 1/24/19 8:10 | - | - | - | - |
| 1/24/19 8:20 | - | - | - | - |
| 1/24/19 8:30 | - | - | - | - |
| 1/24/19 8:40 | - | - | - | - |
| 1/24/19 8:50 | - | - | - | - |
| 1/24/19 9:00 | - | - | - | - |
| 1/24/19 9:10 | - | - | - | - |
| 1/24/19 9:20 | - | - | - | - |
| 1/24/19 9:30 | - | - | - | - |
| 1/24/19 9:40 | - | - | - | - |
| 1/24/19 9:50 | - | - | - | - |
| 1/24/19 10:00 | - | - | - | - |
| 1/24/19 10:10 | - | - | - | - |
| 1/24/19 10:20 | - | - | - | - |
| 1/24/19 10:30 | - | - | - | - |
| 1/24/19 10:40 | - | - | - | - |
| 1/24/19 10:50 | - | - | - | - |
| 1/24/19 11:00 | - | - | - | - |
| 1/24/19 11:10 | - | - | - | - |
| 1/24/19 11:20 | - | - | - | - |
| 1/24/19 11:30 | - | - | - | - |
| 1/24/19 11:40 | - | - | - | - |
| 1/24/19 11:50 | - | - | - | - |
| 1/24/19 12:00 | - | - | - | - |
| 1/24/19 12:10 | - | - | - | - |
| 1/24/19 12:20 | - | - | - | - |
| 1/24/19 12:30 | - | - | - | - |
| 1/24/19 12:40 | - | - | - | - |
| 1/24/19 12:50 | - | - | - | - |
| 1/24/19 13:00 | - | - | - | - |
| 1/24/19 13:10 | - | - | - | - |
| 1/24/19 13:20 | - | - | - | - |
| 1/24/19 13:30 | - | - | - | - |
| 1/24/19 13:40 | - | - | - | - |
| 1/24/19 13:50 | - | - | - | - |
| 1/24/19 14:01 | 0 | 3.232 | 35.8 | 85.1 |
| 1/24/19 14:11 | 0 | 3.162 | 37.4 | 84.6 |
| 1/24/19 14:21 | 0 | 3.162 | 36.1 | 83.6 |
| 1/24/19 14:31 | 0 | 3.162 | 35.4 | 83.1 |
| 1/24/19 14:41 | 0 | 3.153 | 34.7 | 83.0 |
| 1/24/19 14:51 | 0 | 3.153 | 34.2 | 83.3 |
| 1/24/19 15:01 | 0 | 3.153 | 33.8 | 83.7 |

## South Monitoring Station

| Time Stamp | $H_2S$ (PPB) | Battery (Volts) | Temperature (°F) | Humidity (%) |
|---|---|---|---|---|
| 1/24/19 15:11 | 0 | 3.153 | 33.4 | 84.1 |
| 1/24/19 15:21 | 0 | 3.144 | 33.1 | 84.3 |
| 1/24/19 15:31 | 0 | 3.144 | 32.9 | 84.4 |
| 1/24/19 15:41 | 0 | 3.144 | 32.5 | 84.7 |
| 1/24/19 15:51 | 0 | 3.144 | 32.2 | 84.8 |
| 1/24/19 16:01 | 0 | 3.135 | 32.0 | 84.7 |
| 1/24/19 16:11 | 0 | 3.135 | 31.8 | 84.7 |
| 1/24/19 16:21 | 0 | 3.135 | 31.5 | 84.6 |
| 1/24/19 16:31 | 0 | 3.135 | 31.5 | 84.6 |
| 1/24/19 16:41 | 0 | 3.127 | 31.3 | 84.6 |
| 1/24/19 16:51 | 0 | 3.127 | 31.1 | 84.8 |
| 1/24/19 17:01 | 0 | 3.127 | 30.9 | 84.9 |
| 1/24/19 17:11 | 0 | 3.127 | 30.7 | 85.1 |
| 1/24/19 17:21 | 0 | 3.118 | 30.7 | 85.3 |
| 1/24/19 17:31 | 0 | 3.118 | 30.6 | 85.6 |
| 1/24/19 17:41 | 0 | 3.118 | 30.6 | 85.8 |
| 1/24/19 17:51 | 0 | 3.118 | 30.4 | 86.0 |
| 1/24/19 18:01 | 0 | 3.109 | 30.4 | 86.2 |
| 1/24/19 18:11 | 0 | 3.109 | 30.4 | 86.3 |
| 1/24/19 18:21 | 0 | 3.109 | 30.2 | 86.4 |
| 1/24/19 18:31 | 0 | 3.109 | 30.2 | 86.6 |
| 1/24/19 18:41 | 0 | 3.109 | 30.0 | 86.7 |
| 1/24/19 18:51 | 0 | 3.100 | 30.0 | 86.7 |
| 1/24/19 19:01 | 0 | 3.100 | 30.0 | 86.7 |
| 1/24/19 19:11 | 0 | 3.100 | 30.0 | 86.7 |
| 1/24/19 19:21 | 0 | 3.100 | 29.8 | 86.6 |
| 1/24/19 19:31 | 0 | 3.100 | 29.8 | 86.5 |
| 1/24/19 19:41 | 0 | 3.091 | 29.8 | 86.4 |
| 1/24/19 19:51 | 0 | 3.091 | 29.8 | 86.2 |
| 1/24/19 20:01 | 0 | 3.091 | 29.8 | 85.9 |
| 1/24/19 20:11 | 0 | 3.091 | 29.7 | 85.5 |
| 1/24/19 20:21 | 0 | 3.091 | 29.7 | 85.1 |
| 1/24/19 20:31 | 0 | 3.083 | 29.7 | 84.8 |
| 1/24/19 20:41 | 0 | 3.083 | 29.7 | 84.5 |
| 1/24/19 20:51 | 0 | 3.083 | 29.5 | 84.1 |
| 1/24/19 21:01 | 0 | 3.083 | 29.5 | 83.8 |
| 1/24/19 21:11 | 0 | 3.083 | 29.5 | 83.5 |
| 1/24/19 21:21 | 0 | 3.074 | 29.3 | 83.1 |
| 1/24/19 21:31 | 0 | 3.074 | 29.3 | 82.7 |
| 1/24/19 21:41 | 0 | 3.074 | 29.3 | 82.4 |
| 1/24/19 21:51 | 0 | 3.074 | 29.3 | 82.1 |
| 1/24/19 22:01 | 0 | 3.074 | 29.3 | 81.8 |
| 1/24/19 22:11 | 0 | 3.074 | 29.3 | 81.5 |
| 1/24/19 22:21 | 0 | 3.065 | 29.3 | 81.2 |
| 1/24/19 22:31 | 0 | 3.065 | 29.1 | 80.9 |
| 1/24/19 22:41 | 0 | 3.065 | 29.1 | 80.5 |
| 1/24/19 22:51 | 0 | 3.065 | 29.1 | 80.0 |
| 1/24/19 23:01 | 0 | 3.065 | 29.1 | 79.6 |
| 1/24/19 23:11 | 0 | 3.056 | 29.1 | 79.4 |
| 1/24/19 23:21 | 0 | 3.056 | 29.1 | 79.3 |
| 1/24/19 23:31 | 0 | 3.056 | 29.1 | 79.2 |
| 1/24/19 23:41 | 0 | 3.056 | 29.1 | 79.2 |
| 1/24/19 23:51 | 0 | 3.056 | 28.9 | 79.3 |
| 1/25/19 0:01 | 0 | 3.056 | 28.9 | 79.3 |
| 1/25/19 0:11 | 0 | 3.048 | 28.9 | 79.4 |
| 1/25/19 0:21 | 0 | 3.048 | 28.9 | 79.3 |
| 1/25/19 0:31 | 0 | 3.048 | 28.9 | 79.4 |
| 1/25/19 0:41 | 0 | 3.048 | 28.9 | 79.5 |
| 1/25/19 0:51 | 0 | 3.048 | 28.9 | 79.6 |

## South Monitoring Station

| Time Stamp | $H_2S$ (PPB) | Battery (Volts) | Temperature (°F) | Humidity (%) |
|---|---|---|---|---|
| 1/25/19 1:01 | 0 | 3.048 | 28.9 | 79.8 |
| 1/25/19 1:11 | 0 | 3.039 | 28.9 | 80.2 |
| 1/25/19 1:21 | 0 | 3.039 | 28.8 | 80.7 |
| 1/25/19 1:31 | 0 | 3.039 | 28.9 | 81.2 |
| 1/25/19 1:41 | 0 | 3.039 | 28.9 | 81.6 |
| 1/25/19 1:51 | 0 | 3.039 | 28.9 | 82.0 |
| 1/25/19 2:01 | 0 | 3.039 | 28.9 | 82.3 |
| 1/25/19 2:11 | 0 | 3.039 | 28.9 | 82.3 |
| 1/25/19 2:21 | 0 | 3.030 | 28.9 | 82.1 |
| 1/25/19 2:31 | 0 | 3.030 | 28.9 | 81.8 |
| 1/25/19 2:41 | 0 | 3.030 | 29.1 | 81.4 |
| 1/25/19 2:51 | 0 | 3.030 | 29.1 | 81.2 |
| 1/25/19 3:01 | 0 | 3.030 | 29.1 | 80.9 |
| 1/25/19 3:11 | 0 | 3.030 | 29.1 | 80.8 |
| 1/25/19 3:21 | 0 | 3.021 | 29.1 | 80.7 |
| 1/25/19 3:31 | 0 | 3.021 | 29.3 | 80.4 |
| 1/25/19 3:41 | 0 | 3.021 | 29.3 | 80.0 |
| 1/25/19 3:51 | 0 | 3.021 | 29.3 | 79.4 |
| 1/25/19 4:01 | 0 | 3.021 | 29.1 | 79.0 |
| 1/25/19 4:11 | 0 | 3.021 | 29.1 | 78.6 |
| 1/25/19 4:21 | 0 | 3.021 | 28.9 | 78.1 |
| 1/25/19 4:31 | 0 | 3.012 | 28.9 | 77.7 |
| 1/25/19 4:41 | 0 | 3.012 | 28.8 | 77.7 |
| 1/25/19 4:51 | 0 | 3.012 | 28.6 | 78.0 |
| 1/25/19 5:01 | 0 | 3.012 | 28.4 | 78.2 |
| 1/25/19 5:11 | 0 | 3.012 | 28.2 | 78.4 |
| 1/25/19 5:21 | 0 | 3.012 | 28.0 | 78.8 |
| 1/25/19 5:31 | 0 | 3.012 | 28.0 | 79.4 |
| 1/25/19 5:41 | 0 | 3.004 | 27.9 | 79.9 |
| 1/25/19 5:51 | 0 | 3.004 | 27.7 | 80.4 |
| 1/25/19 6:01 | 0 | 3.004 | 27.5 | 81.0 |
| 1/25/19 6:11 | 0 | 3.004 | 27.3 | 81.5 |
| 1/25/19 6:21 | 0 | 3.004 | 27.1 | 81.7 |
| 1/25/19 6:31 | 0 | 3.004 | 27.1 | 81.7 |
| 1/25/19 6:41 | 0 | 3.004 | 26.8 | 81.5 |
| 1/25/19 6:51 | 0 | 2.995 | 26.4 | 81.2 |
| 1/25/19 7:01 | 0 | 2.995 | 26.2 | 81.2 |
| 1/25/19 7:11 | 0 | 2.995 | 25.9 | 81.1 |
| 1/25/19 7:21 | 0 | 2.995 | 25.7 | 81.1 |
| 1/25/19 7:31 | 0 | 2.995 | 25.7 | 80.8 |
| 1/25/19 7:41 | 0 | 2.995 | 25.7 | 80.7 |
| 1/25/19 7:51 | 0 | 2.995 | 25.7 | 80.9 |
| 1/25/19 8:01 | 0 | 2.986 | 25.7 | 81.2 |
| 1/25/19 8:11 | 0 | 2.986 | 25.7 | 81.5 |
| 1/25/19 8:21 | 0 | 2.986 | 25.7 | 81.9 |
| 1/25/19 8:31 | 0 | 2.986 | 25.7 | 82.4 |
| 1/25/19 8:41 | 0 | 2.986 | 25.7 | 83.2 |
| 1/25/19 8:51 | 0 | 2.986 | 25.9 | 84.0 |
| 1/25/19 9:01 | 0 | 2.986 | 26.1 | 84.8 |
| 1/25/19 9:11 | 0 | 2.977 | 26.4 | 85.2 |
| 1/25/19 9:21 | 0 | 2.977 | 27.0 | 85.0 |
| 1/25/19 9:31 | 0 | 2.977 | 27.1 | 84.6 |
| 1/25/19 9:41 | 0 | 2.977 | 27.0 | 84.2 |
| 1/25/19 9:51 | 0 | 2.977 | 26.4 | 84.2 |
| 1/25/19 10:01 | 0 | 2.977 | 26.1 | 84.5 |
| 1/25/19 10:11 | 0 | 2.977 | 26.2 | 84.8 |
| 1/25/19 10:21 | 0 | 2.977 | 26.4 | 84.6 |
| 1/25/19 10:31 | 0 | 2.968 | 26.4 | 84.0 |
| 1/25/19 10:41 | 0 | 2.968 | 26.8 | 83.7 |

## South Monitoring Station

| Time Stamp | $H_2S$ (PPB) | Battery (Volts) | Temperature (°F) | Humidity (%) |
|---|---|---|---|---|
| 1/25/19 10:51 | 0 | 2.968 | 27.1 | 83.2 |
| 1/25/19 11:01 | 0 | 2.968 | 27.1 | 82.1 |
| 1/25/19 11:11 | 0 | 2.968 | 27.5 | 80.4 |
| 1/25/19 11:21 | 0 | 2.968 | 28.9 | 78.5 |
| 1/25/19 11:31 | 0 | 2.968 | 30.4 | 76.6 |
| 1/25/19 11:41 | 0 | 2.968 | 30.6 | 74.2 |
| 1/25/19 11:51 | 0 | 2.968 | 30.2 | 72.1 |
| 1/25/19 12:01 | 0 | 2.960 | 29.7 | 70.2 |
| 1/25/19 12:11 | 0 | 2.960 | 29.1 | 68.7 |
| 1/25/19 12:21 | 0 | 2.960 | 29.1 | 67.5 |
| 1/25/19 12:31 | 0 | 2.960 | 28.9 | 66.3 |
| 1/25/19 12:41 | 0 | 2.960 | 28.6 | 65.3 |
| 1/25/19 12:51 | 0 | 2.960 | 28.0 | 64.5 |
| 1/25/19 13:01 | 0 | 2.960 | 28.2 | 63.9 |
| 1/25/19 13:11 | 0 | 2.960 | 28.0 | 63.4 |
| 1/25/19 13:21 | 0 | 2.960 | 27.5 | 62.6 |
| 1/25/19 13:31 | 0 | 2.951 | 27.1 | 62.0 |
| 1/25/19 13:41 | 0 | 2.951 | 27.1 | 61.4 |
| 1/25/19 13:51 | 0 | 2.951 | 27.5 | 60.7 |
| 1/25/19 14:01 | 0 | 2.951 | 27.7 | 60.1 |
| 1/25/19 14:11 | 0 | 2.951 | 27.9 | 59.6 |
| 1/25/19 14:21 | 0 | 2.951 | 28.2 | 59.0 |
| 1/25/19 14:31 | 0 | 2.951 | 28.8 | 58.4 |
| 1/25/19 14:41 | 0 | 2.951 | 29.1 | 57.6 |
| 1/25/19 14:51 | 0 | 2.951 | 29.8 | 56.9 |
| 1/25/19 15:01 | 0 | 2.942 | 29.5 | 56.2 |
| 1/25/19 15:11 | 0 | 2.942 | 28.9 | 55.7 |
| 1/25/19 15:21 | 0 | 2.942 | 28.2 | 55.4 |
| 1/25/19 15:31 | 0 | 2.942 | 27.9 | 55.5 |
| 1/25/19 15:41 | 0 | 2.942 | 27.5 | 55.6 |
| 1/25/19 15:51 | 0 | 2.942 | 27.3 | 55.8 |
| 1/25/19 16:01 | 0 | 2.942 | 26.8 | 55.9 |
| 1/25/19 16:11 | 0 | 2.942 | 25.9 | 56.0 |
| 1/25/19 16:21 | 0 | 2.942 | 25.2 | 56.3 |
| 1/25/19 16:31 | 0 | 2.933 | 24.3 | 56.8 |
| 1/25/19 16:41 | 0 | 2.933 | 23.5 | 57.4 |
| 1/25/19 16:51 | 0 | 2.933 | 23.0 | 58.4 |
| 1/25/19 17:01 | 0 | 2.933 | 22.5 | 59.7 |
| 1/25/19 17:11 | 0 | 2.933 | 22.1 | 61.2 |
| 1/25/19 17:21 | 0 | 2.933 | 21.7 | 62.9 |
| 1/25/19 17:31 | 0 | 2.925 | 21.4 | 64.6 |
| 1/25/19 17:41 | 0 | 2.925 | 21.0 | 66.4 |
| 1/25/19 17:51 | 0 | 2.925 | 20.8 | 67.9 |
| 1/25/19 18:01 | 0 | 2.925 | 20.5 | 69.0 |
| 1/25/19 18:11 | 0 | 2.925 | 20.3 | 69.4 |
| 1/25/19 18:21 | 0 | 2.925 | 20.1 | 69.6 |
| 1/25/19 18:31 | 0 | 2.925 | 20.1 | 69.8 |
| 1/25/19 18:41 | 0 | 2.916 | 19.9 | 69.7 |
| 1/25/19 18:51 | 0 | 2.916 | 19.9 | 69.4 |
| 1/25/19 19:01 | 0 | 2.916 | 19.8 | 68.9 |
| 1/25/19 19:11 | 0 | 2.916 | 19.6 | 68.3 |
| 1/25/19 19:21 | 0 | 2.916 | 19.2 | 67.8 |
| 1/25/19 19:31 | 0 | 2.916 | 18.9 | 67.2 |
| 1/25/19 19:41 | 0 | 2.916 | 18.7 | 66.8 |
| 1/25/19 19:51 | 0 | 2.907 | 18.3 | 66.3 |
| 1/25/19 20:01 | 0 | 2.907 | 18.1 | 65.8 |
| 1/25/19 20:11 | 0 | 2.907 | 18.1 | 65.4 |
| 1/25/19 20:21 | 0 | 2.907 | 18.0 | 65.0 |
| 1/25/19 20:31 | 0 | 2.907 | 17.8 | 64.6 |

## South Monitoring Station

| Time Stamp | $H_2S$ (PPB) | Battery (Volts) | Temperature (°F) | Humidity (%) |
|---|---|---|---|---|
| 1/25/19 20:41 | 0 | 2.907 | 17.6 | 64.2 |
| 1/25/19 20:51 | 0 | 2.907 | 17.4 | 63.8 |
| 1/25/19 21:01 | 0 | 2.907 | 17.2 | 63.5 |
| 1/25/19 21:11 | 0 | 2.898 | 17.1 | 63.3 |
| 1/25/19 21:21 | 0 | 2.898 | 16.9 | 63.0 |
| 1/25/19 21:31 | 0 | 2.898 | 16.5 | 62.8 |
| 1/25/19 21:41 | 0 | 2.898 | 16.3 | 62.8 |
| 1/25/19 21:51 | 0 | 2.898 | 16.3 | 62.8 |
| 1/25/19 22:01 | 0 | 2.898 | 16.2 | 62.9 |
| 1/25/19 22:11 | 0 | 2.898 | 16.2 | 63.0 |
| 1/25/19 22:21 | 0 | 2.889 | 16.0 | 63.0 |
| 1/25/19 22:31 | 0 | 2.889 | 16.0 | 63.1 |
| 1/25/19 22:41 | 0 | 2.889 | 15.8 | 63.1 |
| 1/25/19 22:51 | 0 | 2.889 | 15.8 | 63.0 |
| 1/25/19 23:01 | 0 | 2.889 | 15.6 | 63.0 |
| 1/25/19 23:11 | 0 | 2.889 | 15.6 | 63.0 |
| 1/25/19 23:21 | 0 | 2.889 | 15.4 | 63.0 |
| 1/25/19 23:31 | 0 | 2.889 | 15.3 | 62.9 |
| 1/25/19 23:41 | 0 | 2.881 | 15.1 | 62.9 |
| 1/25/19 23:51 | 0 | 2.881 | 14.9 | 62.9 |
| 1/26/19 0:01 | 0 | 2.881 | 14.7 | 62.8 |
| 1/26/19 0:11 | 0 | 2.881 | 14.5 | 62.9 |
| 1/26/19 0:21 | 0 | 2.881 | 14.0 | 62.9 |
| 1/26/19 0:31 | 0 | 2.881 | 13.6 | 63.0 |
| 1/26/19 0:41 | 0 | 2.872 | 12.7 | 63.0 |
| 1/26/19 0:51 | 0 | 2.872 | 11.8 | 63.1 |
| 1/26/19 1:01 | 0 | 2.872 | 10.9 | 63.3 |
| 1/26/19 1:11 | 0 | 2.872 | 10.2 | 63.6 |
| 1/26/19 1:21 | 0 | 2.872 | 9.5 | 64.0 |
| 1/26/19 1:31 | 0 | 2.863 | 9.0 | 64.5 |
| 1/26/19 1:41 | 0 | 2.863 | 8.8 | 65.1 |
| 1/26/19 1:51 | 0 | 2.863 | 8.4 | 65.8 |
| 1/26/19 2:01 | 0 | 2.863 | 8.2 | 66.4 |
| 1/26/19 2:11 | 0 | 2.863 | 7.9 | 67.0 |
| 1/26/19 2:21 | 0 | 2.854 | 7.5 | 67.5 |
| 1/26/19 2:31 | 0 | 2.854 | 7.0 | 67.9 |
| 1/26/19 2:41 | 0 | 2.854 | 6.4 | 68.3 |
| 1/26/19 2:51 | 0 | 2.854 | 6.3 | 68.8 |
| 1/26/19 3:01 | 0 | 2.846 | 5.9 | 69.3 |
| 1/26/19 3:11 | 0 | 2.846 | 5.5 | 69.8 |
| 1/26/19 3:21 | 0 | 2.846 | 5.2 | 70.2 |
| 1/26/19 3:31 | 0 | 2.846 | 5.0 | 70.7 |
| 1/26/19 3:41 | 0 | 2.837 | 4.8 | 71.1 |
| 1/26/19 3:51 | 0 | 2.837 | 4.6 | 71.6 |
| 1/26/19 4:01 | 0 | 2.837 | 4.5 | 72.1 |
| 1/26/19 4:11 | 0 | 2.837 | 4.5 | 72.6 |
| 1/26/19 4:21 | 0 | 2.837 | 4.5 | 73.3 |
| 1/26/19 4:31 | 0 | 2.837 | 4.6 | 73.8 |
| 1/26/19 4:41 | 0 | 2.828 | 5.0 | 74.5 |
| 1/26/19 4:51 | 0 | 2.828 | 5.4 | 75.0 |
| 1/26/19 5:01 | 0 | 2.828 | 5.7 | 75.6 |
| 1/26/19 5:11 | 0 | 2.828 | 6.3 | 76.2 |
| 1/26/19 5:21 | 0 | 2.828 | 6.8 | 76.7 |
| 1/26/19 5:31 | 0 | 2.828 | 7.5 | 77.2 |
| 1/26/19 5:41 | 0 | 2.828 | 8.6 | 77.7 |
| 1/26/19 5:51 | 0 | 2.828 | 9.3 | 78.0 |
| 1/26/19 6:01 | 0 | 2.828 | 10.0 | 78.1 |
| 1/26/19 6:11 | 0 | 2.828 | 10.6 | 78.2 |
| 1/26/19 6:21 | 0 | 2.837 | 11.1 | 78.1 |

## South Monitoring Station

| Time Stamp | $H_2S$ (PPB) | Battery (Volts) | Temperature (°F) | Humidity (%) |
|---|---|---|---|---|
| 1/26/19 6:31 | 0 | 2.837 | 11.5 | 77.9 |
| 1/26/19 6:41 | 0 | 2.837 | 11.7 | 77.8 |
| 1/26/19 6:51 | 0 | 2.837 | 12.0 | 77.7 |
| 1/26/19 7:01 | 0 | 2.837 | 12.0 | 77.7 |
| 1/26/19 7:11 | 0 | 2.837 | 12.2 | 77.6 |
| 1/26/19 7:21 | 0 | 2.837 | 12.2 | 77.6 |
| 1/26/19 7:31 | 0 | 2.828 | 12.4 | 77.6 |
| 1/26/19 7:41 | 0 | 2.837 | 12.4 | 77.5 |
| 1/26/19 7:51 | 0 | 2.828 | 12.4 | 77.4 |
| 1/26/19 8:01 | 0 | 2.828 | 12.4 | 77.3 |
| 1/26/19 8:11 | 0 | 2.828 | 12.2 | 77.1 |
| 1/26/19 8:21 | 0 | 2.828 | 11.8 | 76.9 |
| 1/26/19 8:31 | 0 | 2.828 | 12.0 | 76.8 |
| 1/26/19 8:41 | 0 | 2.828 | 12.6 | 76.8 |
| 1/26/19 8:51 | 0 | 2.828 | 13.3 | 76.7 |
| 1/26/19 9:01 | 0 | 2.828 | 13.8 | 76.4 |
| 1/26/19 9:11 | 0 | 2.828 | 14.5 | 76.0 |
| 1/26/19 9:21 | 0 | 2.828 | 15.1 | 75.5 |
| 1/26/19 9:31 | 0 | 2.828 | 15.6 | 74.9 |
| 1/26/19 9:41 | 0 | 2.828 | 16.0 | 74.4 |
| 1/26/19 9:51 | 0 | 2.828 | 16.5 | 74.0 |
| 1/26/19 10:01 | 0 | 2.828 | 17.2 | 73.5 |
| 1/26/19 10:11 | 0 | 2.828 | 18.3 | 73.1 |
| 1/26/19 10:21 | 0 | 2.828 | 19.4 | 72.4 |
| 1/26/19 10:31 | 0 | 2.828 | 19.8 | 71.6 |
| 1/26/19 10:41 | 0 | 2.828 | 20.5 | 70.8 |
| 1/26/19 10:51 | 0 | 2.828 | 21.0 | 70.0 |
| 1/26/19 11:01 | 0 | 2.828 | 21.0 | 69.1 |
| 1/26/19 11:11 | 0 | 2.828 | 21.0 | 68.4 |
| 1/26/19 11:21 | 0 | 2.828 | 21.4 | 67.8 |
| 1/26/19 11:31 | 0 | 2.828 | 21.9 | 67.3 |
| 1/26/19 11:41 | 0 | 2.828 | 21.9 | 66.7 |
| 1/26/19 11:51 | 0 | 2.828 | 22.6 | 66.1 |
| 1/26/19 12:01 | 0 | 2.828 | 24.1 | 65.6 |
| 1/26/19 12:11 | 0 | 2.828 | 25.9 | 64.9 |
| 1/26/19 12:21 | 0 | 2.828 | 27.1 | 63.8 |
| 1/26/19 12:31 | 0 | 2.828 | 27.5 | 62.6 |
| 1/26/19 12:41 | 0 | 2.828 | 27.0 | 61.3 |
| 1/26/19 12:51 | 0 | 2.828 | 26.6 | 60.2 |
| 1/26/19 13:01 | 0 | 2.828 | 26.6 | 59.5 |
| 1/26/19 13:11 | 0 | 2.828 | 27.3 | 58.8 |
| 1/26/19 13:21 | 0 | 2.828 | 27.9 | 58.1 |
| 1/26/19 13:31 | 0 | 2.828 | 28.2 | 57.4 |
| 1/26/19 13:41 | 0 | 2.828 | 28.9 | 56.7 |
| 1/26/19 13:51 | 0 | 2.828 | 29.1 | 56.0 |
| 1/26/19 14:01 | 0 | 2.828 | 29.1 | 55.2 |
| 1/26/19 14:11 | 0 | 2.828 | 28.9 | 54.5 |
| 1/26/19 14:21 | 0 | 2.828 | 29.1 | 54.0 |
| 1/26/19 14:31 | 0 | 2.828 | 29.3 | 53.6 |
| 1/26/19 14:41 | 0 | 2.828 | 29.8 | 53.2 |
| 1/26/19 14:51 | 0 | 2.828 | 30.6 | 52.7 |
| 1/26/19 15:01 | 0 | 2.828 | 30.4 | 52.1 |
| 1/26/19 15:11 | 0 | 2.828 | 29.8 | 51.6 |
| 1/26/19 15:21 | 0 | 2.828 | 29.7 | 51.2 |
| 1/26/19 15:31 | 0 | 2.828 | 29.7 | 50.9 |
| 1/26/19 15:41 | 0 | 2.828 | 29.3 | 50.6 |
| 1/26/19 15:51 | 0 | 2.828 | 28.2 | 50.3 |
| 1/26/19 16:01 | 0 | 2.828 | 27.1 | 50.3 |
| 1/26/19 16:11 | 0 | 2.828 | 26.4 | 50.3 |

## South Monitoring Station

| Time Stamp | $H_2S$ (PPB) | Battery (Volts) | Temperature (°F) | Humidity (%) |
|---|---|---|---|---|
| 1/26/19 16:21 | 0 | 2.828 | 25.9 | 50.6 |
| 1/26/19 16:31 | 0 | 2.828 | 25.3 | 50.9 |
| 1/26/19 16:41 | 0 | 2.828 | 24.8 | 51.3 |
| 1/26/19 16:51 | 0 | 2.819 | 24.4 | 51.8 |
| 1/26/19 17:01 | 0 | 2.819 | 23.9 | 52.3 |
| 1/26/19 17:11 | 0 | 2.819 | 23.5 | 53.0 |
| 1/26/19 17:21 | 0 | 2.819 | 23.0 | 53.7 |
| 1/26/19 17:31 | 0 | 2.819 | 22.3 | 54.6 |
| 1/26/19 17:41 | 0 | 2.819 | 21.9 | 55.6 |
| 1/26/19 17:51 | 0 | 2.810 | 21.4 | 56.6 |
| 1/26/19 18:01 | 0 | 2.810 | 20.8 | 57.6 |
| 1/26/19 18:11 | 0 | 2.810 | 20.3 | 58.6 |
| 1/26/19 18:21 | 0 | 2.810 | 19.9 | 59.6 |
| 1/26/19 18:31 | 0 | 2.810 | 19.6 | 60.4 |
| 1/26/19 18:41 | 0 | 2.810 | 19.4 | 61.4 |
| 1/26/19 18:51 | 0 | 2.810 | 18.9 | 62.3 |
| 1/26/19 19:01 | 0 | 2.802 | 18.7 | 63.0 |
| 1/26/19 19:11 | 0 | 2.802 | 18.1 | 63.6 |
| 1/26/19 19:21 | 0 | 2.802 | 17.6 | 64.1 |
| 1/26/19 19:31 | 0 | 2.802 | 17.1 | 64.7 |
| 1/26/19 19:41 | 0 | 2.802 | 16.5 | 65.2 |
| 1/26/19 19:51 | 0 | 2.793 | 16.2 | 65.8 |
| 1/26/19 20:01 | 0 | 2.793 | 15.6 | 66.2 |
| 1/26/19 20:11 | 0 | 2.793 | 15.3 | 66.8 |
| 1/26/19 20:21 | 0 | 2.793 | 14.9 | 67.3 |
| 1/26/19 20:31 | 0 | 2.784 | 14.7 | 68.0 |
| 1/26/19 20:41 | 0 | 2.784 | 14.5 | 68.7 |
| 1/26/19 20:51 | 0 | 2.784 | 14.4 | 69.4 |
| 1/26/19 21:01 | 0 | 2.784 | 14.2 | 70.2 |
| 1/26/19 21:11 | 0 | 2.784 | 14.2 | 71.0 |
| 1/26/19 21:21 | 0 | 2.775 | 13.8 | 71.6 |
| 1/26/19 21:31 | 0 | 2.775 | 13.5 | 72.0 |
| 1/26/19 21:41 | 0 | 2.775 | 12.9 | 72.3 |
| 1/26/19 21:51 | 0 | 2.775 | 12.4 | 72.4 |
| 1/26/19 22:01 | 0 | 2.775 | 11.8 | 72.7 |
| 1/26/19 22:11 | 0 | 2.766 | 11.5 | 73.0 |
| 1/26/19 22:21 | 0 | 2.766 | 11.1 | 73.4 |
| 1/26/19 22:31 | 0 | 2.766 | 10.9 | 73.9 |
| 1/26/19 22:41 | 0 | 2.766 | 10.9 | 74.5 |
| 1/26/19 22:51 | 0 | 2.758 | 10.9 | 75.2 |
| 1/26/19 23:01 | 0 | 2.758 | 11.1 | 75.8 |
| 1/26/19 23:11 | 0 | 2.758 | 10.9 | 76.4 |
| 1/26/19 23:21 | 0 | 2.758 | 10.9 | 77.0 |
| 1/26/19 23:31 | 0 | 2.758 | 10.8 | 77.4 |
| 1/26/19 23:41 | 0 | 2.758 | 10.4 | 77.7 |
| 1/26/19 23:51 | 0 | 2.749 | 10.0 | 77.9 |
| 1/27/19 0:01 | 0 | 2.749 | 9.9 | 78.2 |
| 1/27/19 0:11 | 0 | 2.749 | 9.9 | 78.6 |
| 1/27/19 0:21 | 0 | 2.749 | 10.2 | 79.2 |
| 1/27/19 0:31 | 0 | 2.749 | 10.6 | 80.0 |
| 1/27/19 0:41 | 0 | 2.749 | 10.9 | 80.9 |
| 1/27/19 0:51 | 0 | 2.749 | 11.5 | 81.8 |
| 1/27/19 1:01 | 0 | 2.749 | 12.2 | 82.7 |
| 1/27/19 1:11 | 0 | 2.749 | 12.9 | 83.7 |
| 1/27/19 1:21 | 0 | 2.749 | 13.6 | 84.6 |
| 1/27/19 1:31 | 0 | 2.749 | 14.2 | 85.3 |
| 1/27/19 1:41 | 0 | 2.749 | 14.9 | 86.0 |
| 1/27/19 1:51 | 0 | 2.749 | 15.6 | 86.5 |
| 1/27/19 2:01 | 0 | 2.749 | 16.2 | 86.7 |

## South Monitoring Station

| Time Stamp | $H_2S$ (PPB) | Battery (Volts) | Temperature (°F) | Humidity (%) |
|---|---|---|---|---|
| 1/27/19 2:11 | 0 | 2.758 | 17.1 | 87.0 |
| 1/27/19 2:21 | 0 | 2.758 | 17.8 | 87.0 |
| 1/27/19 2:31 | 0 | 2.758 | 18.5 | 86.8 |
| 1/27/19 2:41 | 0 | 2.758 | 18.9 | 86.6 |
| 1/27/19 2:51 | 0 | 2.758 | 19.4 | 86.3 |
| 1/27/19 3:01 | 0 | 2.758 | 19.8 | 86.0 |
| 1/27/19 3:11 | 0 | 2.758 | 20.1 | 85.7 |
| 1/27/19 3:21 | 0 | 2.758 | 20.5 | 85.4 |
| 1/27/19 3:31 | 0 | 2.758 | 21.0 | 85.1 |
| 1/27/19 3:41 | 0 | 2.758 | 21.4 | 84.7 |
| 1/27/19 3:51 | 0 | 2.758 | 21.7 | 84.2 |
| 1/27/19 4:01 | 0 | 2.758 | 22.1 | 83.8 |
| 1/27/19 4:11 | 0 | 2.766 | 22.3 | 83.3 |
| 1/27/19 4:21 | 0 | 2.766 | 22.5 | 82.8 |
| 1/27/19 4:31 | 0 | 2.766 | 22.8 | 82.4 |
| 1/27/19 4:41 | 0 | 2.766 | 23.2 | 82.0 |
| 1/27/19 4:51 | 0 | 2.766 | 23.5 | 81.7 |
| 1/27/19 5:01 | 0 | 2.766 | 23.9 | 81.4 |
| 1/27/19 5:11 | 0 | 2.766 | 24.3 | 81.4 |
| 1/27/19 5:21 | 0 | 2.766 | 24.8 | 81.6 |
| 1/27/19 5:31 | 0 | 2.766 | 25.3 | 81.9 |
| 1/27/19 5:41 | 0 | 2.766 | 26.2 | 82.2 |
| 1/27/19 5:51 | 0 | 2.766 | 26.8 | 82.2 |
| 1/27/19 6:01 | 0 | 2.766 | 27.3 | 82.2 |
| 1/27/19 6:11 | 0 | 2.766 | 27.9 | 82.2 |
| 1/27/19 6:21 | 0 | 2.766 | 28.0 | 82.2 |
| 1/27/19 6:31 | 0 | 2.766 | 28.4 | 82.3 |
| 1/27/19 6:41 | 0 | 2.766 | 28.9 | 82.5 |
| 1/27/19 6:51 | 0 | 2.766 | 28.9 | 82.4 |
| 1/27/19 7:01 | 0 | 2.766 | 29.3 | 82.4 |
| 1/27/19 7:11 | 0 | 2.766 | 29.5 | 82.3 |
| 1/27/19 7:21 | 0 | 2.766 | 29.7 | 82.1 |
| 1/27/19 7:31 | 0 | 2.766 | 29.8 | 82.3 |
| 1/27/19 7:41 | 0 | 2.775 | 30.0 | 82.1 |
| 1/27/19 7:51 | 0 | 2.775 | 30.2 | 82.1 |
| 1/27/19 8:01 | 0 | 2.775 | 30.4 | 82.3 |
| 1/27/19 8:11 | 0 | 2.775 | 30.4 | 83.0 |
| 1/27/19 8:21 | 0 | 2.775 | 30.2 | 83.9 |
| 1/27/19 8:31 | 0 | 2.766 | 30.4 | 84.2 |
| 1/27/19 8:41 | 0 | 2.775 | 30.4 | 83.8 |
| 1/27/19 8:51 | 0 | 2.766 | 30.4 | 82.0 |
| 1/27/19 9:01 | 0 | 2.766 | 30.2 | 80.2 |
| 1/27/19 9:11 | 0 | 2.766 | 30.0 | 78.9 |
| 1/27/19 9:21 | 0 | 2.766 | 30.4 | 77.9 |
| 1/27/19 9:31 | 0 | 2.766 | 30.6 | 77.3 |
| 1/27/19 9:41 | 0 | 2.766 | 30.6 | 76.9 |
| 1/27/19 9:51 | 0 | 2.766 | 30.6 | 76.4 |
| 1/27/19 10:01 | 0 | 2.766 | 30.6 | 76.0 |
| 1/27/19 10:11 | 0 | 2.766 | 31.3 | 75.4 |
| 1/27/19 10:21 | 0 | 2.766 | 31.5 | 74.9 |
| 1/27/19 10:31 | 0 | 2.766 | 30.7 | 73.9 |
| 1/27/19 10:41 | 0 | 2.766 | 30.2 | 73.0 |
| 1/27/19 10:51 | 0 | 2.766 | 31.1 | 72.4 |
| 1/27/19 11:01 | 0 | 2.766 | 32.7 | 72.0 |
| 1/27/19 11:11 | 0 | 2.766 | 34.3 | 70.9 |
| 1/27/19 11:21 | 0 | 2.766 | 35.2 | 69.1 |
| 1/27/19 11:31 | 0 | 2.766 | 35.6 | 67.2 |
| 1/27/19 11:41 | 0 | 2.766 | 35.2 | 65.6 |
| 1/27/19 11:51 | 0 | 2.766 | 34.7 | 64.3 |

## South Monitoring Station

| Time Stamp | $H_2S$ (PPB) | Battery (Volts) | Temperature (°F) | Humidity (%) |
|---|---|---|---|---|
| 1/27/19 12:01 | 0 | 2.766 | 33.6 | 63.4 |
| 1/27/19 12:11 | 0 | 2.766 | 32.4 | 63.0 |
| 1/27/19 12:21 | 0 | 2.758 | 31.5 | 63.4 |
| 1/27/19 12:31 | 0 | 2.758 | 30.6 | 64.1 |
| 1/27/19 12:41 | 0 | 2.758 | 29.8 | 64.6 |
| 1/27/19 12:51 | 0 | 2.758 | 29.1 | 64.8 |
| 1/27/19 13:01 | 0 | 2.758 | 29.1 | 64.7 |
| 1/27/19 13:11 | 0 | 2.758 | 29.3 | 64.2 |
| 1/27/19 13:21 | 0 | 2.749 | 29.1 | 63.4 |
| 1/27/19 13:31 | 0 | 2.749 | 28.9 | 62.7 |
| 1/27/19 13:41 | 0 | 2.749 | 28.9 | 62.1 |
| 1/27/19 13:51 | 0 | 2.749 | 28.4 | 61.6 |
| 1/27/19 14:01 | 0 | 2.749 | 27.9 | 61.0 |
| 1/27/19 14:11 | 0 | 2.749 | 27.5 | 60.5 |
| 1/27/19 14:21 | 0 | 2.749 | 27.5 | 60.0 |
| 1/27/19 14:31 | 0 | 2.740 | 28.0 | 59.6 |
| 1/27/19 14:41 | 0 | 2.740 | 28.4 | 59.1 |
| 1/27/19 14:51 | 0 | 2.740 | 28.9 | 58.5 |
| 1/27/19 15:01 | 0 | 2.740 | 28.9 | 57.9 |
| 1/27/19 15:11 | 0 | 2.740 | 28.9 | 57.2 |
| 1/27/19 15:21 | 0 | 2.740 | 28.9 | 56.6 |
| 1/27/19 15:31 | 0 | 2.740 | 28.2 | 56.0 |
| 1/27/19 15:41 | 0 | 2.740 | 27.3 | 55.4 |
| 1/27/19 15:51 | 0 | 2.731 | 26.6 | 55.0 |
| 1/27/19 16:01 | 0 | 2.731 | 26.1 | 54.9 |
| 1/27/19 16:11 | 0 | 2.731 | 25.5 | 55.0 |
| 1/27/19 16:21 | 0 | 2.731 | 25.2 | 55.2 |
| 1/27/19 16:31 | 0 | 2.731 | 24.6 | 55.5 |
| 1/27/19 16:41 | 0 | 2.731 | 24.1 | 55.5 |
| 1/27/19 16:51 | 0 | 2.723 | 23.4 | 55.7 |
| 1/27/19 17:01 | 0 | 2.723 | 22.6 | 55.8 |
| 1/27/19 17:11 | 0 | 2.723 | 22.3 | 56.2 |
| 1/27/19 17:21 | 0 | 2.723 | 21.7 | 56.5 |
| 1/27/19 17:31 | 0 | 2.714 | 21.2 | 56.8 |
| 1/27/19 17:41 | 0 | 2.714 | 20.8 | 57.3 |
| 1/27/19 17:51 | 0 | 2.714 | 20.5 | 57.9 |
| 1/27/19 18:01 | 0 | 2.714 | 20.1 | 58.5 |
| 1/27/19 18:11 | 0 | 2.705 | 19.8 | 59.1 |
| 1/27/19 18:21 | 0 | 2.705 | 19.4 | 59.8 |
| 1/27/19 18:31 | 0 | 2.705 | 19.2 | 60.6 |
| 1/27/19 18:41 | 0 | 2.705 | 18.9 | 61.3 |
| 1/27/19 18:51 | 0 | 2.705 | 18.3 | 61.9 |
| 1/27/19 19:01 | 0 | 2.696 | 18.0 | 62.5 |
| 1/27/19 19:11 | 0 | 2.696 | 17.2 | 63.1 |
| 1/27/19 19:21 | 0 | 2.687 | 16.3 | 63.4 |
| 1/27/19 19:31 | 0 | 2.687 | 15.6 | 63.7 |
| 1/27/19 19:41 | 0 | 2.687 | 14.7 | 64.1 |
| 1/27/19 19:51 | 0 | 2.679 | 14.2 | 64.6 |
| 1/27/19 20:01 | 0 | 2.679 | 13.6 | 65.2 |
| 1/27/19 20:11 | 0 | 2.679 | 13.1 | 65.7 |
| 1/27/19 20:21 | 0 | 2.670 | 12.4 | 66.3 |
| 1/27/19 20:31 | 0 | 2.670 | 11.8 | 66.8 |
| 1/27/19 20:41 | 0 | 2.670 | 11.5 | 67.3 |
| 1/27/19 20:51 | 0 | 2.661 | 11.5 | 68.1 |
| 1/27/19 21:01 | 0 | 2.661 | 11.5 | 68.9 |
| 1/27/19 21:11 | 0 | 2.661 | 11.8 | 69.9 |
| 1/27/19 21:21 | 0 | 2.661 | 12.2 | 70.9 |
| 1/27/19 21:31 | 0 | 2.661 | 12.6 | 71.7 |
| 1/27/19 21:41 | 0 | 2.661 | 13.1 | 72.0 |

## South Monitoring Station

| Time Stamp | $H_2S$ (PPB) | Battery (Volts) | Temperature (°F) | Humidity (%) |
|---|---|---|---|---|
| 1/27/19 21:51 | 0 | 2.652 | 13.5 | 72.0 |
| 1/27/19 22:01 | 0 | 2.652 | 13.8 | 71.8 |
| 1/27/19 22:11 | 0 | 2.652 | 13.8 | 71.4 |
| 1/27/19 22:21 | 0 | 2.652 | 14.0 | 70.9 |
| 1/27/19 22:31 | 0 | 2.652 | 14.2 | 70.4 |
| 1/27/19 22:41 | 0 | 2.652 | 14.4 | 69.8 |
| 1/27/19 22:51 | 0 | 2.652 | 14.4 | 69.2 |
| 1/27/19 23:01 | 0 | 2.652 | 14.4 | 68.7 |
| 1/27/19 23:11 | 0 | 2.652 | 14.5 | 68.3 |
| 1/27/19 23:21 | 0 | 2.652 | 14.5 | 68.0 |
| 1/27/19 23:31 | 0 | 2.652 | 14.5 | 67.8 |
| 1/27/19 23:41 | 0 | 2.652 | 14.5 | 67.5 |
| 1/27/19 23:51 | 0 | 2.652 | 14.5 | 67.3 |
| 1/28/19 0:01 | 0 | 2.652 | 14.7 | 67.2 |
| 1/28/19 0:11 | 0 | 2.652 | 14.7 | 67.1 |
| 1/28/19 0:21 | 0 | 2.643 | 14.7 | 67.0 |
| 1/28/19 0:31 | 0 | 2.643 | 14.7 | 66.8 |
| 1/28/19 0:41 | 0 | 2.643 | 14.7 | 66.7 |
| 1/28/19 0:51 | 0 | 2.643 | 14.5 | 66.6 |
| 1/28/19 1:01 | 0 | 2.643 | 14.5 | 66.5 |
| 1/28/19 1:11 | 0 | 2.643 | 14.4 | 66.5 |
| 1/28/19 1:21 | 0 | 2.643 | 14.4 | 66.6 |
| 1/28/19 1:31 | 0 | 2.643 | 14.2 | 66.9 |
| 1/28/19 1:41 | 0 | 2.635 | 14.2 | 67.1 |
| 1/28/19 1:51 | 0 | 2.635 | 13.8 | 67.4 |
| 1/28/19 2:01 | 0 | 2.635 | 13.8 | 67.6 |
| 1/28/19 2:11 | 0 | 2.635 | 13.6 | 67.9 |
| 1/28/19 2:21 | 0 | 2.635 | 13.5 | 68.2 |
| 1/28/19 2:31 | 0 | 2.635 | 13.3 | 68.4 |
| 1/28/19 2:41 | 0 | 2.626 | 13.1 | 68.6 |
| 1/28/19 2:51 | 0 | 2.626 | 12.7 | 68.8 |
| 1/28/19 3:01 | 0 | 2.626 | 12.6 | 69.0 |
| 1/28/19 3:11 | 0 | 2.626 | 12.2 | 69.1 |
| 1/28/19 3:21 | 0 | 2.626 | 12.0 | 69.3 |
| 1/28/19 3:31 | 0 | 2.617 | 12.0 | 69.5 |
| 1/28/19 3:41 | 0 | 2.617 | 11.8 | 69.8 |
| 1/28/19 3:51 | 0 | 2.617 | 12.0 | 70.0 |
| 1/28/19 4:01 | 0 | 2.617 | 12.0 | 70.2 |
| 1/28/19 4:11 | 0 | 2.617 | 12.2 | 70.3 |
| 1/28/19 4:21 | 0 | 2.617 | 12.4 | 70.3 |
| 1/28/19 4:31 | 0 | 2.608 | 12.6 | 70.3 |
| 1/28/19 4:41 | 0 | 2.608 | 12.6 | 70.4 |
| 1/28/19 4:51 | 0 | 2.608 | 12.6 | 70.4 |
| 1/28/19 5:01 | 0 | 2.608 | 12.4 | 70.4 |
| 1/28/19 5:11 | 0 | 2.608 | 12.2 | 70.4 |
| 1/28/19 5:21 | 0 | 2.608 | 12.0 | 70.6 |
| 1/28/19 5:31 | 0 | 2.600 | 11.8 | 70.7 |
| 1/28/19 5:41 | 0 | 2.600 | 11.8 | 70.9 |
| 1/28/19 5:51 | 0 | 2.600 | 11.7 | 71.1 |
| 1/28/19 6:01 | 0 | 2.600 | 11.7 | 71.3 |
| 1/28/19 6:11 | 0 | 2.600 | 11.7 | 71.5 |
| 1/28/19 6:21 | 0 | 2.591 | 11.7 | 71.8 |
| 1/28/19 6:31 | 0 | 2.591 | 11.8 | 72.0 |
| 1/28/19 6:41 | 0 | 2.591 | 11.8 | 72.2 |
| 1/28/19 6:51 | 0 | 2.591 | 12.0 | 72.6 |
| 1/28/19 7:01 | 0 | 2.591 | 12.0 | 73.2 |
| 1/28/19 7:11 | 0 | 2.591 | 12.0 | 73.9 |
| 1/28/19 7:21 | 0 | 2.591 | 12.2 | 74.6 |
| 1/28/19 7:31 | 0 | 2.582 | 12.0 | 75.3 |

## South Monitoring Station

| Time Stamp | $H_2S$ (PPB) | Battery (Volts) | Temperature (°F) | Humidity (%) |
|---|---|---|---|---|
| 1/28/19 7:41 | 0 | 2.582 | 12.0 | 75.9 |
| 1/28/19 7:51 | 0 | 2.582 | 12.0 | 76.5 |
| 1/28/19 8:01 | 0 | 2.582 | 12.0 | 76.9 |
| 1/28/19 8:11 | 0 | 2.582 | 12.0 | 77.3 |
| 1/28/19 8:21 | 0 | 2.582 | 12.0 | 77.6 |
| 1/28/19 8:31 | 0 | 2.582 | 12.4 | 77.8 |
| 1/28/19 8:41 | 0 | 2.582 | 12.6 | 78.0 |
| 1/28/19 8:51 | 0 | 2.573 | 12.6 | 78.0 |
| 1/28/19 9:01 | 0 | 2.573 | 12.9 | 78.0 |
| 1/28/19 9:11 | 0 | 2.573 | 13.3 | 78.0 |
| 1/28/19 9:21 | 0 | 2.573 | 13.6 | 78.0 |
| 1/28/19 9:31 | 0 | 2.573 | 14.0 | 77.9 |
| 1/28/19 9:41 | 0 | 2.573 | 14.5 | 77.9 |
| 1/28/19 9:51 | 0 | 2.573 | 14.9 | 77.7 |
| 1/28/19 10:01 | 0 | 2.573 | 15.3 | 77.6 |
| 1/28/19 10:11 | 0 | 2.573 | 15.4 | 77.3 |
| 1/28/19 10:21 | 0 | 2.573 | 15.6 | 77.0 |
| 1/28/19 10:31 | 0 | 2.573 | 16.0 | 76.8 |
| 1/28/19 10:41 | 0 | 2.582 | 16.3 | 76.4 |
| 1/28/19 10:51 | 0 | 2.573 | 16.7 | 76.0 |
| 1/28/19 11:01 | 0 | 2.573 | 17.6 | 75.3 |
| 1/28/19 11:11 | 0 | 2.573 | 18.7 | 74.6 |
| 1/28/19 11:21 | 0 | 2.582 | 19.6 | 73.6 |
| 1/28/19 11:31 | 0 | 2.582 | 20.1 | 72.4 |
| 1/28/19 11:41 | 0 | 2.582 | 21.0 | 71.2 |
| 1/28/19 11:51 | 0 | 2.582 | 21.6 | 69.9 |
| 1/28/19 12:01 | 0 | 2.591 | 22.3 | 68.8 |
| 1/28/19 12:11 | 0 | 2.591 | 22.3 | 67.6 |
| 1/28/19 12:21 | 0 | 2.591 | 22.5 | 66.4 |
| 1/28/19 12:31 | 0 | 2.600 | 22.3 | 65.5 |
| 1/28/19 12:41 | 0 | 2.600 | 22.1 | 64.5 |
| 1/28/19 12:51 | 0 | 2.600 | 22.1 | 63.7 |
| 1/28/19 13:01 | 0 | 2.600 | 22.1 | 63.1 |
| 1/28/19 13:11 | 0 | 2.600 | 21.9 | 62.5 |
| 1/28/19 13:21 | 0 | 2.600 | 21.9 | 62.0 |
| 1/28/19 13:31 | 0 | 2.600 | 21.9 | 61.5 |
| 1/28/19 13:41 | 0 | 2.600 | 21.6 | 61.1 |
| 1/28/19 13:51 | 0 | 2.608 | 21.2 | 60.7 |
| 1/28/19 14:01 | 0 | 2.608 | 20.8 | 60.6 |
| 1/28/19 14:11 | 0 | 2.617 | 20.7 | 60.6 |
| 1/28/19 14:21 | 0 | 2.617 | 20.5 | 60.8 |
| 1/28/19 14:31 | 0 | 2.608 | 20.3 | 60.9 |
| 1/28/19 14:41 | 0 | 2.608 | 20.1 | 61.0 |
| 1/28/19 14:51 | 0 | 2.608 | 19.9 | 61.0 |
| 1/28/19 15:01 | 0 | 2.608 | 20.3 | 61.1 |
| 1/28/19 15:11 | 0 | 2.608 | 20.3 | 61.1 |
| 1/28/19 15:21 | 0 | 2.608 | 20.1 | 61.1 |
| 1/28/19 15:31 | 0 | 2.608 | 20.1 | 61.0 |
| 1/28/19 15:41 | 0 | 2.608 | 20.3 | 61.0 |
| 1/28/19 15:51 | 0 | 2.608 | 20.7 | 61.0 |
| 1/28/19 16:01 | 0 | 2.608 | 20.5 | 60.9 |
| 1/28/19 16:11 | 0 | 2.608 | 20.1 | 60.8 |
| 1/28/19 16:21 | 0 | 2.608 | 19.9 | 60.8 |
| 1/28/19 16:31 | 0 | 2.608 | 19.6 | 61.0 |
| 1/28/19 16:41 | 0 | 2.608 | 19.2 | 61.3 |
| 1/28/19 16:51 | 0 | 2.608 | 19.0 | 61.5 |
| 1/28/19 17:01 | 0 | 2.608 | 18.9 | 61.7 |
| 1/28/19 17:11 | 0 | 2.608 | 18.7 | 61.9 |
| 1/28/19 17:21 | 0 | 2.608 | 18.3 | 62.1 |

## South Monitoring Station

| Time Stamp | $H_2S$ (PPB) | Battery (Volts) | Temperature (°F) | Humidity (%) |
|---|---|---|---|---|
| 1/28/19 17:31 | 0 | 2.608 | 18.1 | 62.3 |
| 1/28/19 17:41 | 0 | 2.608 | 18.0 | 62.5 |
| 1/28/19 17:51 | 0 | 2.608 | 17.8 | 62.6 |
| 1/28/19 18:01 | 0 | 2.608 | 17.6 | 62.8 |
| 1/28/19 18:11 | 0 | 2.608 | 17.4 | 63.0 |
| 1/28/19 18:21 | 0 | 2.608 | 17.4 | 63.2 |
| 1/28/19 18:31 | 0 | 2.608 | 17.2 | 63.4 |
| 1/28/19 18:41 | 0 | 2.608 | 17.1 | 63.6 |
| 1/28/19 18:51 | 0 | 2.600 | 17.1 | 63.7 |
| 1/28/19 19:01 | 0 | 2.600 | 16.9 | 63.9 |
| 1/28/19 19:11 | 0 | 2.600 | 16.9 | 64.1 |
| 1/28/19 19:21 | 0 | 2.600 | 16.9 | 64.3 |
| 1/28/19 19:31 | 0 | 2.600 | 16.9 | 64.5 |
| 1/28/19 19:41 | 0 | 2.600 | 16.9 | 64.7 |
| 1/28/19 19:51 | 0 | 2.600 | 17.1 | 64.9 |
| 1/28/19 20:01 | 0 | 2.600 | 17.1 | 65.2 |
| 1/28/19 20:11 | 0 | 2.600 | 17.2 | 65.5 |
| 1/28/19 20:21 | 0 | 2.600 | 17.4 | 65.7 |
| 1/28/19 20:31 | 0 | 2.600 | 17.8 | 66.0 |
| 1/28/19 20:41 | 0 | 2.600 | 18.0 | 66.3 |
| 1/28/19 20:51 | 0 | 2.600 | 18.3 | 66.6 |
| 1/28/19 21:01 | 0 | 2.600 | 18.7 | 66.9 |
| 1/28/19 21:11 | 0 | 2.608 | 19.2 | 67.1 |
| 1/28/19 21:21 | 0 | 2.608 | 19.8 | 67.3 |
| 1/28/19 21:31 | 0 | 2.608 | 20.5 | 67.3 |
| 1/28/19 21:41 | 0 | 2.608 | 21.2 | 67.2 |
| 1/28/19 21:51 | 0 | 2.608 | 21.7 | 67.0 |
| 1/28/19 22:01 | 0 | 2.608 | 22.3 | 66.8 |
| 1/28/19 22:11 | 0 | 2.608 | 22.8 | 66.5 |
| 1/28/19 22:21 | 0 | 2.608 | 23.2 | 66.2 |
| 1/28/19 22:31 | 0 | 2.608 | 23.9 | 65.9 |
| 1/28/19 22:41 | 0 | 2.617 | 24.3 | 65.4 |
| 1/28/19 22:51 | 0 | 2.617 | 25.0 | 65.1 |
| 1/28/19 23:01 | 0 | 2.617 | 25.5 | 64.7 |
| 1/28/19 23:11 | 0 | 2.617 | 26.1 | 64.3 |
| 1/28/19 23:21 | 0 | 2.617 | 26.4 | 64.1 |
| 1/28/19 23:31 | 0 | 2.617 | 27.0 | 63.7 |
| 1/28/19 23:41 | 0 | 2.626 | 27.1 | 63.4 |
| 1/28/19 23:51 | 0 | 2.626 | 27.7 | 63.1 |
| 1/29/19 0:01 | 0 | 2.626 | 28.0 | 62.9 |
| 1/29/19 0:11 | 0 | 2.626 | 28.4 | 62.8 |
| 1/29/19 0:21 | 0 | 2.626 | 28.9 | 62.7 |
| 1/29/19 0:31 | 0 | 2.626 | 28.9 | 62.5 |
| 1/29/19 0:41 | 0 | 2.635 | 29.3 | 62.4 |
| 1/29/19 0:51 | 0 | 2.635 | 29.5 | 62.2 |
| 1/29/19 1:01 | 0 | 2.635 | 29.8 | 62.1 |
| 1/29/19 1:11 | 0 | 2.635 | 30.0 | 62.0 |
| 1/29/19 1:21 | 0 | 2.635 | 30.2 | 62.0 |
| 1/29/19 1:31 | 0 | 2.635 | 30.4 | 61.9 |
| 1/29/19 1:41 | 0 | 2.635 | 30.4 | 61.8 |
| 1/29/19 1:51 | 0 | 2.635 | 30.6 | 61.8 |
| 1/29/19 2:01 | 0 | 2.635 | 30.6 | 61.8 |
| 1/29/19 2:11 | 0 | 2.635 | 30.7 | 61.9 |
| 1/29/19 2:21 | 0 | 2.635 | 30.9 | 62.1 |
| 1/29/19 2:31 | 0 | 2.635 | 31.1 | 62.3 |
| 1/29/19 2:41 | 0 | 2.635 | 31.5 | 62.5 |
| 1/29/19 2:51 | 0 | 2.635 | 31.6 | 62.7 |
| 1/29/19 3:01 | 0 | 2.635 | 32.0 | 62.8 |
| 1/29/19 3:11 | 0 | 2.643 | 32.0 | 63.0 |

## South Monitoring Station

| Time Stamp | $H_2S$ (PPB) | Battery (Volts) | Temperature (°F) | Humidity (%) |
|---|---|---|---|---|
| 1/29/19 3:21 | 0 | 2.643 | 32.2 | 63.4 |
| 1/29/19 3:31 | 0 | 2.643 | 32.4 | 63.9 |
| 1/29/19 3:41 | 0 | 2.643 | 32.5 | 64.5 |
| 1/29/19 3:51 | 0 | 2.643 | 32.5 | 65.1 |
| 1/29/19 4:01 | 0 | 2.643 | 32.7 | 65.7 |
| 1/29/19 4:11 | 0 | 2.643 | 32.7 | 66.2 |
| 1/29/19 4:21 | 0 | 2.643 | 32.7 | 66.6 |
| 1/29/19 4:31 | 0 | 2.643 | 32.7 | 67.1 |
| 1/29/19 4:41 | 0 | 2.643 | 32.7 | 67.4 |
| 1/29/19 4:51 | 0 | 2.643 | 32.7 | 67.7 |
| 1/29/19 5:01 | 0 | 2.643 | 32.5 | 68.0 |
| 1/29/19 5:11 | 0 | 2.643 | 32.4 | 68.2 |
| 1/29/19 5:21 | 0 | 2.643 | 32.4 | 68.5 |
| 1/29/19 5:31 | 0 | 2.643 | 32.2 | 68.8 |
| 1/29/19 5:41 | 0 | 2.643 | 32.2 | 69.1 |
| 1/29/19 5:51 | 0 | 2.643 | 32.0 | 69.4 |
| 1/29/19 6:01 | 0 | 2.643 | 31.8 | 69.8 |
| 1/29/19 6:11 | 0 | 2.643 | 31.5 | 70.0 |
| 1/29/19 6:21 | 0 | 2.643 | 30.9 | 70.2 |
| 1/29/19 6:31 | 0 | 2.643 | 30.6 | 70.6 |
| 1/29/19 6:41 | 0 | 2.635 | 30.4 | 71.0 |
| 1/29/19 6:51 | 0 | 2.635 | 30.2 | 71.5 |
| 1/29/19 7:01 | 0 | 2.635 | 30.0 | 72.0 |
| 1/29/19 7:11 | 0 | 2.635 | 30.0 | 72.6 |
| 1/29/19 7:21 | 0 | 2.635 | 30.0 | 73.0 |
| 1/29/19 7:31 | 0 | 2.635 | 30.2 | 73.4 |
| 1/29/19 7:41 | 0 | 2.635 | 30.2 | 73.7 |
| 1/29/19 7:51 | 0 | 2.635 | 30.2 | 74.0 |
| 1/29/19 8:01 | 0 | 2.635 | 30.4 | 74.3 |
| 1/29/19 8:11 | 0 | 2.635 | 30.4 | 74.5 |
| 1/29/19 8:21 | 0 | 2.635 | 30.4 | 74.7 |
| 1/29/19 8:31 | 0 | 2.635 | 30.4 | 74.9 |
| 1/29/19 8:41 | 0 | 2.635 | 30.4 | 75.4 |
| 1/29/19 8:51 | 0 | 2.635 | 30.4 | 76.1 |
| 1/29/19 9:01 | 0 | 2.635 | 30.6 | 76.7 |
| 1/29/19 9:11 | 0 | 2.635 | 30.6 | 76.9 |
| 1/29/19 9:21 | 0 | 2.635 | 30.6 | 76.9 |
| 1/29/19 9:31 | 0 | 2.635 | 30.6 | 76.8 |
| 1/29/19 9:41 | 0 | 2.635 | 30.6 | 76.3 |
| 1/29/19 9:51 | 0 | 2.635 | 30.6 | 75.7 |
| 1/29/19 10:01 | 0 | 2.635 | 30.4 | 74.9 |
| 1/29/19 10:11 | 0 | 2.626 | 30.4 | 74.0 |
| 1/29/19 10:21 | 0 | 2.626 | 30.4 | 73.3 |
| 1/29/19 10:31 | 0 | 2.626 | 30.2 | 72.6 |
| 1/29/19 10:41 | 0 | 2.626 | 30.2 | 71.9 |
| 1/29/19 10:51 | 0 | 2.626 | 30.0 | 71.4 |
| 1/29/19 11:01 | 0 | 2.626 | 30.0 | 71.1 |
| 1/29/19 11:11 | 0 | 2.626 | 30.0 | 70.8 |
| 1/29/19 11:21 | 0 | 2.626 | 30.0 | 70.6 |
| 1/29/19 11:31 | 0 | 2.626 | 30.0 | 70.5 |
| 1/29/19 11:41 | 0 | 2.626 | 30.0 | 70.2 |
| 1/29/19 11:51 | 0 | 2.626 | 30.2 | 70.0 |
| 1/29/19 12:01 | 0 | 2.626 | 30.2 | 69.7 |
| 1/29/19 12:11 | 0 | 2.626 | 30.2 | 69.4 |
| 1/29/19 12:21 | 0 | 2.626 | 30.2 | 69.4 |
| 1/29/19 12:31 | 0 | 2.626 | 30.2 | 69.5 |
| 1/29/19 12:41 | 0 | 2.617 | 30.2 | 69.7 |
| 1/29/19 12:51 | 0 | 2.617 | 30.0 | 69.8 |
| 1/29/19 13:01 | 0 | 2.617 | 30.0 | 70.2 |

## South Monitoring Station

| Time Stamp | $H_2S$ (PPB) | Battery (Volts) | Temperature (°F) | Humidity (%) |
|---|---|---|---|---|
| 1/29/19 13:11 | 0 | 2.617 | 30.2 | 70.5 |
| 1/29/19 13:21 | 0 | 2.617 | 30.2 | 70.7 |
| 1/29/19 13:31 | 0 | 2.617 | 30.4 | 70.9 |
| 1/29/19 13:41 | 0 | 2.617 | 30.4 | 71.2 |
| 1/29/19 13:51 | 0 | 2.617 | 30.4 | 71.4 |
| 1/29/19 14:01 | 0 | 2.617 | 30.6 | 71.1 |
| 1/29/19 14:11 | 0 | 2.617 | 30.7 | 70.8 |
| 1/29/19 14:21 | 0 | 2.617 | 30.9 | 70.2 |
| 1/29/19 14:31 | 0 | 2.617 | 31.3 | 69.5 |
| 1/29/19 14:41 | 0 | 2.617 | 31.5 | 68.8 |
| 1/29/19 14:51 | 0 | 2.617 | 31.6 | 67.8 |
| 1/29/19 15:01 | 0 | 2.617 | 32.0 | 66.8 |
| 1/29/19 15:11 | 0 | 2.617 | 31.8 | 65.8 |
| 1/29/19 15:21 | 0 | 2.617 | 31.6 | 65.0 |
| 1/29/19 15:31 | 0 | 2.617 | 31.5 | 64.6 |
| 1/29/19 15:41 | 0 | 2.617 | 31.3 | 64.2 |
| 1/29/19 15:51 | 0 | 2.617 | 30.7 | 64.1 |
| 1/29/19 16:01 | 0 | 2.617 | 30.4 | 64.6 |
| 1/29/19 16:11 | 0 | 2.617 | 29.8 | 65.2 |
| 1/29/19 16:21 | 0 | 2.608 | 29.5 | 65.7 |
| 1/29/19 16:31 | 0 | 2.608 | 28.9 | 66.1 |
| 1/29/19 16:41 | 0 | 2.608 | 28.8 | 66.6 |
| 1/29/19 16:51 | 0 | 2.608 | 28.4 | 67.0 |
| 1/29/19 17:01 | 0 | 2.608 | 28.0 | 67.4 |
| 1/29/19 17:11 | 0 | 2.608 | 27.7 | 67.9 |
| 1/29/19 17:21 | 0 | 2.608 | 27.3 | 68.4 |
| 1/29/19 17:31 | 0 | 2.600 | 27.1 | 68.8 |
| 1/29/19 17:41 | 0 | 2.600 | 26.8 | 69.1 |
| 1/29/19 17:51 | 0 | 2.600 | 26.6 | 69.5 |
| 1/29/19 18:01 | 0 | 2.600 | 26.2 | 70.0 |
| 1/29/19 18:11 | 0 | 2.600 | 26.1 | 70.7 |
| 1/29/19 18:21 | 0 | 2.591 | 25.9 | 71.3 |
| 1/29/19 18:31 | 0 | 2.591 | 25.7 | 72.0 |
| 1/29/19 18:41 | 0 | 2.591 | 25.5 | 72.7 |
| 1/29/19 18:51 | 0 | 2.591 | 25.3 | 73.5 |
| 1/29/19 19:01 | 0 | 2.591 | 25.3 | 74.2 |
| 1/29/19 19:11 | 0 | 2.591 | 25.2 | 74.9 |
| 1/29/19 19:21 | 0 | 2.591 | 25.0 | 75.4 |
| 1/29/19 19:31 | 0 | 2.582 | 24.8 | 76.0 |
| 1/29/19 19:41 | 0 | 2.582 | 24.8 | 76.7 |
| 1/29/19 19:51 | 0 | 2.582 | 24.6 | 77.4 |
| 1/29/19 20:01 | 0 | 2.582 | 24.4 | 78.2 |
| 1/29/19 20:11 | 0 | 2.582 | 24.4 | 78.9 |
| 1/29/19 20:21 | 0 | 2.582 | 24.3 | 79.6 |
| 1/29/19 20:31 | 0 | 2.573 | 24.1 | 80.1 |
| 1/29/19 20:41 | 0 | 2.573 | 23.9 | 80.2 |
| 1/29/19 20:51 | 0 | 2.573 | 23.7 | 79.9 |
| 1/29/19 21:01 | 0 | 2.573 | 23.4 | 78.7 |
| 1/29/19 21:11 | 0 | 2.573 | 22.6 | 77.3 |
| 1/29/19 21:21 | 0 | 2.564 | 22.1 | 75.4 |
| 1/29/19 21:31 | 0 | 2.564 | 21.4 | 73.6 |
| 1/29/19 21:41 | 0 | 2.564 | 21.0 | 71.9 |
| 1/29/19 21:51 | 0 | 2.564 | 20.5 | 70.4 |
| 1/29/19 22:01 | 0 | 2.556 | 20.1 | 69.0 |
| 1/29/19 22:11 | 0 | 2.556 | 19.8 | 67.7 |
| 1/29/19 22:21 | 0 | 2.556 | 19.4 | 66.7 |
| 1/29/19 22:31 | 0 | 2.556 | 19.2 | 65.7 |
| 1/29/19 22:41 | 0 | 2.547 | 18.9 | 65.0 |
| 1/29/19 22:51 | 0 | 2.547 | 18.7 | 64.4 |

## South Monitoring Station

| Time Stamp | $H_2S$ (PPB) | Battery (Volts) | Temperature (°F) | Humidity (%) |
|---|---|---|---|---|
| 1/29/19 23:01 | 0 | 2.547 | 18.3 | 64.0 |
| 1/29/19 23:11 | 0 | 2.547 | 18.0 | 63.7 |
| 1/29/19 23:21 | 0 | 2.538 | 17.6 | 63.4 |
| 1/29/19 23:31 | 0 | 2.538 | 17.2 | 63.2 |
| 1/29/19 23:41 | 0 | 2.538 | 16.5 | 63.1 |
| 1/29/19 23:51 | 0 | 2.538 | 15.6 | 63.0 |
| 1/30/19 0:01 | 0 | 2.529 | 15.3 | 63.3 |
| 1/30/19 0:11 | 0 | 2.529 | 15.3 | 63.8 |
| 1/30/19 0:21 | 0 | 2.529 | 15.4 | 64.4 |
| 1/30/19 0:31 | 0 | 2.529 | 15.3 | 64.6 |
| 1/30/19 0:41 | 0 | 2.521 | 15.1 | 64.6 |
| 1/30/19 0:51 | 0 | 2.521 | 14.9 | 64.3 |
| 1/30/19 1:01 | 0 | 2.521 | 14.5 | 63.7 |
| 1/30/19 1:11 | 0 | 2.521 | 14.2 | 63.1 |
| 1/30/19 1:21 | 0 | 2.512 | 14.0 | 62.7 |
| 1/30/19 1:31 | 0 | 2.512 | 13.8 | 62.2 |
| 1/30/19 1:41 | 0 | 2.512 | 13.6 | 61.8 |
| 1/30/19 1:51 | 0 | 2.512 | 13.6 | 61.4 |
| 1/30/19 2:01 | 0 | 2.512 | 13.5 | 61.0 |
| 1/30/19 2:11 | 0 | 2.512 | 13.3 | 60.7 |
| 1/30/19 2:21 | 0 | 2.503 | 13.1 | 60.3 |
| 1/30/19 2:31 | 0 | 2.503 | 12.7 | 60.0 |
| 1/30/19 2:41 | 0 | 2.503 | 12.6 | 59.8 |
| 1/30/19 2:51 | 0 | 2.503 | 12.4 | 59.6 |
| 1/30/19 3:01 | 0 | 2.503 | 12.4 | 59.3 |
| 1/30/19 3:11 | 0 | 2.494 | 12.2 | 59.1 |
| 1/30/19 3:21 | 0 | 2.494 | 12.0 | 59.0 |
| 1/30/19 3:31 | 0 | 2.494 | 11.8 | 58.9 |
| 1/30/19 3:41 | 0 | 2.494 | 11.8 | 58.9 |
| 1/30/19 3:51 | 0 | 2.494 | 11.7 | 58.9 |
| 1/30/19 4:01 | 0 | 2.494 | 11.7 | 58.8 |
| 1/30/19 4:11 | 0 | 2.485 | 11.7 | 58.7 |
| 1/30/19 4:21 | 0 | 2.485 | 11.5 | 58.7 |
| 1/30/19 4:31 | 0 | 2.485 | 11.5 | 58.7 |
| 1/30/19 4:41 | 0 | 2.485 | 11.5 | 58.6 |
| 1/30/19 4:51 | 0 | 2.485 | 11.3 | 58.5 |
| 1/30/19 5:01 | 0 | 2.485 | 11.1 | 58.4 |
| 1/30/19 5:11 | 0 | 2.485 | 11.1 | 58.3 |
| 1/30/19 5:21 | 0 | 2.477 | 10.9 | 58.3 |
| 1/30/19 5:31 | 0 | 2.477 | 10.8 | 58.3 |
| 1/30/19 5:41 | 0 | 2.477 | 10.6 | 58.3 |
| 1/30/19 5:51 | 0 | 2.477 | 10.2 | 58.3 |
| 1/30/19 6:01 | 0 | 2.468 | 9.9 | 58.3 |
| 1/30/19 6:11 | 0 | 2.468 | 9.1 | 58.4 |
| 1/30/19 6:21 | 0 | 2.468 | 8.8 | 58.6 |
| 1/30/19 6:31 | 0 | 2.468 | 8.1 | 58.8 |
| 1/30/19 6:41 | 0 | 2.459 | 7.7 | 59.1 |
| 1/30/19 6:51 | 0 | 2.459 | 7.5 | 59.5 |
| 1/30/19 7:01 | 0 | 2.459 | 7.3 | 60.0 |
| 1/30/19 7:11 | 0 | 2.450 | 7.2 | 60.5 |
| 1/30/19 7:21 | 0 | 2.450 | 7.0 | 61.1 |
| 1/30/19 7:31 | 0 | 2.450 | 7.2 | 61.7 |
| 1/30/19 7:41 | 0 | 2.450 | 7.7 | 62.3 |
| 1/30/19 7:51 | 0 | 2.450 | 8.4 | 62.9 |
| 1/30/19 8:01 | 0 | 2.450 | 9.0 | 63.5 |
| 1/30/19 8:11 | 0 | 2.450 | 9.7 | 64.1 |
| 1/30/19 8:21 | 0 | 2.450 | 10.2 | 64.7 |
| 1/30/19 8:31 | 0 | 2.450 | 10.8 | 65.2 |
| 1/30/19 8:41 | 0 | 2.450 | 11.3 | 65.6 |

## South Monitoring Station

| Time Stamp | $H_2S$ (PPB) | Battery (Volts) | Temperature (°F) | Humidity (%) |
|---|---|---|---|---|
| 1/30/19 8:51 | 0 | 2.459 | 11.7 | 65.9 |
| 1/30/19 9:01 | 0 | 2.459 | 12.2 | 66.2 |
| 1/30/19 9:11 | 0 | 2.459 | 12.6 | 66.4 |
| 1/30/19 9:21 | 0 | 2.459 | 13.1 | 66.7 |
| 1/30/19 9:31 | 0 | 2.459 | 13.5 | 66.9 |
| 1/30/19 9:41 | 0 | 2.459 | 13.8 | 67.1 |
| 1/30/19 9:51 | 0 | 2.459 | 13.8 | 67.1 |
| 1/30/19 10:01 | 0 | 2.459 | 14.2 | 67.1 |
| 1/30/19 10:11 | 0 | 2.459 | 14.4 | 67.0 |
| 1/30/19 10:21 | 0 | 2.468 | 14.5 | 66.6 |
| 1/30/19 10:31 | 0 | 2.468 | 14.5 | 66.4 |
| 1/30/19 10:41 | 0 | 2.468 | 14.5 | 66.1 |
| 1/30/19 10:51 | 0 | 2.468 | 14.2 | 65.8 |
| 1/30/19 11:01 | 0 | 2.459 | 14.2 | 66.1 |
| 1/30/19 11:11 | 0 | 2.459 | 14.5 | 66.4 |
| 1/30/19 11:21 | 0 | 2.459 | 16.0 | 66.3 |
| 1/30/19 11:31 | 0 | 2.468 | 17.1 | 65.9 |
| 1/30/19 11:41 | 0 | 2.468 | 17.2 | 65.0 |
| 1/30/19 11:51 | 0 | 2.468 | 16.9 | 63.8 |
| 1/30/19 12:01 | 0 | 2.459 | 16.0 | 62.9 |
| 1/30/19 12:11 | 0 | 2.459 | 15.3 | 62.4 |
| 1/30/19 12:21 | 0 | 2.459 | 14.5 | 61.8 |
| 1/30/19 12:31 | 0 | 2.459 | 14.0 | 61.3 |
| 1/30/19 12:41 | 0 | 2.459 | 13.3 | 60.8 |
| 1/30/19 12:51 | 0 | 2.450 | 12.2 | 60.7 |
| 1/30/19 13:01 | 0 | 2.450 | 11.5 | 60.9 |
| 1/30/19 13:11 | 0 | 2.441 | 10.8 | 61.4 |
| 1/30/19 13:21 | 0 | 2.441 | 10.2 | 61.8 |
| 1/30/19 13:31 | 0 | 2.433 | 9.7 | 62.2 |
| 1/30/19 13:41 | 0 | 2.433 | 9.1 | 62.6 |
| 1/30/19 13:51 | 0 | 2.433 | 9.0 | 63.0 |
| 1/30/19 14:01 | 0 | 2.424 | 9.0 | 63.6 |
| 1/30/19 14:11 | 0 | 2.424 | 9.1 | 63.9 |
| 1/30/19 14:21 | 0 | 2.424 | 9.0 | 63.7 |
| 1/30/19 14:31 | 0 | 2.415 | 8.6 | 63.3 |
| 1/30/19 14:41 | 0 | 2.415 | 8.2 | 62.9 |
| 1/30/19 14:51 | 0 | 2.415 | 7.7 | 62.3 |
| 1/30/19 15:01 | 0 | 2.406 | 7.3 | 61.6 |
| 1/30/19 15:11 | 0 | 2.406 | 7.2 | 61.0 |
| 1/30/19 15:21 | 0 | 2.406 | 6.8 | 60.3 |
| 1/30/19 15:31 | 0 | 2.406 | 6.4 | 59.7 |
| 1/30/19 15:41 | 0 | 2.398 | 6.3 | 59.2 |
| 1/30/19 15:51 | 0 | 2.398 | 6.1 | 58.6 |
| 1/30/19 16:01 | 0 | 2.398 | 5.5 | 58.3 |
| 1/30/19 16:11 | 0 | 2.389 | 5.2 | 58.0 |
| 1/30/19 16:21 | 0 | 2.389 | 4.8 | 57.8 |
| 1/30/19 16:31 | 0 | 2.389 | 4.5 | 57.7 |
| 1/30/19 16:41 | 0 | 2.380 | 3.9 | 57.7 |
| 1/30/19 16:51 | 0 | 2.380 | 3.7 | 57.8 |
| 1/30/19 17:01 | 0 | 2.371 | 3.4 | 58.0 |
| 1/30/19 17:11 | 0 | 2.371 | 3.0 | 58.2 |
| 1/30/19 17:21 | 0 | 2.371 | 2.7 | 58.4 |
| 1/30/19 17:31 | 0 | 2.362 | 2.3 | 58.6 |
| 1/30/19 17:41 | 0 | 2.362 | 1.9 | 58.9 |
| 1/30/19 17:51 | 0 | 2.362 | 1.8 | 59.2 |
| 1/30/19 18:01 | 0 | 2.354 | 1.6 | 59.5 |
| 1/30/19 18:11 | 0 | 2.354 | 1.4 | 60.0 |
| 1/30/19 18:21 | 0 | 2.354 | 1.2 | 60.4 |
| 1/30/19 18:31 | 0 | 2.345 | 1.2 | 60.9 |

## South Monitoring Station

| Time Stamp | $H_2S$ (PPB) | Battery (Volts) | Temperature (°F) | Humidity (%) |
|---|---|---|---|---|
| 1/30/19 18:41 | 0 | 2.345 | 1.0 | 61.3 |
| 1/30/19 18:51 | 0 | 2.345 | 1.0 | 61.7 |
| 1/30/19 19:01 | 0 | 2.336 | 0.9 | 62.2 |
| 1/30/19 19:11 | 0 | 2.336 | 0.9 | 62.5 |
| 1/30/19 19:21 | 0 | 2.336 | 0.7 | 62.8 |
| 1/30/19 19:31 | 0 | 2.336 | 0.7 | 63.1 |
| 1/30/19 19:41 | 0 | 2.336 | 0.5 | 63.4 |
| 1/30/19 19:51 | 0 | 2.327 | 0.5 | 63.6 |
| 1/30/19 20:01 | 0 | 2.327 | 0.5 | 63.8 |
| 1/30/19 20:11 | 0 | 2.327 | 0.3 | 63.9 |
| 1/30/19 20:21 | 0 | 2.336 | 0.3 | 64.0 |
| 1/30/19 20:31 | 0 | 2.327 | 0.1 | 63.9 |
| 1/30/19 20:41 | 0 | 2.318 | 0.1 | 63.8 |
| 1/30/19 20:51 | 0 | 2.318 | 0.1 | 63.5 |
| 1/30/19 21:01 | 0 | 2.318 | 0.0 | 63.3 |
| 1/30/19 21:11 | 0 | 2.318 | 0.0 | 63.0 |
| 1/30/19 21:21 | 0 | 2.310 | 0.0 | 62.7 |
| 1/30/19 21:31 | 0 | 2.310 | -0.2 | 62.4 |
| 1/30/19 21:41 | 0 | 2.310 | -0.2 | 62.0 |
| 1/30/19 21:51 | 0 | 2.310 | -0.4 | 61.7 |
| 1/30/19 22:01 | 0 | 2.310 | -0.6 | 61.4 |
| 1/30/19 22:11 | 0 | 2.301 | -0.6 | 61.0 |
| 1/30/19 22:21 | 0 | 2.301 | -0.6 | 60.7 |
| 1/30/19 22:31 | 0 | 2.301 | -0.8 | 60.5 |
| 1/30/19 22:41 | 0 | 2.301 | -0.8 | 60.2 |
| 1/30/19 22:51 | 0 | 2.301 | -0.8 | 60.0 |
| 1/30/19 23:01 | 0 | 2.301 | -0.8 | 59.7 |
| 1/30/19 23:11 | 0 | 2.301 | -0.8 | 59.5 |
| 1/30/19 23:21 | 0 | 2.292 | -0.8 | 59.3 |
| 1/30/19 23:31 | 0 | 2.301 | -0.9 | 59.1 |
| 1/30/19 23:41 | 0 | 2.292 | -0.9 | 58.9 |
| 1/30/19 23:51 | 0 | 2.301 | -0.9 | 58.7 |
| 1/31/19 0:01 | 0 | 2.301 | -0.9 | 58.6 |
| 1/31/19 0:11 | 0 | 2.283 | -1.1 | 58.5 |
| 1/31/19 0:21 | 0 | 2.292 | -1.1 | 58.4 |
| 1/31/19 0:31 | 0 | 2.292 | -1.1 | 58.5 |
| 1/31/19 0:41 | 0 | 2.292 | -1.1 | 58.5 |
| 1/31/19 0:51 | 0 | 2.283 | -1.1 | 58.7 |
| 1/31/19 1:01 | 0 | 2.283 | -1.1 | 58.9 |
| 1/31/19 1:11 | 0 | 2.283 | -1.1 | 59.2 |
| 1/31/19 1:21 | 0 | 2.283 | -1.1 | 59.6 |
| 1/31/19 1:31 | 0 | 2.283 | -1.1 | 60.0 |
| 1/31/19 1:41 | 0 | 2.283 | -1.1 | 60.4 |
| 1/31/19 1:51 | 0 | 2.283 | -0.9 | 60.9 |
| 1/31/19 2:01 | 0 | 2.283 | -0.9 | 61.4 |
| 1/31/19 2:11 | 0 | 2.275 | -0.9 | 62.0 |
| 1/31/19 2:21 | 0 | 2.283 | -1.1 | 62.5 |
| 1/31/19 2:31 | 0 | 2.275 | -1.1 | 63.1 |
| 1/31/19 2:41 | 0 | 2.275 | -1.1 | 63.6 |
| 1/31/19 2:51 | 0 | 2.275 | -1.1 | 64.1 |
| 1/31/19 3:01 | 0 | 2.275 | -1.1 | 64.5 |
| 1/31/19 3:11 | 0 | 2.275 | -1.1 | 64.9 |
| 1/31/19 3:21 | 0 | 2.275 | -1.1 | 65.3 |
| 1/31/19 3:31 | 0 | 2.266 | -1.1 | 65.5 |
| 1/31/19 3:41 | 0 | 2.275 | -1.1 | 65.8 |
| 1/31/19 3:51 | 0 | 2.266 | -1.1 | 66.0 |
| 1/31/19 4:01 | 0 | 2.266 | -0.9 | 66.2 |
| 1/31/19 4:11 | 0 | 2.266 | -0.9 | 66.3 |
| 1/31/19 4:21 | 0 | 2.266 | -0.9 | 66.4 |

## South Monitoring Station

| Time Stamp | $H_2S$ (PPB) | Battery (Volts) | Temperature (°F) | Humidity (%) |
|---|---|---|---|---|
| 1/31/19 4:31 | 0 | 2.257 | -0.8 | 66.6 |
| 1/31/19 4:41 | 0 | 2.266 | -0.8 | 66.7 |
| 1/31/19 4:51 | 0 | 2.266 | -0.8 | 66.7 |
| 1/31/19 5:01 | 0 | 2.266 | -0.8 | 66.7 |
| 1/31/19 5:11 | 0 | 2.257 | -0.8 | 66.7 |
| 1/31/19 5:21 | 0 | 2.257 | -0.8 | 66.8 |
| 1/31/19 5:31 | 0 | 2.266 | -0.6 | 66.8 |
| 1/31/19 5:41 | 0 | 2.257 | -0.6 | 66.9 |
| 1/31/19 5:51 | 0 | 2.266 | -0.4 | 67.0 |
| 1/31/19 6:01 | 0 | 2.257 | -0.4 | 67.2 |
| 1/31/19 6:11 | 0 | 2.257 | -0.2 | 67.3 |
| 1/31/19 6:21 | 0 | 2.257 | 0.0 | 67.4 |
| 1/31/19 6:31 | 0 | 2.266 | 0.1 | 67.6 |
| 1/31/19 6:41 | 0 | 2.266 | 0.3 | 67.7 |
| 1/31/19 6:51 | 0 | 2.266 | 0.3 | 67.8 |
| 1/31/19 7:01 | 0 | 2.266 | 0.3 | 67.8 |
| 1/31/19 7:11 | 0 | 2.266 | 0.3 | 67.8 |
| 1/31/19 7:21 | 0 | 2.266 | 0.3 | 67.9 |
| 1/31/19 7:31 | 0 | 2.266 | 0.5 | 68.0 |
| 1/31/19 7:41 | 0 | 2.266 | 0.7 | 68.1 |
| 1/31/19 7:51 | 0 | 2.266 | 0.9 | 68.2 |
| 1/31/19 8:01 | 0 | 2.266 | 1.0 | 68.4 |
| 1/31/19 8:11 | 0 | 2.266 | 1.2 | 68.4 |
| 1/31/19 8:21 | 0 | 2.266 | 1.6 | 68.5 |
| 1/31/19 8:31 | 0 | 2.266 | 2.3 | 68.5 |
| 1/31/19 8:41 | 0 | 2.266 | 3.0 | 68.6 |
| 1/31/19 8:51 | 0 | 2.275 | 3.9 | 68.4 |
| 1/31/19 9:01 | 0 | 2.275 | 4.5 | 68.2 |
| 1/31/19 9:11 | 0 | 2.275 | 4.6 | 67.8 |
| 1/31/19 9:21 | 0 | 2.283 | 5.0 | 67.4 |
| 1/31/19 9:31 | 0 | 2.283 | 5.2 | 67.1 |
| 1/31/19 9:41 | 0 | 2.283 | 5.4 | 66.7 |
| 1/31/19 9:51 | 0 | 2.292 | 5.9 | 66.3 |
| 1/31/19 10:01 | 0 | 2.292 | 6.6 | 66.0 |
| 1/31/19 10:11 | 0 | 2.301 | 7.7 | 65.6 |
| 1/31/19 10:21 | 0 | 2.301 | 9.0 | 65.2 |
| 1/31/19 10:31 | 0 | 2.310 | 10.6 | 64.6 |
| 1/31/19 10:41 | 0 | 2.318 | 12.2 | 64.0 |
| 1/31/19 10:51 | 0 | 2.318 | 13.5 | 63.1 |
| 1/31/19 11:01 | 0 | 2.327 | 14.4 | 62.1 |
| 1/31/19 11:11 | 0 | 2.336 | 15.3 | 61.1 |
| 1/31/19 11:21 | 0 | 2.336 | 16.3 | 60.0 |
| 1/31/19 11:31 | 0 | 2.345 | 16.9 | 58.9 |
| 1/31/19 11:41 | 0 | 2.345 | 17.1 | 57.9 |
| 1/31/19 11:51 | 0 | 2.354 | 17.6 | 57.0 |
| 1/31/19 12:01 | 0 | 2.354 | 18.0 | 56.1 |
| 1/31/19 12:11 | 0 | 2.362 | 18.5 | 55.3 |
| 1/31/19 12:21 | 0 | 2.362 | 17.8 | 54.4 |
| 1/31/19 12:31 | 0 | 2.362 | 17.1 | 53.7 |
| 1/31/19 12:41 | 0 | 2.362 | 16.7 | 53.2 |
| 1/31/19 12:51 | 0 | 2.362 | 16.0 | 52.9 |
| 1/31/19 13:01 | 0 | 2.362 | 16.0 | 52.6 |
| 1/31/19 13:11 | 0 | 2.362 | 16.5 | 52.5 |
| 1/31/19 13:21 | 0 | 2.371 | 16.7 | 52.2 |
| 1/31/19 13:31 | 0 | 2.371 | 16.9 | 51.7 |
| 1/31/19 13:41 | 0 | 2.371 | 17.4 | 51.5 |
| 1/31/19 13:51 | 0 | 2.371 | 17.6 | 51.2 |
| 1/31/19 14:01 | 0 | 2.371 | 17.4 | 50.9 |
| 1/31/19 14:11 | 0 | 2.371 | 17.2 | 50.5 |

## South Monitoring Station

| Time Stamp | $H_2S$ (PPB) | Battery (Volts) | Temperature (°F) | Humidity (%) |
|---|---|---|---|---|
| 1/31/19 14:21 | 0 | 2.380 | 17.4 | 50.1 |
| 1/31/19 14:31 | 0 | 2.371 | 17.1 | 49.9 |
| 1/31/19 14:41 | 0 | 2.371 | 16.3 | 49.6 |
| 1/31/19 14:51 | 0 | 2.371 | 15.4 | 49.4 |
| 1/31/19 15:01 | 0 | 2.371 | 14.5 | 49.3 |
| 1/31/19 15:11 | 0 | 2.371 | 13.8 | 49.3 |
| 1/31/19 15:21 | 0 | 2.371 | 13.3 | 49.4 |
| 1/31/19 15:31 | 0 | 2.371 | 12.7 | 49.6 |
| 1/31/19 15:41 | 0 | 2.362 | 12.2 | 50.0 |
| 1/31/19 15:51 | 0 | 2.362 | 11.7 | 50.5 |
| 1/31/19 16:01 | 0 | 2.362 | 11.8 | 51.0 |
| 1/31/19 16:11 | 0 | 2.362 | 11.7 | 51.5 |
| 1/31/19 16:21 | 0 | 2.354 | 11.5 | 51.9 |
| 1/31/19 16:31 | 0 | 2.354 | 11.3 | 52.2 |
| 1/31/19 16:41 | 0 | 2.354 | 10.8 | 52.4 |
| 1/31/19 16:51 | 0 | 2.354 | 10.4 | 52.6 |
| 1/31/19 17:01 | 0 | 2.354 | 9.9 | 52.7 |
| 1/31/19 17:11 | 0 | 2.345 | 9.3 | 52.8 |
| 1/31/19 17:21 | 0 | 2.345 | 9.0 | 53.0 |
| 1/31/19 17:31 | 0 | 2.345 | 8.6 | 53.4 |
| 1/31/19 17:41 | 0 | 2.336 | 8.1 | 53.9 |
| 1/31/19 17:51 | 0 | 2.336 | 7.7 | 54.5 |
| 1/31/19 18:01 | 0 | 2.336 | 7.3 | 55.3 |
| 1/31/19 18:11 | 0 | 2.327 | 7.0 | 56.0 |
| 1/31/19 18:21 | 0 | 2.327 | 6.8 | 56.8 |
| 1/31/19 18:31 | 0 | 2.318 | 6.4 | 57.6 |
| 1/31/19 18:41 | 0 | 2.318 | 6.1 | 58.4 |
| 1/31/19 18:51 | 0 | 2.318 | 5.9 | 59.1 |
| 1/31/19 19:01 | 0 | 2.310 | 5.9 | 59.9 |
| 1/31/19 19:11 | 0 | 2.310 | 5.7 | 60.5 |
| 1/31/19 19:21 | 0 | 2.310 | 5.5 | 61.1 |
| 1/31/19 19:31 | 0 | 2.310 | 5.5 | 61.6 |
| 1/31/19 19:41 | 0 | 2.301 | 5.5 | 62.1 |
| 1/31/19 19:51 | 0 | 2.301 | 5.5 | 62.6 |
| 1/31/19 20:01 | 0 | 2.301 | 5.4 | 63.1 |
| 1/31/19 20:11 | 0 | 2.301 | 5.4 | 63.5 |
| 1/31/19 20:21 | 0 | 2.292 | 5.4 | 63.9 |
| 1/31/19 20:31 | 0 | 2.292 | 5.4 | 64.3 |
| 1/31/19 20:41 | 0 | 2.292 | 5.4 | 64.7 |
| 1/31/19 20:51 | 0 | 2.292 | 5.2 | 65.1 |
| 1/31/19 21:01 | 0 | 2.292 | 5.2 | 65.4 |
| 1/31/19 21:11 | 0 | 2.292 | 5.2 | 65.6 |
| 1/31/19 21:21 | 0 | 2.283 | 5.0 | 65.9 |
| 1/31/19 21:31 | 0 | 2.283 | 5.0 | 66.1 |
| 1/31/19 21:41 | 0 | 2.283 | 4.8 | 66.3 |
| 1/31/19 21:51 | 0 | 2.283 | 4.8 | 66.6 |
| 1/31/19 22:01 | 0 | 2.283 | 4.6 | 66.8 |
| 1/31/19 22:11 | 0 | 2.275 | 4.5 | 67.0 |
| 1/31/19 22:21 | 0 | 2.275 | 4.1 | 67.1 |
| 1/31/19 22:31 | 0 | 2.275 | 3.7 | 67.3 |
| 1/31/19 22:41 | 0 | 2.266 | 3.0 | 67.3 |
| 1/31/19 22:51 | 0 | 2.266 | 2.1 | 67.3 |
| 1/31/19 23:01 | 0 | 2.257 | 1.4 | 67.3 |
| 1/31/19 23:11 | 0 | 2.248 | 0.7 | 67.4 |
| 1/31/19 23:21 | 0 | 2.239 | 0.1 | 67.5 |
| 1/31/19 23:31 | 0 | 2.239 | -0.2 | 67.8 |
| 1/31/19 23:41 | 0 | 2.231 | 0.3 | 68.4 |
| 1/31/19 23:51 | 0 | 2.239 | 0.9 | 69.2 |
| 2/1/19 0:01 | 0 | 2.239 | 1.4 | 70.1 |

## South Monitoring Station

| Time Stamp | $H_2S$ (PPB) | Battery (Volts) | Temperature (°F) | Humidity (%) |
|---|---|---|---|---|
| 2/1/19 0:11 | 0 | 2.239 | 1.9 | 70.8 |
| 2/1/19 0:21 | 0 | 2.231 | 2.1 | 71.4 |
| 2/1/19 0:31 | 0 | 2.231 | 2.5 | 71.8 |

## South Monitoring Station

| Time Stamp | $H_2S$ (PPB) | Battery (Volts) | Temperature (°F) | Humidity (%) |
|---|---|---|---|---|
| 2/1/19 0:41 | 0 | 2.231 | 2.8 | 72.1 |
| 2/1/19 0:51 | 0 | 2.231 | 2.8 | 72.3 |
| 2/1/19 1:01 | 0 | 2.231 | 3.0 | 72.4 |
| 2/1/19 1:11 | 0 | 2.239 | 3.0 | 72.4 |
| 2/1/19 1:21 | 0 | 2.231 | 3.2 | 72.4 |
| 2/1/19 1:31 | 0 | 2.231 | 3.0 | 72.3 |
| 2/1/19 1:41 | 0 | 2.239 | 3.0 | 72.3 |
| 2/1/19 1:51 | 0 | 2.231 | 3.0 | 72.3 |
| 2/1/19 2:01 | 0 | 2.231 | 3.0 | 72.3 |
| 2/1/19 2:11 | 0 | 2.231 | 2.8 | 72.3 |
| 2/1/19 2:21 | 0 | 2.231 | 2.8 | 72.3 |
| 2/1/19 2:31 | 0 | 2.231 | 2.8 | 72.3 |
| 2/1/19 2:41 | 0 | 2.222 | 2.7 | 72.3 |
| 2/1/19 2:51 | 0 | 2.231 | 2.7 | 72.3 |
| 2/1/19 3:01 | 0 | 2.231 | 2.7 | 72.2 |
| 2/1/19 3:11 | 0 | 2.222 | 2.5 | 72.2 |
| 2/1/19 3:21 | 0 | 2.222 | 2.5 | 72.2 |
| 2/1/19 3:31 | 0 | 2.231 | 2.5 | 72.1 |
| 2/1/19 3:41 | 0 | 2.213 | 2.3 | 72.1 |
| 2/1/19 3:51 | 0 | 2.213 | 2.3 | 72.1 |
| 2/1/19 4:01 | 0 | 2.213 | 2.3 | 72.1 |
| 2/1/19 4:11 | 0 | 2.213 | 2.3 | 72.1 |
| 2/1/19 4:21 | 0 | 2.213 | 2.3 | 72.1 |
| 2/1/19 4:31 | 0 | 2.222 | 2.3 | 72.1 |
| 2/1/19 4:41 | 0 | 2.213 | 2.5 | 72.1 |
| 2/1/19 4:51 | 0 | 2.213 | 2.5 | 72.1 |
| 2/1/19 5:01 | 0 | 2.213 | 2.7 | 72.1 |
| 2/1/19 5:11 | 0 | 2.213 | 2.7 | 72.1 |
| 2/1/19 5:21 | 0 | 2.204 | 2.8 | 72.1 |
| 2/1/19 5:31 | 0 | 2.213 | 2.7 | 72.1 |
| 2/1/19 5:41 | 0 | 2.213 | 2.7 | 72.0 |
| 2/1/19 5:51 | 0 | 2.204 | 2.7 | 72.0 |
| 2/1/19 6:01 | 0 | 2.204 | 2.7 | 71.9 |
| 2/1/19 6:11 | 0 | 2.204 | 2.7 | 71.9 |
| 2/1/19 6:21 | 0 | 2.204 | 2.7 | 71.9 |
| 2/1/19 6:31 | 0 | 2.204 | 2.7 | 71.9 |
| 2/1/19 6:41 | 0 | 2.204 | 2.7 | 72.0 |
| 2/1/19 6:51 | 0 | 2.204 | 2.8 | 72.0 |
| 2/1/19 7:01 | 0 | 2.204 | 2.8 | 72.0 |
| 2/1/19 7:11 | 0 | 2.204 | 3.0 | 72.1 |
| 2/1/19 7:21 | 0 | 2.204 | 3.0 | 72.2 |
| 2/1/19 7:31 | 0 | 2.204 | 3.2 | 72.1 |
| 2/1/19 7:41 | 0 | 2.204 | 3.2 | 72.1 |
| 2/1/19 7:51 | 0 | 2.204 | 3.4 | 72.0 |
| 2/1/19 8:01 | 0 | 2.204 | 3.4 | 72.0 |
| 2/1/19 8:11 | 0 | 2.204 | 3.6 | 71.9 |
| 2/1/19 8:21 | 0 | 2.204 | 3.9 | 71.8 |
| 2/1/19 8:31 | 0 | 2.204 | 4.5 | 71.8 |
| 2/1/19 8:41 | 0 | 2.213 | 5.4 | 71.8 |
| 2/1/19 8:51 | 0 | 2.213 | 6.3 | 71.7 |
| 2/1/19 9:01 | 0 | 2.222 | 6.8 | 71.4 |
| 2/1/19 9:11 | 0 | 2.222 | 7.3 | 71.0 |
| 2/1/19 9:21 | 0 | 2.231 | 7.9 | 70.7 |
| 2/1/19 9:31 | 0 | 2.231 | 8.4 | 70.2 |
| 2/1/19 9:41 | 0 | 2.239 | 9.0 | 69.8 |
| 2/1/19 9:51 | 0 | 2.239 | 9.3 | 69.4 |
| 2/1/19 10:01 | 0 | 2.248 | 10.4 | 69.0 |
| 2/1/19 10:11 | 0 | 2.257 | 11.7 | 68.6 |
| 2/1/19 10:21 | 0 | 2.257 | 13.1 | 68.0 |

## South Monitoring Station

| Time Stamp | $H_2S$ (PPB) | Battery (Volts) | Temperature (°F) | Humidity (%) |
|---|---|---|---|---|
| 2/1/19 10:31 | 0 | 2.266 | 14.5 | 67.2 |
| 2/1/19 10:41 | 0 | 2.275 | 15.8 | 66.2 |
| 2/1/19 10:51 | 0 | 2.283 | 16.7 | 65.1 |
| 2/1/19 11:01 | 0 | 2.292 | 17.6 | 63.8 |
| 2/1/19 11:11 | 0 | 2.292 | 18.9 | 62.7 |
| 2/1/19 11:21 | 0 | 2.301 | 20.3 | 61.5 |
| 2/1/19 11:31 | 0 | 2.310 | 21.4 | 60.1 |
| 2/1/19 11:41 | 0 | 2.318 | 22.1 | 58.9 |
| 2/1/19 11:51 | 0 | 2.318 | 22.8 | 57.5 |
| 2/1/19 12:01 | 0 | 2.327 | 23.7 | 56.4 |
| 2/1/19 12:11 | 0 | 2.336 | 24.8 | 55.1 |
| 2/1/19 12:21 | 0 | 2.336 | 25.5 | 53.8 |
| 2/1/19 12:31 | 0 | 2.345 | 25.2 | 52.6 |
| 2/1/19 12:41 | 0 | 2.345 | 24.3 | 51.6 |
| 2/1/19 12:51 | 0 | 2.345 | 23.4 | 50.8 |
| 2/1/19 13:01 | 0 | 2.354 | 23.2 | 50.3 |
| 2/1/19 13:11 | 0 | 2.354 | 23.9 | 49.9 |
| 2/1/19 13:21 | 0 | 2.354 | 24.3 | 49.5 |
| 2/1/19 13:31 | 0 | 2.362 | 24.6 | 49.1 |
| 2/1/19 13:41 | 0 | 2.362 | 25.0 | 48.6 |
| 2/1/19 13:51 | 0 | 2.362 | 25.5 | 48.1 |
| 2/1/19 14:01 | 0 | 2.362 | 25.5 | 47.6 |
| 2/1/19 14:11 | 0 | 2.371 | 25.5 | 47.0 |
| 2/1/19 14:21 | 0 | 2.371 | 25.7 | 46.4 |
| 2/1/19 14:31 | 0 | 2.371 | 25.7 | 45.9 |
| 2/1/19 14:41 | 0 | 2.371 | 25.5 | 45.2 |
| 2/1/19 14:51 | 0 | 2.371 | 25.5 | 44.7 |
| 2/1/19 15:01 | 0 | 2.371 | 25.2 | 44.2 |
| 2/1/19 15:11 | 0 | 2.380 | 24.6 | 43.7 |
| 2/1/19 15:21 | 0 | 2.380 | 24.4 | 43.4 |
| 2/1/19 15:31 | 0 | 2.380 | 24.4 | 43.0 |
| 2/1/19 15:41 | 0 | 2.380 | 24.3 | 42.6 |
| 2/1/19 15:51 | 0 | 2.380 | 23.9 | 42.3 |
| 2/1/19 16:01 | 0 | 2.380 | 23.5 | 42.0 |
| 2/1/19 16:11 | 0 | 2.380 | 22.8 | 41.8 |
| 2/1/19 16:21 | 0 | 2.380 | 21.9 | 41.6 |
| 2/1/19 16:31 | 0 | 2.371 | 21.2 | 41.2 |
| 2/1/19 16:41 | 0 | 2.371 | 20.5 | 40.9 |
| 2/1/19 16:51 | 0 | 2.371 | 19.6 | 40.5 |
| 2/1/19 17:01 | 0 | 2.371 | 18.9 | 40.4 |
| 2/1/19 17:11 | 0 | 2.362 | 18.0 | 40.4 |
| 2/1/19 17:21 | 0 | 2.362 | 16.7 | 40.6 |
| 2/1/19 17:31 | 0 | 2.354 | 15.4 | 41.1 |
| 2/1/19 17:41 | 0 | 2.354 | 14.2 | 41.6 |
| 2/1/19 17:51 | 0 | 2.345 | 12.9 | 42.1 |
| 2/1/19 18:01 | 0 | 2.336 | 11.8 | 42.7 |
| 2/1/19 18:11 | 0 | 2.327 | 10.8 | 43.5 |
| 2/1/19 18:21 | 0 | 2.318 | 9.7 | 44.2 |
| 2/1/19 18:31 | 0 | 2.310 | 8.8 | 44.9 |
| 2/1/19 18:41 | 0 | 2.301 | 7.9 | 45.7 |
| 2/1/19 18:51 | 0 | 2.292 | 7.0 | 46.7 |
| 2/1/19 19:01 | 0 | 2.292 | 6.3 | 47.7 |
| 2/1/19 19:11 | 0 | 2.275 | 5.5 | 48.7 |
| 2/1/19 19:21 | 0 | 2.266 | 4.8 | 49.7 |
| 2/1/19 19:31 | 0 | 2.257 | 4.1 | 50.7 |
| 2/1/19 19:41 | 0 | 2.248 | 3.6 | 51.6 |
| 2/1/19 19:51 | 0 | 2.239 | 3.0 | 52.5 |
| 2/1/19 20:01 | 0 | 2.231 | 2.3 | 53.4 |
| 2/1/19 20:11 | 0 | 2.222 | 1.9 | 54.3 |

## South Monitoring Station

| Time Stamp | $H_2S$ (PPB) | Battery (Volts) | Temperature (°F) | Humidity (%) |
|---|---|---|---|---|
| 2/1/19 20:21 | 0 | 2.213 | 1.4 | 55.2 |
| 2/1/19 20:31 | 0 | 2.204 | 0.9 | 56.0 |
| 2/1/19 20:41 | 0 | 2.187 | 0.5 | 56.9 |
| 2/1/19 20:51 | 0 | 2.178 | 0.0 | 57.6 |
| 2/1/19 21:01 | 0 | 2.169 | -0.2 | 58.5 |
| 2/1/19 21:11 | 0 | 2.160 | -0.6 | 59.3 |
| 2/1/19 21:21 | 0 | 2.160 | -0.8 | 60.1 |
| 2/1/19 21:31 | 0 | 2.143 | -1.1 | 60.8 |
| 2/1/19 21:41 | 0 | 2.134 | -1.3 | 61.5 |
| 2/1/19 21:51 | 0 | 2.134 | -1.7 | 62.1 |
| 2/1/19 22:01 | 0 | 2.116 | -2.0 | 62.6 |
| 2/1/19 22:11 | 0 | 2.116 | -2.2 | 63.2 |
| 2/1/19 22:21 | 0 | 2.108 | -2.4 | 63.7 |
| 2/1/19 22:31 | 0 | 2.099 | -2.7 | 64.2 |
| 2/1/19 22:41 | 0 | 2.090 | -2.9 | 64.6 |
| 2/1/19 22:51 | 0 | 2.081 | -3.1 | 65.1 |
| 2/1/19 23:01 | 0 | 2.073 | -3.3 | 65.5 |
| 2/1/19 23:11 | 0 | 2.064 | -3.5 | 65.9 |
| 2/1/19 23:21 | 0 | 2.055 | -3.5 | 66.4 |
| 2/1/19 23:31 | 0 | 2.037 | -3.5 | 66.8 |
| 2/1/19 23:41 | 0 | 2.046 | -3.3 | 67.3 |
| 2/1/19 23:51 | 0 | 2.037 | -3.3 | 67.8 |
| 2/2/19 0:01 | 0 | 2.029 | -3.1 | 68.2 |
| 2/2/19 0:11 | 0 | 2.037 | -3.1 | 68.6 |
| 2/2/19 0:21 | 0 | 2.029 | -2.9 | 69.1 |
| 2/2/19 0:31 | 0 | 2.029 | -2.7 | 69.5 |
| 2/2/19 0:41 | 0 | 2.029 | -2.7 | 70.0 |
| 2/2/19 0:51 | 0 | 2.029 | -2.6 | 70.4 |
| 2/2/19 1:01 | 0 | 2.029 | -2.4 | 70.9 |
| 2/2/19 1:11 | 0 | 2.029 | -2.2 | 71.3 |
| 2/2/19 1:21 | 0 | 2.029 | -2.0 | 71.7 |
| 2/2/19 1:31 | 0 | 2.029 | -1.8 | 72.2 |
| 2/2/19 1:41 | 0 | 2.029 | -1.5 | 72.6 |
| 2/2/19 1:51 | 0 | 2.029 | -1.1 | 73.1 |
| 2/2/19 2:01 | 0 | 2.037 | -0.9 | 73.7 |
| 2/2/19 2:11 | 0 | 2.046 | -0.6 | 74.2 |
| 2/2/19 2:21 | 0 | 2.046 | -0.2 | 74.7 |
| 2/2/19 2:31 | 0 | 2.037 | 0.0 | 75.1 |
| 2/2/19 2:41 | 0 | 2.055 | 0.1 | 75.5 |
| 2/2/19 2:51 | 0 | 2.055 | 0.1 | 75.7 |
| 2/2/19 3:01 | 0 | 2.055 | 0.1 | 75.9 |
| 2/2/19 3:11 | 0 | 2.055 | 0.1 | 76.1 |
| 2/2/19 3:21 | 0 | 2.055 | 0.0 | 76.3 |
| 2/2/19 3:31 | 0 | 2.055 | 0.0 | 76.4 |
| 2/2/19 3:41 | 0 | 2.055 | 0.1 | 76.5 |
| 2/2/19 3:51 | 0 | 2.055 | 0.1 | 76.6 |
| 2/2/19 4:01 | 0 | 2.055 | 0.1 | 76.7 |
| 2/2/19 4:11 | 0 | 2.055 | 0.1 | 76.8 |
| 2/2/19 4:21 | 0 | 2.046 | 0.1 | 76.9 |
| 2/2/19 4:31 | 0 | 2.046 | 0.0 | 77.0 |
| 2/2/19 4:41 | 0 | 2.046 | 0.0 | 77.1 |
| 2/2/19 4:51 | 0 | 2.046 | 0.0 | 77.2 |
| 2/2/19 5:01 | 0 | 2.046 | 0.0 | 77.3 |
| 2/2/19 5:11 | 0 | 2.046 | 0.1 | 77.5 |
| 2/2/19 5:21 | 0 | 2.046 | 0.5 | 77.7 |
| 2/2/19 5:31 | 0 | 2.046 | 0.9 | 78.1 |
| 2/2/19 5:41 | 0 | 2.055 | 1.4 | 78.4 |
| 2/2/19 5:51 | 0 | 2.055 | 1.8 | 78.8 |
| 2/2/19 6:01 | 0 | 2.064 | 2.1 | 79.2 |

## South Monitoring Station

| Time Stamp | $H_2S$ (PPB) | Battery (Volts) | Temperature (°F) | Humidity (%) |
|---|---|---|---|---|
| 2/2/19 6:11 | 0 | 2.055 | 2.5 | 79.6 |
| 2/2/19 6:21 | 0 | 2.073 | 2.8 | 79.9 |
| 2/2/19 6:31 | 0 | 2.064 | 3.0 | 80.2 |
| 2/2/19 6:41 | 0 | 2.081 | 3.6 | 80.4 |
| 2/2/19 6:51 | 0 | 2.073 | 3.9 | 80.7 |
| 2/2/19 7:01 | 0 | 2.081 | 4.3 | 81.0 |
| 2/2/19 7:11 | 0 | 2.090 | 4.6 | 81.3 |
| 2/2/19 7:21 | 0 | 2.090 | 5.0 | 81.5 |
| 2/2/19 7:31 | 0 | 2.099 | 5.5 | 81.6 |
| 2/2/19 7:41 | 0 | 2.108 | 6.1 | 81.8 |
| 2/2/19 7:51 | 0 | 2.116 | 6.6 | 82.1 |
| 2/2/19 8:01 | 0 | 2.125 | 7.3 | 82.3 |
| 2/2/19 8:11 | 0 | 2.134 | 8.1 | 82.7 |
| 2/2/19 8:21 | 0 | 2.143 | 9.0 | 83.0 |
| 2/2/19 8:31 | 0 | 2.152 | 9.5 | 83.3 |
| 2/2/19 8:41 | 0 | 2.160 | 10.4 | 83.6 |
| 2/2/19 8:51 | 0 | 2.169 | 11.5 | 83.9 |
| 2/2/19 9:01 | 0 | 2.178 | 12.6 | 83.9 |
| 2/2/19 9:11 | 0 | 2.187 | 13.6 | 83.8 |
| 2/2/19 9:21 | 0 | 2.196 | 14.9 | 83.5 |
| 2/2/19 9:31 | 0 | 2.213 | 16.2 | 83.2 |
| 2/2/19 9:41 | 0 | 2.222 | 17.8 | 82.7 |
| 2/2/19 9:51 | 0 | 2.231 | 19.2 | 82.1 |
| 2/2/19 10:01 | 0 | 2.248 | 20.5 | 81.2 |
| 2/2/19 10:11 | 0 | 2.257 | 21.7 | 80.3 |
| 2/2/19 10:21 | 0 | 2.266 | 22.8 | 79.2 |
| 2/2/19 10:31 | 0 | 2.275 | 23.9 | 78.3 |
| 2/2/19 10:41 | 0 | 2.283 | 24.8 | 77.3 |
| 2/2/19 10:51 | 0 | 2.292 | 26.1 | 76.4 |
| 2/2/19 11:01 | 0 | 2.301 | 27.3 | 75.5 |
| 2/2/19 11:11 | 0 | 2.310 | 28.4 | 74.4 |
| 2/2/19 11:21 | 0 | 2.318 | 29.5 | 73.5 |
| 2/2/19 11:31 | 0 | 2.327 | 31.1 | 72.7 |
| 2/2/19 11:41 | 0 | 2.336 | 32.4 | 71.6 |
| 2/2/19 11:51 | 0 | 2.336 | 33.6 | 70.4 |
| 2/2/19 12:01 | 0 | 2.345 | 35.4 | 69.5 |
| 2/2/19 12:11 | 0 | 2.354 | 37.0 | 68.1 |
| 2/2/19 12:21 | 0 | 2.362 | 37.9 | 66.7 |
| 2/2/19 12:31 | 0 | 2.371 | 38.1 | 65.3 |
| 2/2/19 12:41 | 0 | 2.371 | 37.6 | 64.3 |
| 2/2/19 12:51 | 0 | 2.380 | 37.0 | 63.7 |
| 2/2/19 13:01 | 0 | 2.380 | 36.3 | 63.4 |
| 2/2/19 13:11 | 0 | 2.389 | 36.1 | 63.5 |
| 2/2/19 13:21 | 0 | 2.389 | 35.8 | 63.7 |
| 2/2/19 13:31 | 0 | 2.398 | 35.6 | 63.9 |
| 2/2/19 13:41 | 0 | 2.398 | 35.6 | 64.1 |
| 2/2/19 13:51 | 0 | 2.398 | 35.8 | 64.4 |
| 2/2/19 14:01 | 0 | 2.406 | 36.0 | 64.6 |
| 2/2/19 14:11 | 0 | 2.406 | 36.1 | 64.8 |
| 2/2/19 14:21 | 0 | 2.406 | 36.5 | 65.1 |
| 2/2/19 14:31 | 0 | 2.415 | 36.9 | 65.2 |
| 2/2/19 14:41 | 0 | 2.415 | 37.0 | 65.4 |
| 2/2/19 14:51 | 0 | 2.415 | 37.4 | 65.6 |
| 2/2/19 15:01 | 0 | 2.424 | 37.6 | 65.8 |
| 2/2/19 15:11 | 0 | 2.424 | 37.8 | 65.9 |
| 2/2/19 15:21 | 0 | 2.424 | 37.9 | 66.0 |
| 2/2/19 15:31 | 0 | 2.433 | 37.9 | 66.1 |
| 2/2/19 15:41 | 0 | 2.433 | 38.1 | 66.3 |
| 2/2/19 15:51 | 0 | 2.433 | 38.5 | 66.4 |

## South Monitoring Station

| Time Stamp | $H_2S$ (PPB) | Battery (Volts) | Temperature (°F) | Humidity (%) |
|---|---|---|---|---|
| 2/2/19 16:01 | 0 | 2.433 | 38.7 | 66.2 |
| 2/2/19 16:11 | 0 | 2.441 | 38.7 | 66.0 |
| 2/2/19 16:21 | 0 | 2.441 | 38.8 | 65.9 |
| 2/2/19 16:31 | 0 | 2.441 | 38.8 | 65.8 |
| 2/2/19 16:41 | 0 | 2.450 | 38.8 | 65.8 |
| 2/2/19 16:51 | 0 | 2.450 | 38.7 | 65.9 |
| 2/2/19 17:01 | 0 | 2.450 | 38.7 | 66.1 |
| 2/2/19 17:11 | 0 | 2.450 | 38.7 | 66.3 |
| 2/2/19 17:21 | 0 | 2.450 | 38.7 | 66.6 |
| 2/2/19 17:31 | 0 | 2.459 | 38.7 | 67.0 |
| 2/2/19 17:41 | 0 | 2.459 | 38.7 | 67.5 |
| 2/2/19 17:51 | 0 | 2.459 | 38.7 | 68.1 |
| 2/2/19 18:01 | 0 | 2.459 | 38.8 | 68.7 |
| 2/2/19 18:11 | 0 | 2.459 | 38.8 | 69.2 |
| 2/2/19 18:21 | 0 | 2.468 | 38.8 | 69.7 |
| 2/2/19 18:31 | 0 | 2.468 | 38.8 | 70.1 |
| 2/2/19 18:41 | 0 | 2.468 | 38.8 | 70.4 |
| 2/2/19 18:51 | 0 | 2.468 | 38.7 | 70.8 |
| 2/2/19 19:01 | 0 | 2.468 | 38.7 | 71.3 |
| 2/2/19 19:11 | 0 | 2.468 | 38.7 | 71.9 |
| 2/2/19 19:21 | 0 | 2.468 | 38.5 | 72.5 |
| 2/2/19 19:31 | 0 | 2.468 | 38.3 | 73.1 |
| 2/2/19 19:41 | 0 | 2.468 | 38.3 | 73.7 |
| 2/2/19 19:51 | 0 | 2.477 | 38.1 | 74.3 |
| 2/2/19 20:01 | 0 | 2.477 | 37.9 | 74.9 |
| 2/2/19 20:11 | 0 | 2.477 | 37.8 | 75.6 |
| 2/2/19 20:21 | 0 | 2.477 | 37.6 | 76.2 |
| 2/2/19 20:31 | 0 | 2.477 | 37.4 | 77.1 |
| 2/2/19 20:41 | 0 | 2.477 | 37.0 | 78.3 |
| 2/2/19 20:51 | 0 | 2.477 | 36.9 | 79.5 |
| 2/2/19 21:01 | 0 | 2.477 | 36.5 | 80.8 |
| 2/2/19 21:11 | 0 | 2.477 | 36.3 | 81.9 |
| 2/2/19 21:21 | 0 | 2.477 | 36.1 | 82.9 |
| 2/2/19 21:31 | 0 | 2.477 | 36.0 | 83.9 |
| 2/2/19 21:41 | 0 | 2.477 | 35.8 | 84.7 |
| 2/2/19 21:51 | 0 | 2.477 | 35.6 | 85.5 |
| 2/2/19 22:01 | 0 | 2.477 | 35.6 | 86.2 |
| 2/2/19 22:11 | 0 | 2.477 | 35.4 | 86.9 |
| 2/2/19 22:21 | 0 | 2.477 | 35.4 | 87.6 |
| 2/2/19 22:31 | 0 | 2.477 | 35.2 | 88.1 |
| 2/2/19 22:41 | 0 | 2.477 | 35.1 | 88.6 |
| 2/2/19 22:51 | 0 | 2.477 | 35.1 | 89.1 |
| 2/2/19 23:01 | 0 | 2.468 | 34.9 | 89.6 |
| 2/2/19 23:11 | 0 | 2.468 | 34.9 | 90.1 |
| 2/2/19 23:21 | 0 | 2.468 | 34.7 | 90.5 |
| 2/2/19 23:31 | 0 | 2.468 | 34.5 | 90.8 |
| 2/2/19 23:41 | 0 | 2.468 | 34.5 | 91.1 |
| 2/2/19 23:51 | 0 | 2.468 | 34.3 | 91.4 |
| 2/3/19 0:01 | 0 | 2.468 | 34.3 | 91.7 |
| 2/3/19 0:11 | 0 | 2.468 | 34.2 | 92.0 |
| 2/3/19 0:21 | 0 | 2.468 | 34.0 | 92.3 |
| 2/3/19 0:31 | 0 | 2.468 | 34.0 | 92.6 |
| 2/3/19 0:41 | 0 | 2.468 | 34.0 | 92.8 |
| 2/3/19 0:51 | 0 | 2.468 | 33.8 | 93.0 |
| 2/3/19 1:01 | 0 | 2.468 | 33.8 | 93.3 |
| 2/3/19 1:11 | 0 | 2.468 | 33.6 | 93.5 |
| 2/3/19 1:21 | 0 | 2.468 | 33.6 | 93.7 |
| 2/3/19 1:31 | 0 | 2.468 | 33.6 | 93.9 |
| 2/3/19 1:41 | 0 | 2.468 | 33.6 | 94.1 |

## South Monitoring Station

| Time Stamp | $H_2S$ (PPB) | Battery (Volts) | Temperature (°F) | Humidity (%) |
|---|---|---|---|---|
| 2/3/19 1:51 | 0 | 2.468 | 33.6 | 94.4 |
| 2/3/19 2:01 | 0 | 2.468 | 33.6 | 94.6 |
| 2/3/19 2:11 | 0 | 2.468 | 33.4 | 94.8 |
| 2/3/19 2:21 | 0 | 2.468 | 33.4 | 95.0 |
| 2/3/19 2:31 | 0 | 2.468 | 33.4 | 95.2 |
| 2/3/19 2:41 | 0 | 2.468 | 33.4 | 95.4 |
| 2/3/19 2:51 | 0 | 2.459 | 33.4 | 95.5 |
| 2/3/19 3:01 | 0 | 2.459 | 33.3 | 95.6 |
| 2/3/19 3:11 | 0 | 2.459 | 33.3 | 95.7 |
| 2/3/19 3:21 | 0 | 2.459 | 33.3 | 95.9 |
| 2/3/19 3:31 | 0 | 2.459 | 33.3 | 96.0 |
| 2/3/19 3:41 | 0 | 2.459 | 33.3 | 96.2 |
| 2/3/19 3:51 | 0 | 2.459 | 33.3 | 96.3 |
| 2/3/19 4:01 | 0 | 2.459 | 33.1 | 96.5 |
| 2/3/19 4:11 | 0 | 2.459 | 33.1 | 96.6 |
| 2/3/19 4:21 | 0 | 2.459 | 33.1 | 96.7 |
| 2/3/19 4:31 | 0 | 2.459 | 33.1 | 96.8 |
| 2/3/19 4:41 | 0 | 2.459 | 33.1 | 97.0 |
| 2/3/19 4:51 | 0 | 2.459 | 33.1 | 97.1 |
| 2/3/19 5:01 | 0 | 2.459 | 33.1 | 97.2 |
| 2/3/19 5:11 | 0 | 2.459 | 33.1 | 97.3 |
| 2/3/19 5:21 | 0 | 2.459 | 33.1 | 97.5 |
| 2/3/19 5:31 | 0 | 2.459 | 33.1 | 97.5 |
| 2/3/19 5:41 | 0 | 2.459 | 33.1 | 97.7 |
| 2/3/19 5:51 | 0 | 2.459 | 33.1 | 97.8 |
| 2/3/19 6:01 | 0 | 2.459 | 33.1 | 97.9 |
| 2/3/19 6:11 | 0 | 2.459 | 33.3 | 98.0 |
| 2/3/19 6:21 | 0 | 2.459 | 33.3 | 98.1 |
| 2/3/19 6:31 | 0 | 2.459 | 33.3 | 98.2 |
| 2/3/19 6:41 | 0 | 2.459 | 33.3 | 98.3 |
| 2/3/19 6:51 | 0 | 2.459 | 33.3 | 98.4 |
| 2/3/19 7:01 | 0 | 2.459 | 33.3 | 98.5 |
| 2/3/19 7:11 | 0 | 2.459 | 33.4 | 98.6 |
| 2/3/19 7:21 | 0 | 2.459 | 33.4 | 98.7 |
| 2/3/19 7:31 | 0 | 2.459 | 33.4 | 98.8 |
| 2/3/19 7:41 | 0 | 2.459 | 33.4 | 98.9 |
| 2/3/19 7:51 | 0 | 2.459 | 33.4 | 98.9 |
| 2/3/19 8:01 | 0 | 2.459 | 33.6 | 99.0 |
| 2/3/19 8:11 | 0 | 2.459 | 33.6 | 99.1 |
| 2/3/19 8:21 | 0 | 2.459 | 33.6 | 99.1 |
| 2/3/19 8:31 | 0 | 2.459 | 33.8 | 99.3 |
| 2/3/19 8:41 | 0 | 2.459 | 34.0 | 99.4 |
| 2/3/19 8:51 | 0 | 2.459 | 34.2 | 99.5 |
| 2/3/19 9:01 | 0 | 2.459 | 34.3 | 99.6 |
| 2/3/19 9:11 | 0 | 2.459 | 34.5 | 99.8 |
| 2/3/19 9:21 | 0 | 2.459 | 34.9 | 99.9 |
| 2/3/19 9:31 | 0 | 2.459 | 35.4 | 100.1 |
| 2/3/19 9:41 | 0 | 2.459 | 36.1 | 100.3 |
| 2/3/19 9:51 | 0 | 2.459 | 36.9 | 100.6 |
| 2/3/19 10:01 | 0 | 2.459 | 37.8 | 101.0 |
| 2/3/19 10:11 | 0 | 2.468 | 38.7 | 101.2 |
| 2/3/19 10:21 | 0 | 2.468 | 39.6 | 101.6 |
| 2/3/19 10:31 | 0 | 2.468 | 40.6 | 101.7 |
| 2/3/19 10:41 | 0 | 2.477 | 42.1 | 101.7 |
| 2/3/19 10:51 | 0 | 2.477 | 44.4 | 101.3 |
| 2/3/19 11:01 | 0 | 2.477 | 46.2 | 100.0 |
| 2/3/19 11:11 | 0 | 2.485 | 47.1 | 97.7 |
| 2/3/19 11:21 | 0 | 2.485 | 48.6 | 95.3 |
| 2/3/19 11:31 | 0 | 2.494 | 50.7 | 92.6 |

## South Monitoring Station

| Time Stamp | $H_2S$ (PPB) | Battery (Volts) | Temperature (°F) | Humidity (%) |
|---|---|---|---|---|
| 2/3/19 11:41 | 0 | 2.494 | 52.3 | 89.5 |
| 2/3/19 11:51 | 0 | 2.503 | 53.2 | 86.5 |
| 2/3/19 12:01 | 0 | 2.503 | 54.5 | 83.6 |
| 2/3/19 12:11 | 0 | 2.512 | 56.1 | 80.4 |
| 2/3/19 12:21 | 0 | 2.512 | 57.2 | 77.3 |
| 2/3/19 12:31 | 0 | 2.512 | 57.7 | 74.5 |
| 2/3/19 12:41 | 0 | 2.521 | 58.1 | 72.2 |
| 2/3/19 12:51 | 0 | 2.521 | 58.1 | 70.4 |
| 2/3/19 13:01 | 0 | 2.521 | 58.3 | 69.0 |
| 2/3/19 13:11 | 0 | 2.529 | 59.0 | 67.5 |
| 2/3/19 13:21 | 0 | 2.529 | 59.4 | 66.2 |
| 2/3/19 13:31 | 0 | 2.529 | 59.5 | 64.9 |
| 2/3/19 13:41 | 0 | 2.538 | 59.7 | 63.8 |
| 2/3/19 13:51 | 0 | 2.538 | 59.9 | 62.8 |
| 2/3/19 14:01 | 0 | 2.538 | 60.1 | 61.9 |
| 2/3/19 14:11 | 0 | 2.538 | 60.1 | 61.0 |
| 2/3/19 14:21 | 0 | 2.547 | 59.5 | 60.4 |
| 2/3/19 14:31 | 0 | 2.547 | 59.0 | 60.1 |
| 2/3/19 14:41 | 0 | 2.547 | 58.3 | 60.0 |
| 2/3/19 14:51 | 0 | 2.547 | 57.6 | 60.2 |
| 2/3/19 15:01 | 0 | 2.547 | 57.0 | 60.5 |
| 2/3/19 15:11 | 0 | 2.547 | 56.8 | 60.8 |
| 2/3/19 15:21 | 0 | 2.556 | 56.8 | 61.0 |
| 2/3/19 15:31 | 0 | 2.556 | 56.7 | 61.1 |
| 2/3/19 15:41 | 0 | 2.556 | 56.3 | 61.1 |
| 2/3/19 15:51 | 0 | 2.556 | 55.9 | 61.3 |
| 2/3/19 16:01 | 0 | 2.556 | 55.4 | 61.6 |
| 2/3/19 16:11 | 0 | 2.556 | 55.2 | 61.8 |
| 2/3/19 16:21 | 0 | 2.556 | 54.7 | 62.0 |
| 2/3/19 16:31 | 0 | 2.556 | 54.3 | 62.4 |
| 2/3/19 16:41 | 0 | 2.556 | 53.6 | 62.7 |
| 2/3/19 16:51 | 0 | 2.556 | 53.2 | 63.2 |
| 2/3/19 17:01 | 0 | 2.564 | 52.9 | 63.8 |
| 2/3/19 17:11 | 0 | 2.564 | 52.5 | 64.2 |
| 2/3/19 17:21 | 0 | 2.564 | 52.2 | 64.6 |
| 2/3/19 17:31 | 0 | 2.564 | 51.8 | 65.2 |
| 2/3/19 17:41 | 0 | 2.564 | 51.4 | 65.7 |
| 2/3/19 17:51 | 0 | 2.564 | 51.4 | 66.1 |
| 2/3/19 18:01 | 0 | 2.564 | 51.3 | 66.4 |
| 2/3/19 18:11 | 0 | 2.564 | 51.1 | 66.6 |
| 2/3/19 18:21 | 0 | 2.564 | 51.1 | 66.9 |
| 2/3/19 18:31 | 0 | 2.564 | 51.3 | 67.1 |
| 2/3/19 18:41 | 0 | 2.564 | 51.4 | 67.1 |
| 2/3/19 18:51 | 0 | 2.564 | 51.8 | 67.1 |
| 2/3/19 19:01 | 0 | 2.564 | 52.0 | 66.9 |
| 2/3/19 19:11 | 0 | 2.564 | 52.0 | 66.7 |
| 2/3/19 19:21 | 0 | 2.564 | 52.0 | 66.5 |
| 2/3/19 19:31 | 0 | 2.564 | 52.0 | 66.5 |
| 2/3/19 19:41 | 0 | 2.564 | 52.0 | 66.3 |
| 2/3/19 19:51 | 0 | 2.564 | 51.8 | 66.2 |
| 2/3/19 20:01 | 0 | 2.573 | 51.8 | 66.2 |
| 2/3/19 20:11 | 0 | 2.573 | 51.8 | 66.3 |
| 2/3/19 20:21 | 0 | 2.573 | 51.8 | 66.4 |
| 2/3/19 20:31 | 0 | 2.573 | 51.8 | 66.4 |
| 2/3/19 20:41 | 0 | 2.573 | 51.8 | 66.4 |
| 2/3/19 20:51 | 0 | 2.573 | 51.8 | 66.4 |
| 2/3/19 21:01 | 0 | 2.573 | 51.8 | 66.3 |
| 2/3/19 21:11 | 0 | 2.573 | 51.6 | 66.4 |
| 2/3/19 21:21 | 0 | 2.573 | 51.6 | 66.4 |

## South Monitoring Station

| Time Stamp | $H_2S$ (PPB) | Battery (Volts) | Temperature (°F) | Humidity (%) |
|---|---|---|---|---|
| 2/3/19 21:31 | 0 | 2.573 | 51.6 | 66.5 |
| 2/3/19 21:41 | 0 | 2.573 | 51.6 | 66.6 |
| 2/3/19 21:51 | 0 | 2.573 | 51.6 | 66.6 |
| 2/3/19 22:01 | 0 | 2.573 | 51.6 | 66.6 |
| 2/3/19 22:11 | 0 | 2.573 | 51.6 | 66.6 |
| 2/3/19 22:21 | 0 | 2.573 | 51.8 | 66.6 |
| 2/3/19 22:31 | 0 | 2.573 | 51.8 | 66.5 |
| 2/3/19 22:41 | 0 | 2.573 | 52.0 | 66.4 |
| 2/3/19 22:51 | 0 | 2.573 | 52.0 | 66.3 |
| 2/3/19 23:01 | 0 | 2.582 | 52.0 | 66.3 |
| 2/3/19 23:11 | 0 | 2.582 | 52.0 | 66.4 |
| 2/3/19 23:21 | 0 | 2.582 | 51.8 | 66.4 |
| 2/3/19 23:31 | 0 | 2.582 | 51.8 | 66.5 |
| 2/3/19 23:41 | 0 | 2.582 | 51.6 | 66.6 |
| 2/3/19 23:51 | 0 | 2.582 | 51.4 | 66.9 |
| 2/4/19 0:01 | 0 | 2.582 | 51.3 | 67.1 |
| 2/4/19 0:11 | 0 | 2.582 | 51.3 | 67.3 |
| 2/4/19 0:21 | 0 | 2.582 | 51.1 | 67.6 |
| 2/4/19 0:31 | 0 | 2.582 | 51.3 | 67.8 |
| 2/4/19 0:41 | 0 | 2.582 | 51.3 | 67.9 |
| 2/4/19 0:51 | 0 | 2.582 | 51.3 | 67.9 |
| 2/4/19 1:01 | 0 | 2.582 | 51.3 | 68.0 |
| 2/4/19 1:11 | 0 | 2.582 | 51.1 | 68.0 |
| 2/4/19 1:21 | 0 | 2.582 | 51.1 | 68.1 |
| 2/4/19 1:31 | 0 | 2.582 | 50.9 | 68.2 |
| 2/4/19 1:41 | 0 | 2.582 | 50.7 | 68.4 |
| 2/4/19 1:51 | 0 | 2.582 | 50.7 | 68.5 |
| 2/4/19 2:01 | 0 | 2.582 | 50.5 | 68.7 |
| 2/4/19 2:11 | 0 | 2.582 | 50.4 | 69.0 |
| 2/4/19 2:21 | 0 | 2.582 | 50.2 | 69.3 |
| 2/4/19 2:31 | 0 | 2.582 | 50.2 | 69.4 |
| 2/4/19 2:41 | 0 | 2.582 | 50.0 | 69.6 |
| 2/4/19 2:51 | 0 | 2.582 | 49.8 | 69.8 |
| 2/4/19 3:01 | 0 | 2.582 | 49.6 | 70.1 |
| 2/4/19 3:11 | 0 | 2.582 | 49.6 | 70.4 |
| 2/4/19 3:21 | 0 | 2.582 | 49.5 | 70.8 |
| 2/4/19 3:31 | 0 | 2.582 | 49.5 | 71.0 |
| 2/4/19 3:41 | 0 | 2.582 | 49.5 | 71.3 |
| 2/4/19 3:51 | 0 | 2.582 | 49.3 | 71.6 |
| 2/4/19 4:01 | 0 | 2.582 | 49.3 | 71.9 |
| 2/4/19 4:11 | 0 | 2.582 | 49.1 | 72.2 |
| 2/4/19 4:21 | 0 | 2.582 | 48.9 | 72.3 |
| 2/4/19 4:31 | 0 | 2.582 | 48.6 | 72.3 |
| 2/4/19 4:41 | 0 | 2.582 | 48.2 | 72.6 |
| 2/4/19 4:51 | 0 | 2.582 | 48.2 | 73.0 |
| 2/4/19 5:01 | 0 | 2.582 | 48.2 | 73.3 |
| 2/4/19 5:11 | 0 | 2.582 | 48.2 | 73.4 |
| 2/4/19 5:21 | 0 | 2.582 | 48.2 | 73.5 |
| 2/4/19 5:31 | 0 | 2.582 | 47.8 | 73.4 |
| 2/4/19 5:41 | 0 | 2.582 | 47.7 | 73.5 |
| 2/4/19 5:51 | 0 | 2.582 | 47.3 | 73.6 |
| 2/4/19 6:01 | 0 | 2.582 | 47.1 | 74.0 |
| 2/4/19 6:11 | 0 | 2.573 | 47.1 | 74.3 |
| 2/4/19 6:21 | 0 | 2.573 | 46.8 | 74.2 |
| 2/4/19 6:31 | 0 | 2.573 | 46.2 | 74.1 |
| 2/4/19 6:41 | 0 | 2.573 | 45.7 | 74.0 |
| 2/4/19 6:51 | 0 | 2.573 | 45.3 | 74.4 |
| 2/4/19 7:01 | 0 | 2.573 | 45.0 | 75.1 |
| 2/4/19 7:11 | 0 | 2.573 | 45.0 | 75.8 |

## South Monitoring Station

| Time Stamp | $H_2S$ (PPB) | Battery (Volts) | Temperature (°F) | Humidity (%) |
|---|---|---|---|---|
| 2/4/19 7:21 | 0 | 2.573 | 45.1 | 76.6 |
| 2/4/19 7:31 | 0 | 2.573 | 45.5 | 77.2 |
| 2/4/19 7:41 | 0 | 2.573 | 45.7 | 77.4 |
| 2/4/19 7:51 | 0 | 2.573 | 45.9 | 77.6 |
| 2/4/19 8:01 | 0 | 2.573 | 46.2 | 77.8 |
| 2/4/19 8:11 | 0 | 2.573 | 46.8 | 77.9 |
| 2/4/19 8:21 | 0 | 2.573 | 47.1 | 77.6 |
| 2/4/19 8:31 | 0 | 2.573 | 47.5 | 77.3 |
| 2/4/19 8:41 | 0 | 2.573 | 48.0 | 77.0 |
| 2/4/19 8:51 | 0 | 2.573 | 48.6 | 76.6 |
| 2/4/19 9:01 | 0 | 2.573 | 49.1 | 76.1 |
| 2/4/19 9:11 | 0 | 2.573 | 49.6 | 75.6 |
| 2/4/19 9:21 | 0 | 2.573 | 50.5 | 75.0 |
| 2/4/19 9:31 | 0 | 2.573 | 51.1 | 74.3 |
| 2/4/19 9:41 | 0 | 2.573 | 52.0 | 73.6 |
| 2/4/19 9:51 | 0 | 2.573 | 52.7 | 72.8 |
| 2/4/19 10:01 | 0 | 2.573 | 53.6 | 71.8 |
| 2/4/19 10:11 | 0 | 2.573 | 54.5 | 70.8 |
| 2/4/19 10:21 | 0 | 2.582 | 55.9 | 69.7 |
| 2/4/19 10:31 | 0 | 2.582 | 57.6 | 68.3 |
| 2/4/19 10:41 | 0 | 2.582 | 59.0 | 66.6 |
| 2/4/19 10:51 | 0 | 2.582 | 60.6 | 64.8 |
| 2/4/19 11:01 | 0 | 2.582 | 61.7 | 63.0 |
| 2/4/19 11:11 | 0 | 2.591 | 62.6 | 61.3 |
| 2/4/19 11:21 | 0 | 2.591 | 63.5 | 59.8 |
| 2/4/19 11:31 | 0 | 2.591 | 64.0 | 58.5 |
| 2/4/19 11:41 | 0 | 2.591 | 64.6 | 57.7 |
| 2/4/19 11:51 | 0 | 2.591 | 64.9 | 57.1 |
| 2/4/19 12:01 | 0 | 2.591 | 65.3 | 56.5 |
| 2/4/19 12:11 | 0 | 2.600 | 66.2 | 55.9 |
| 2/4/19 12:21 | 0 | 2.600 | 66.7 | 55.2 |
| 2/4/19 12:31 | 0 | 2.600 | 66.7 | 54.6 |
| 2/4/19 12:41 | 0 | 2.600 | 66.4 | 54.2 |
| 2/4/19 12:51 | 0 | 2.600 | 66.0 | 54.1 |
| 2/4/19 13:01 | 0 | 2.600 | 65.8 | 54.4 |
| 2/4/19 13:11 | 0 | 2.600 | 66.0 | 54.6 |
| 2/4/19 13:21 | 0 | 2.608 | 66.2 | 54.7 |
| 2/4/19 13:31 | 0 | 2.608 | 66.4 | 54.6 |
| 2/4/19 13:41 | 0 | 2.608 | 66.7 | 54.3 |
| 2/4/19 13:51 | 0 | 2.608 | 66.7 | 54.0 |
| 2/4/19 14:01 | 0 | 2.608 | 66.7 | 53.5 |
| 2/4/19 14:11 | 0 | 2.608 | 66.7 | 53.2 |
| 2/4/19 14:21 | 0 | 2.608 | 66.6 | 53.0 |
| 2/4/19 14:31 | 0 | 2.608 | 66.6 | 52.8 |
| 2/4/19 14:41 | 0 | 2.608 | 66.6 | 52.5 |
| 2/4/19 14:51 | 0 | 2.608 | 66.2 | 52.3 |
| 2/4/19 15:01 | 0 | 2.608 | 66.0 | 52.2 |
| 2/4/19 15:11 | 0 | 2.608 | 65.5 | 52.3 |
| 2/4/19 15:21 | 0 | 2.608 | 65.1 | 51.9 |
| 2/4/19 15:31 | 0 | 2.608 | 64.8 | 51.8 |
| 2/4/19 15:41 | 0 | 2.608 | 64.4 | 51.7 |
| 2/4/19 15:51 | 0 | 2.617 | 64.0 | 51.5 |
| 2/4/19 16:01 | 0 | 2.617 | 63.7 | 51.5 |
| 2/4/19 16:11 | 0 | 2.608 | 63.3 | 51.7 |
| 2/4/19 16:21 | 0 | 2.608 | 62.8 | 51.8 |
| 2/4/19 16:31 | 0 | 2.608 | 62.2 | 52.0 |
| 2/4/19 16:41 | 0 | 2.608 | 61.5 | 52.2 |
| 2/4/19 16:51 | 0 | 2.608 | 60.4 | 52.6 |
| 2/4/19 17:01 | 0 | 2.608 | 59.2 | 53.0 |

## South Monitoring Station

| Time Stamp | $H_2S$ (PPB) | Battery (Volts) | Temperature (°F) | Humidity (%) |
|---|---|---|---|---|
| 2/4/19 17:11 | 0 | 2.608 | 57.9 | 53.7 |
| 2/4/19 17:21 | 0 | 2.608 | 56.5 | 54.6 |
| 2/4/19 17:31 | 0 | 2.608 | 55.2 | 55.6 |
| 2/4/19 17:41 | 0 | 2.608 | 54.1 | 56.8 |
| 2/4/19 17:51 | 0 | 2.608 | 53.2 | 58.0 |
| 2/4/19 18:01 | 0 | 2.608 | 52.5 | 59.0 |
| 2/4/19 18:11 | 0 | 2.600 | 51.6 | 60.0 |
| 2/4/19 18:21 | 0 | 2.600 | 50.7 | 61.1 |
| 2/4/19 18:31 | 0 | 2.600 | 50.0 | 62.3 |
| 2/4/19 18:41 | 0 | 2.600 | 49.3 | 63.5 |
| 2/4/19 18:51 | 0 | 2.600 | 48.7 | 64.5 |
| 2/4/19 19:01 | 0 | 2.591 | 48.4 | 65.6 |
| 2/4/19 19:11 | 0 | 2.591 | 47.8 | 66.5 |
| 2/4/19 19:21 | 0 | 2.591 | 47.1 | 67.0 |
| 2/4/19 19:31 | 0 | 2.591 | 46.4 | 67.7 |
| 2/4/19 19:41 | 0 | 2.591 | 46.0 | 68.6 |
| 2/4/19 19:51 | 0 | 2.582 | 45.5 | 69.5 |
| 2/4/19 20:01 | 0 | 2.582 | 45.3 | 70.4 |
| 2/4/19 20:11 | 0 | 2.582 | 45.1 | 71.3 |
| 2/4/19 20:21 | 0 | 2.582 | 44.8 | 72.1 |
| 2/4/19 20:31 | 0 | 2.582 | 44.8 | 72.9 |
| 2/4/19 20:41 | 0 | 2.582 | 44.6 | 73.6 |
| 2/4/19 20:51 | 0 | 2.582 | 44.6 | 74.1 |
| 2/4/19 21:01 | 0 | 2.573 | 44.6 | 74.9 |
| 2/4/19 21:11 | 0 | 2.573 | 44.8 | 75.5 |
| 2/4/19 21:21 | 0 | 2.573 | 45.3 | 76.0 |
| 2/4/19 21:31 | 0 | 2.573 | 46.0 | 76.2 |
| 2/4/19 21:41 | 0 | 2.573 | 46.4 | 76.2 |
| 2/4/19 21:51 | 0 | 2.573 | 47.1 | 76.1 |
| 2/4/19 22:01 | 0 | 2.573 | 48.2 | 75.6 |
| 2/4/19 22:11 | 0 | 2.573 | 49.5 | 74.7 |
| 2/4/19 22:21 | 0 | 2.573 | 50.7 | 73.4 |
| 2/4/19 22:31 | 0 | 2.573 | 51.6 | 72.0 |
| 2/4/19 22:41 | 0 | 2.573 | 52.5 | 70.5 |
| 2/4/19 22:51 | 0 | 2.573 | 53.1 | 69.2 |
| 2/4/19 23:01 | 0 | 2.582 | 53.4 | 68.1 |
| 2/4/19 23:11 | 0 | 2.582 | 53.6 | 67.1 |
| 2/4/19 23:21 | 0 | 2.582 | 53.6 | 66.6 |
| 2/4/19 23:31 | 0 | 2.582 | 53.6 | 66.3 |
| 2/4/19 23:41 | 0 | 2.582 | 53.8 | 66.0 |
| 2/4/19 23:51 | 0 | 2.582 | 54.3 | 65.7 |
| 2/5/19 0:01 | 0 | 2.582 | 54.9 | 65.3 |
| 2/5/19 0:11 | 0 | 2.582 | 55.2 | 65.0 |
| 2/5/19 0:21 | 0 | 2.582 | 55.6 | 64.7 |
| 2/5/19 0:31 | 0 | 2.582 | 55.8 | 64.6 |
| 2/5/19 0:41 | 0 | 2.582 | 55.9 | 64.6 |
| 2/5/19 0:51 | 0 | 2.582 | 56.1 | 64.5 |
| 2/5/19 1:01 | 0 | 2.582 | 56.1 | 64.4 |
| 2/5/19 1:11 | 0 | 2.582 | 56.1 | 64.3 |
| 2/5/19 1:21 | 0 | 2.582 | 56.1 | 64.6 |
| 2/5/19 1:31 | 0 | 2.582 | 56.1 | 65.3 |
| 2/5/19 1:41 | 0 | 2.582 | 55.8 | 66.3 |
| 2/5/19 1:51 | 0 | 2.582 | 55.6 | 67.0 |
| 2/5/19 2:01 | 0 | 2.582 | 55.4 | 67.9 |
| 2/5/19 2:11 | 0 | 2.582 | 55.2 | 68.6 |
| 2/5/19 2:21 | 0 | 2.582 | 55.4 | 69.3 |
| 2/5/19 2:31 | 0 | 2.582 | 55.4 | 70.0 |
| 2/5/19 2:41 | 0 | 2.582 | 55.6 | 70.7 |
| 2/5/19 2:51 | 0 | 2.582 | 55.6 | 71.2 |

## South Monitoring Station

| Time Stamp | $H_2S$ (PPB) | Battery (Volts) | Temperature (°F) | Humidity (%) |
|---|---|---|---|---|
| 2/5/19 3:01 | 0 | 2.582 | 55.6 | 71.8 |
| 2/5/19 3:11 | 0 | 2.582 | 55.6 | 72.4 |
| 2/5/19 3:21 | 0 | 2.582 | 55.4 | 73.1 |
| 2/5/19 3:31 | 0 | 2.582 | 55.2 | 73.9 |
| 2/5/19 3:41 | 0 | 2.582 | 55.0 | 75.0 |
| 2/5/19 3:51 | 0 | 2.582 | 55.0 | 75.9 |
| 2/5/19 4:01 | 0 | 2.582 | 54.7 | 76.8 |
| 2/5/19 4:11 | 0 | 2.582 | 54.3 | 78.0 |
| 2/5/19 4:21 | 0 | 2.582 | 53.8 | 79.4 |
| 2/5/19 4:31 | 0 | 2.582 | 53.4 | 80.8 |
| 2/5/19 4:41 | 0 | 2.582 | 52.9 | 81.9 |
| 2/5/19 4:51 | 0 | 2.573 | 52.3 | 83.0 |
| 2/5/19 5:01 | 0 | 2.573 | 52.0 | 83.8 |
| 2/5/19 5:11 | 0 | 2.573 | 51.6 | 84.4 |
| 2/5/19 5:21 | 0 | 2.573 | 51.3 | 84.8 |
| 2/5/19 5:31 | 0 | 2.573 | 51.1 | 85.2 |
| 2/5/19 5:41 | 0 | 2.573 | 50.9 | 85.5 |
| 2/5/19 5:51 | 0 | 2.573 | 50.7 | 85.6 |
| 2/5/19 6:01 | 0 | 2.573 | 50.7 | 85.5 |
| 2/5/19 6:11 | 0 | 2.573 | 50.5 | 85.4 |
| 2/5/19 6:21 | 0 | 2.573 | 50.4 | 85.3 |
| 2/5/19 6:31 | 0 | 2.573 | 50.2 | 85.1 |
| 2/5/19 6:41 | 0 | 2.564 | 50.0 | 84.9 |
| 2/5/19 6:51 | 0 | 2.564 | 49.8 | 84.8 |
| 2/5/19 7:01 | 0 | 2.564 | 49.8 | 84.7 |
| 2/5/19 7:11 | 0 | 2.564 | 49.6 | 84.7 |
| 2/5/19 7:21 | 0 | 2.564 | 49.5 | 84.7 |
| 2/5/19 7:31 | 0 | 2.564 | 49.3 | 84.6 |
| 2/5/19 7:41 | 0 | 2.564 | 49.1 | 84.6 |
| 2/5/19 7:51 | 0 | 2.564 | 48.9 | 84.6 |
| 2/5/19 8:01 | 0 | 2.564 | 48.6 | 84.6 |
| 2/5/19 8:11 | 0 | 2.564 | 48.6 | 84.6 |
| 2/5/19 8:21 | 0 | 2.564 | 48.4 | 84.8 |
| 2/5/19 8:31 | 0 | 2.564 | 48.2 | 84.9 |
| 2/5/19 8:41 | 0 | 2.556 | 48.0 | 84.9 |
| 2/5/19 8:51 | 0 | 2.556 | 47.8 | 84.6 |
| 2/5/19 9:01 | 0 | 2.556 | 47.7 | 84.1 |
| 2/5/19 9:11 | 0 | 2.556 | 47.5 | 83.8 |
| 2/5/19 9:21 | 0 | 2.556 | 47.3 | 83.5 |
| 2/5/19 9:31 | 0 | 2.556 | 47.3 | 83.2 |
| 2/5/19 9:41 | 0 | 2.556 | 47.1 | 83.0 |
| 2/5/19 9:51 | 0 | 2.556 | 47.1 | 82.8 |
| 2/5/19 10:01 | 0 | 2.556 | 46.9 | 82.5 |
| 2/5/19 10:11 | 0 | 2.556 | 46.8 | 82.4 |
| 2/5/19 10:21 | 0 | 2.556 | 46.6 | 82.2 |
| 2/5/19 10:31 | 0 | 2.547 | 46.4 | 81.9 |
| 2/5/19 10:41 | 0 | 2.547 | 46.2 | 81.4 |
| 2/5/19 10:51 | 0 | 2.547 | 46.0 | 80.9 |
| 2/5/19 11:01 | 0 | 2.547 | 45.5 | 80.4 |
| 2/5/19 11:11 | 0 | 2.547 | 45.1 | 79.8 |
| 2/5/19 11:21 | 0 | 2.547 | 44.8 | 79.6 |
| 2/5/19 11:31 | 0 | 2.547 | 44.2 | 79.3 |
| 2/5/19 11:41 | 0 | 2.547 | 43.9 | 79.1 |
| 2/5/19 11:51 | 0 | 2.547 | 43.7 | 79.0 |
| 2/5/19 12:01 | 0 | 2.538 | 43.3 | 79.0 |
| 2/5/19 12:11 | 0 | 2.538 | 42.4 | 78.4 |
| 2/5/19 12:21 | 0 | 2.538 | 41.5 | 78.1 |
| 2/5/19 12:31 | 0 | 2.538 | 40.6 | 78.0 |
| 2/5/19 12:41 | 0 | 2.538 | 39.9 | 78.1 |

## South Monitoring Station

| Time Stamp | $H_2S$ (PPB) | Battery (Volts) | Temperature (°F) | Humidity (%) |
|---|---|---|---|---|
| 2/5/19 12:51 | 0 | 2.529 | 39.2 | 78.3 |
| 2/5/19 13:01 | 0 | 2.529 | 38.7 | 78.2 |
| 2/5/19 13:11 | 0 | 2.529 | 38.3 | 78.3 |
| 2/5/19 13:21 | 0 | 2.529 | 37.9 | 78.4 |
| 2/5/19 13:31 | 0 | 2.521 | 37.8 | 78.4 |
| 2/5/19 13:41 | 0 | 2.521 | 37.4 | 78.4 |
| 2/5/19 13:51 | 0 | 2.521 | 37.2 | 77.9 |
| 2/5/19 14:01 | 0 | 2.521 | 36.9 | 77.6 |
| 2/5/19 14:11 | 0 | 2.521 | 36.7 | 77.3 |
| 2/5/19 14:21 | 0 | 2.512 | 36.5 | 77.3 |
| 2/5/19 14:31 | 0 | 2.512 | 36.3 | 77.3 |
| 2/5/19 14:41 | 0 | 2.512 | 36.3 | 77.2 |
| 2/5/19 14:51 | 0 | 2.512 | 36.1 | 77.1 |
| 2/5/19 15:01 | 0 | 2.512 | 35.8 | 76.8 |
| 2/5/19 15:11 | 0 | 2.512 | 35.8 | 76.7 |
| 2/5/19 15:21 | 0 | 2.503 | 35.6 | 76.7 |
| 2/5/19 15:31 | 0 | 2.503 | 35.4 | 76.6 |
| 2/5/19 15:41 | 0 | 2.503 | 35.1 | 76.8 |
| 2/5/19 15:51 | 0 | 2.503 | 34.9 | 76.9 |
| 2/5/19 16:01 | 0 | 2.503 | 34.7 | 77.1 |
| 2/5/19 16:11 | 0 | 2.503 | 34.3 | 77.3 |
| 2/5/19 16:21 | 0 | 2.494 | 34.2 | 77.1 |
| 2/5/19 16:31 | 0 | 2.494 | 34.0 | 77.2 |
| 2/5/19 16:41 | 0 | 2.494 | 33.6 | 77.3 |
| 2/5/19 16:51 | 0 | 2.494 | 33.4 | 77.3 |
| 2/5/19 17:01 | 0 | 2.494 | 33.3 | 77.5 |
| 2/5/19 17:11 | 0 | 2.494 | 33.1 | 77.6 |
| 2/5/19 17:21 | 0 | 2.485 | 32.9 | 77.8 |
| 2/5/19 17:31 | 0 | 2.485 | 32.7 | 78.0 |
| 2/5/19 17:41 | 0 | 2.485 | 32.5 | 78.0 |
| 2/5/19 17:51 | 0 | 2.485 | 32.4 | 78.0 |
| 2/5/19 18:01 | 0 | 2.485 | 32.2 | 78.0 |
| 2/5/19 18:11 | 0 | 2.485 | 32.0 | 78.0 |
| 2/5/19 18:21 | 0 | 2.477 | 32.0 | 78.1 |
| 2/5/19 18:31 | 0 | 2.477 | 32.0 | 78.1 |
| 2/5/19 18:41 | 0 | 2.477 | 31.6 | 78.1 |
| 2/5/19 18:51 | 0 | 2.477 | 31.5 | 78.1 |
| 2/5/19 19:01 | 0 | 2.477 | 31.5 | 78.3 |
| 2/5/19 19:11 | 0 | 2.477 | 31.3 | 78.4 |
| 2/5/19 19:21 | 0 | 2.477 | 31.1 | 78.6 |
| 2/5/19 19:31 | 0 | 2.468 | 30.9 | 78.8 |
| 2/5/19 19:41 | 0 | 2.468 | 30.9 | 78.9 |
| 2/5/19 19:51 | 0 | 2.468 | 30.7 | 79.0 |
| 2/5/19 20:01 | 0 | 2.468 | 30.7 | 79.0 |
| 2/5/19 20:11 | 0 | 2.468 | 30.6 | 79.0 |
| 2/5/19 20:21 | 0 | 2.468 | 30.6 | 79.1 |
| 2/5/19 20:31 | 0 | 2.468 | 30.4 | 79.0 |
| 2/5/19 20:41 | 0 | 2.459 | 30.4 | 78.9 |
| 2/5/19 20:51 | 0 | 2.459 | 30.2 | 78.9 |
| 2/5/19 21:01 | 0 | 2.459 | 30.2 | 78.9 |
| 2/5/19 21:11 | 0 | 2.459 | 30.0 | 78.9 |
| 2/5/19 21:21 | 0 | 2.459 | 30.0 | 78.9 |
| 2/5/19 21:31 | 0 | 2.459 | 30.0 | 78.9 |
| 2/5/19 21:41 | 0 | 2.459 | 29.8 | 78.9 |
| 2/5/19 21:51 | 0 | 2.459 | 29.8 | 78.9 |
| 2/5/19 22:01 | 0 | 2.450 | 29.8 | 78.9 |
| 2/5/19 22:11 | 0 | 2.450 | 29.8 | 79.0 |
| 2/5/19 22:21 | 0 | 2.450 | 29.8 | 79.2 |
| 2/5/19 22:31 | 0 | 2.450 | 29.8 | 79.3 |

## South Monitoring Station

| Time Stamp | $H_2S$ (PPB) | Battery (Volts) | Temperature (°F) | Humidity (%) |
|---|---|---|---|---|
| 2/5/19 22:41 | 0 | 2.450 | 29.8 | 79.5 |
| 2/5/19 22:51 | 0 | 2.450 | 29.8 | 79.3 |
| 2/5/19 23:01 | 0 | 2.450 | 29.7 | 79.3 |
| 2/5/19 23:11 | 0 | 2.450 | 29.7 | 79.5 |
| 2/5/19 23:21 | 0 | 2.450 | 29.7 | 79.6 |
| 2/5/19 23:31 | 0 | 2.450 | 29.7 | 79.6 |
| 2/5/19 23:41 | 0 | 2.450 | 29.7 | 79.6 |
| 2/5/19 23:51 | 0 | 2.441 | 29.7 | 79.7 |

## School Monitoring Station

| Time Stamp | $H_2S$ (PPB) | Battery (Volts) | Temperature (°F) | Humidity (%) |
|---|---|---|---|---|
| 1/23/2019 0:02 | 0 | 6.816 | 27.1 | 55.2 |
| 1/23/2019 0:12 | 0 | 6.816 | 27.3 | 55.1 |
| 1/23/2019 0:22 | 0 | 6.816 | 27.3 | 55.0 |
| 1/23/2019 0:32 | 0 | 6.816 | 27.5 | 54.9 |
| 1/23/2019 0:42 | 0 | 6.816 | 27.7 | 54.9 |
| 1/23/2019 0:52 | 0 | 6.816 | 28.0 | 54.8 |
| 1/23/2019 1:02 | 0 | 6.816 | 28.2 | 54.6 |
| 1/23/2019 1:12 | 0 | 6.816 | 28.4 | 54.5 |
| 1/23/2019 1:22 | 0 | 6.816 | 28.6 | 54.4 |
| 1/23/2019 1:32 | 0 | 6.816 | 28.8 | 54.4 |
| 1/23/2019 1:42 | 0 | 6.816 | 28.9 | 54.4 |
| 1/23/2019 1:52 | 0 | 6.816 | 29.1 | 54.4 |
| 1/23/2019 2:02 | 0 | 6.816 | 29.1 | 54.4 |
| 1/23/2019 2:12 | 0 | 6.816 | 29.3 | 54.5 |
| 1/23/2019 2:22 | 0 | 6.816 | 29.3 | 54.7 |
| 1/23/2019 2:32 | 0 | 6.816 | 29.5 | 54.9 |
| 1/23/2019 2:42 | 0 | 6.816 | 29.5 | 55.0 |
| 1/23/2019 2:52 | 0 | 6.816 | 29.7 | 55.1 |
| 1/23/2019 3:02 | 0 | 6.816 | 29.5 | 55.6 |
| 1/23/2019 3:12 | 0 | 6.816 | 29.5 | 56.3 |
| 1/23/2019 3:22 | 0 | 6.816 | 29.3 | 56.9 |
| 1/23/2019 3:32 | 0 | 6.816 | 29.3 | 57.4 |
| 1/23/2019 3:42 | 0 | 6.816 | 29.3 | 57.9 |
| 1/23/2019 3:52 | 0 | 6.816 | 29.3 | 58.8 |
| 1/23/2019 4:02 | 0 | 6.816 | 29.3 | 59.8 |
| 1/23/2019 4:12 | 0 | 6.816 | 29.1 | 60.8 |
| 1/23/2019 4:22 | 0 | 6.816 | 29.1 | 61.6 |
| 1/23/2019 4:32 | 0 | 6.816 | 29.1 | 62.3 |
| 1/23/2019 4:42 | 0 | 6.816 | 29.3 | 62.9 |
| 1/23/2019 4:52 | 0 | 6.816 | 29.5 | 63.3 |
| 1/23/2019 5:02 | 0 | 6.816 | 29.8 | 63.6 |
| 1/23/2019 5:12 | 0 | 6.816 | 30.0 | 63.7 |
| 1/23/2019 5:22 | 0 | 6.816 | 30.0 | 63.6 |
| 1/23/2019 5:32 | 0 | 6.816 | 30.2 | 63.4 |
| 1/23/2019 5:42 | 0 | 6.816 | 30.4 | 63.1 |
| 1/23/2019 5:52 | 0 | 6.816 | 30.6 | 62.8 |
| 1/23/2019 6:02 | 0 | 6.816 | 30.6 | 62.5 |
| 1/23/2019 6:12 | 0 | 6.816 | 30.6 | 62.3 |
| 1/23/2019 6:22 | 0 | 6.816 | 30.7 | 62.1 |
| 1/23/2019 6:32 | 0 | 6.816 | 30.7 | 62.5 |
| 1/23/2019 6:42 | 0 | 6.816 | 30.7 | 63.1 |
| 1/23/2019 6:52 | 0 | 6.816 | 30.7 | 63.6 |
| 1/23/2019 7:02 | 0 | 6.816 | 30.7 | 64.4 |
| 1/23/2019 7:12 | 0 | 6.816 | 30.7 | 65.3 |
| 1/23/2019 7:22 | 0 | 6.816 | 30.7 | 66.2 |
| 1/23/2019 7:32 | 0 | 6.816 | 30.7 | 67.1 |
| 1/23/2019 7:42 | 0 | 6.816 | 30.6 | 68.1 |
| 1/23/2019 7:52 | 0 | 6.816 | 30.7 | 69.1 |
| 1/23/2019 8:02 | 0 | 6.816 | 30.7 | 70.0 |
| 1/23/2019 8:12 | 0 | 6.816 | 30.9 | 70.7 |
| 1/23/2019 8:22 | 0 | 6.816 | 31.1 | 71.1 |
| 1/23/2019 8:32 | 0 | 6.816 | 31.1 | 71.4 |
| 1/23/2019 8:42 | 0 | 6.816 | 31.5 | 71.5 |
| 1/23/2019 8:52 | 0 | 6.816 | 31.8 | 71.8 |
| 1/23/2019 9:02 | 0 | 6.816 | 32.2 | 71.8 |
| 1/23/2019 9:12 | 0 | 6.816 | 32.9 | 71.6 |
| 1/23/2019 9:22 | 0 | 6.816 | 33.6 | 71.2 |
| 1/23/2019 9:32 | 0 | 6.816 | 34.3 | 70.8 |
| 1/23/2019 9:42 | 0 | 6.825 | 35.1 | 70.4 |
| 1/23/2019 9:52 | 0 | 6.825 | 35.8 | 69.9 |
| 1/23/2019 10:02 | 0 | 6.825 | 36.1 | 69.5 |
| 1/23/2019 10:12 | 0 | 6.825 | 36.9 | 69.0 |
| 1/23/2019 10:22 | 0 | 6.825 | 37.0 | 68.7 |
| 1/23/2019 10:32 | 0 | 6.825 | 37.6 | 68.5 |

## School Monitoring Station

| Time Stamp | $H_2S$ (PPB) | Battery (Volts) | Temperature (°F) | Humidity (%) |
|---|---|---|---|---|
| 1/23/2019 10:42 | 0 | 6.825 | 37.8 | 68.4 |
| 1/23/2019 10:52 | 0 | 6.825 | 37.9 | 68.4 |
| 1/23/2019 11:02 | 0 | 6.825 | 38.5 | 68.6 |
| 1/23/2019 11:12 | 0 | 6.825 | 39.0 | 68.8 |
| 1/23/2019 11:22 | 0 | 6.825 | 39.4 | 68.6 |
| 1/23/2019 11:32 | 0 | 6.825 | 39.4 | 68.5 |
| 1/23/2019 11:42 | 0 | 6.825 | 39.7 | 68.7 |
| 1/23/2019 11:52 | 0 | 6.825 | 39.7 | 68.7 |
| 1/23/2019 12:02 | 0 | 6.825 | 39.9 | 69.0 |
| 1/23/2019 12:12 | 0 | 6.825 | 39.9 | 69.2 |
| 1/23/2019 12:22 | 0 | 6.825 | 39.9 | 69.4 |
| 1/23/2019 12:32 | 0 | 6.825 | 39.6 | 69.7 |
| 1/23/2019 12:42 | 0 | 6.825 | 39.6 | 70.2 |
| 1/23/2019 12:52 | 0 | 6.825 | 40.3 | 70.6 |
| 1/23/2019 13:02 | 0 | 6.825 | 40.3 | 70.8 |
| 1/23/2019 13:12 | 0 | 6.825 | 40.5 | 71.1 |
| 1/23/2019 13:22 | 0 | 6.833 | 41.0 | 71.3 |
| 1/23/2019 13:32 | 0 | 6.833 | 41.4 | 71.4 |
| 1/23/2019 13:42 | 0 | 6.833 | 41.7 | 71.5 |
| 1/23/2019 13:52 | 0 | 6.833 | 43.3 | 71.4 |
| 1/23/2019 14:02 | 0 | 6.833 | 44.4 | 70.9 |
| 1/23/2019 14:12 | 0 | 6.833 | 45.1 | 70.3 |
| 1/23/2019 14:22 | 0 | 6.833 | 45.5 | 69.9 |
| 1/23/2019 14:32 | 0 | 6.833 | 45.5 | 69.7 |
| 1/23/2019 14:42 | 0 | 6.833 | 45.9 | 69.6 |
| 1/23/2019 14:52 | 0 | 6.833 | 46.2 | 69.6 |
| 1/23/2019 15:02 | 0 | 6.833 | 46.2 | 69.8 |
| 1/23/2019 15:12 | 0 | 6.833 | 46.0 | 70.1 |
| 1/23/2019 15:22 | 0 | 6.833 | 45.9 | 70.7 |
| 1/23/2019 15:32 | 0 | 6.833 | 45.7 | 71.5 |
| 1/23/2019 15:42 | 0 | 6.842 | 45.5 | 72.6 |
| 1/23/2019 15:52 | 0 | 6.842 | 45.3 | 73.5 |
| 1/23/2019 16:02 | 0 | 6.833 | 45.3 | 74.2 |
| 1/23/2019 16:12 | 0 | 6.842 | 45.3 | 75.0 |
| 1/23/2019 16:22 | 0 | 6.842 | 45.3 | 75.5 |
| 1/23/2019 16:32 | 0 | 6.842 | 45.3 | 75.9 |
| 1/23/2019 16:42 | 0 | 6.842 | 45.3 | 76.4 |
| 1/23/2019 16:52 | 0 | 6.842 | 45.5 | 76.6 |
| 1/23/2019 17:02 | 0 | 6.842 | 45.3 | 76.9 |
| 1/23/2019 17:12 | 0 | 6.842 | 45.3 | 77.3 |
| 1/23/2019 17:22 | 0 | 6.842 | 45.3 | 77.4 |
| 1/23/2019 17:32 | 0 | 6.842 | 45.1 | 77.4 |
| 1/23/2019 17:42 | 0 | 6.842 | 45.1 | 77.6 |
| 1/23/2019 17:52 | 0 | 6.842 | 45.3 | 77.8 |
| 1/23/2019 18:02 | 0 | 6.842 | 45.3 | 77.8 |
| 1/23/2019 18:12 | 0 | 6.842 | 45.3 | 77.4 |
| 1/23/2019 18:22 | 0 | 6.842 | 44.8 | 77.1 |
| 1/23/2019 18:32 | 0 | 6.833 | 44.2 | 77.1 |
| 1/23/2019 18:42 | 0 | 6.842 | 43.9 | 77.3 |
| 1/23/2019 18:52 | 0 | 6.833 | 43.7 | 77.5 |
| 1/23/2019 19:02 | 0 | 6.833 | 43.5 | 77.7 |
| 1/23/2019 19:12 | 0 | 6.833 | 43.5 | 78.0 |
| 1/23/2019 19:22 | 0 | 6.833 | 43.3 | 78.2 |
| 1/23/2019 19:32 | 0 | 6.833 | 43.3 | 78.5 |
| 1/23/2019 19:42 | 0 | 6.833 | 43.3 | 78.7 |
| 1/23/2019 19:52 | 0 | 6.833 | 43.3 | 79.0 |
| 1/23/2019 20:02 | 0 | 6.833 | 43.5 | 79.3 |
| 1/23/2019 20:12 | 0 | 6.833 | 43.7 | 79.6 |
| 1/23/2019 20:22 | 0 | 6.833 | 44.1 | 79.8 |
| 1/23/2019 20:32 | 0 | 6.833 | 44.4 | 80.0 |
| 1/23/2019 20:42 | 0 | 6.833 | 44.8 | 80.0 |
| 1/23/2019 20:52 | 0 | 6.833 | 45.1 | 80.1 |
| 1/23/2019 21:02 | 0 | 6.833 | 45.5 | 80.1 |

## School Monitoring Station

| Time Stamp | $H_2S$ (PPB) | Battery (Volts) | Temperature (°F) | Humidity (%) |
|---|---|---|---|---|
| 1/23/2019 21:12 | 0 | 6.842 | 45.7 | 79.8 |
| 1/23/2019 21:22 | 0 | 6.842 | 45.7 | 79.5 |
| 1/23/2019 21:32 | 0 | 6.833 | 45.7 | 79.4 |
| 1/23/2019 21:42 | 0 | 6.842 | 45.7 | 79.3 |
| 1/23/2019 21:52 | 0 | 6.833 | 45.7 | 79.3 |
| 1/23/2019 22:02 | 0 | 6.842 | 45.7 | 79.3 |
| 1/23/2019 22:12 | 0 | 6.842 | 45.9 | 79.3 |
| 1/23/2019 22:22 | 0 | 6.833 | 46.0 | 79.2 |
| 1/23/2019 22:32 | 0 | 6.842 | 46.2 | 79.2 |
| 1/23/2019 22:42 | 0 | 6.842 | 46.2 | 79.0 |
| 1/23/2019 22:52 | 0 | 6.842 | 46.2 | 78.8 |
| 1/23/2019 23:02 | 0 | 6.842 | 46.2 | 78.8 |
| 1/23/2019 23:12 | 0 | 6.842 | 46.2 | 78.7 |
| 1/23/2019 23:22 | 0 | 6.842 | 46.0 | 78.7 |
| 1/23/2019 23:32 | 0 | 6.842 | 45.9 | 78.8 |
| 1/23/2019 23:42 | 0 | 6.842 | 45.7 | 79.1 |
| 1/23/2019 23:52 | 0 | 6.833 | 45.7 | 79.3 |
| 1/24/2019 0:02 | 0 | 6.833 | 45.7 | 79.6 |
| 1/24/2019 0:12 | 0 | 6.833 | 45.9 | 79.8 |
| 1/24/2019 0:22 | 0 | 6.833 | 45.9 | 80.0 |
| 1/24/2019 0:32 | 0 | 6.842 | 46.0 | 80.0 |
| 1/24/2019 0:42 | 0 | 6.833 | 46.0 | 80.0 |
| 1/24/2019 0:52 | 0 | 6.833 | 46.0 | 80.1 |
| 1/24/2019 1:02 | 0 | 6.833 | 46.2 | 80.1 |
| 1/24/2019 1:12 | 0 | 6.833 | 46.2 | 80.0 |
| 1/24/2019 1:22 | 0 | 6.842 | 46.0 | 79.8 |
| 1/24/2019 1:32 | 0 | 6.833 | 45.7 | 79.8 |
| 1/24/2019 1:42 | 0 | 6.833 | 45.1 | 80.0 |
| 1/24/2019 1:52 | 0 | 6.833 | 44.8 | 80.2 |
| 1/24/2019 2:02 | 0 | 6.833 | 44.4 | 80.5 |
| 1/24/2019 2:12 | 0 | 6.833 | 44.1 | 80.8 |
| 1/24/2019 2:22 | 0 | 6.833 | 43.9 | 81.4 |
| 1/24/2019 2:32 | 0 | 6.833 | 43.9 | 81.9 |
| 1/24/2019 2:42 | 0 | 6.833 | 43.9 | 82.1 |
| 1/24/2019 2:52 | 0 | 6.833 | 43.7 | 82.2 |
| 1/24/2019 3:02 | 0 | 6.833 | 43.5 | 82.4 |
| 1/24/2019 3:12 | 0 | 6.833 | 43.3 | 82.7 |
| 1/24/2019 3:22 | 0 | 6.833 | 43.0 | 83.0 |
| 1/24/2019 3:32 | 0 | 6.833 | 42.8 | 83.3 |
| 1/24/2019 3:42 | 0 | 6.833 | 42.6 | 83.6 |
| 1/24/2019 3:52 | 0 | 6.833 | 42.4 | 84.1 |
| 1/24/2019 4:02 | 0 | 6.833 | 42.3 | 84.6 |
| 1/24/2019 4:12 | 0 | 6.833 | 42.1 | 85.2 |
| 1/24/2019 4:22 | 0 | 6.833 | 41.9 | 85.7 |
| 1/24/2019 4:32 | 0 | 6.833 | 41.9 | 86.1 |
| 1/24/2019 4:42 | 0 | 6.833 | 41.7 | 86.4 |
| 1/24/2019 4:52 | 0 | 6.825 | 41.5 | 86.7 |
| 1/24/2019 5:02 | 0 | 6.833 | 41.4 | 87.0 |
| 1/24/2019 5:12 | 0 | 6.825 | 41.2 | 87.3 |
| 1/24/2019 5:22 | 0 | 6.825 | 41.0 | 87.4 |
| 1/24/2019 5:32 | 0 | 6.825 | 40.8 | 87.6 |
| 1/24/2019 5:42 | 0 | 6.825 | 40.6 | 87.8 |
| 1/24/2019 5:52 | 0 | 6.825 | 40.5 | 88.1 |
| 1/24/2019 6:02 | 0 | 6.825 | 40.3 | 88.3 |
| 1/24/2019 6:12 | 0 | 6.825 | 40.3 | 88.5 |
| 1/24/2019 6:22 | 0 | 6.825 | 40.1 | 88.6 |
| 1/24/2019 6:32 | 0 | 6.825 | 39.9 | 88.8 |
| 1/24/2019 6:42 | 0 | 6.825 | 39.7 | 89.0 |
| 1/24/2019 6:52 | 0 | 6.825 | 39.6 | 89.1 |
| 1/24/2019 7:02 | 0 | 6.825 | 39.6 | 89.3 |
| 1/24/2019 7:12 | 0 | 6.825 | 39.2 | 89.4 |
| 1/24/2019 7:22 | 0 | 6.825 | 39.2 | 89.5 |
| 1/24/2019 7:32 | 0 | 6.825 | 39.0 | 89.7 |

## School Monitoring Station

| Time Stamp | $H_2S$ (PPB) | Battery (Volts) | Temperature (°F) | Humidity (%) |
|---|---|---|---|---|
| 1/24/2019 7:42 | 0 | 6.825 | 38.7 | 89.7 |
| 1/24/2019 7:52 | 0 | 6.825 | 38.3 | 89.7 |
| 1/24/2019 8:02 | 0 | 6.825 | 37.9 | 89.5 |
| 1/24/2019 8:12 | 0 | 6.825 | 37.4 | 89.3 |
| 1/24/2019 8:22 | 0 | 6.825 | 36.9 | 89.1 |
| 1/24/2019 8:32 | 0 | 6.816 | 36.3 | 89.1 |
| 1/24/2019 8:42 | 0 | 6.816 | 36.0 | 89.1 |
| 1/24/2019 8:52 | 0 | 6.816 | 35.6 | 89.2 |
| 1/24/2019 9:02 | 0 | 6.816 | 35.4 | 89.2 |
| 1/24/2019 9:12 | 0 | 6.816 | 35.2 | 89.4 |
| 1/24/2019 9:22 | 0 | 6.816 | 35.1 | 89.5 |
| 1/24/2019 9:32 | 0 | 6.816 | 35.1 | 89.6 |
| 1/24/2019 9:42 | 0 | 6.816 | 35.1 | 89.8 |
| 1/24/2019 9:52 | 0 | 6.816 | 35.2 | 89.8 |
| 1/24/2019 10:02 | 0 | 6.816 | 35.2 | 89.8 |
| 1/24/2019 10:12 | 0 | 6.816 | 35.2 | 89.7 |
| 1/24/2019 10:22 | 0 | 6.816 | 35.2 | 89.5 |
| 1/24/2019 10:32 | 0 | 6.816 | 35.2 | 89.2 |
| 1/24/2019 10:42 | 0 | 6.816 | 35.4 | 89.0 |
| 1/24/2019 10:52 | 0 | 6.816 | 35.4 | 88.7 |
| 1/24/2019 11:02 | 0 | 6.816 | 35.4 | 88.4 |
| 1/24/2019 11:12 | 0 | 6.816 | 35.4 | 88.1 |
| 1/24/2019 11:22 | 0 | 6.816 | 35.2 | 87.9 |
| 1/24/2019 11:32 | 0 | 6.816 | 35.2 | 87.7 |
| 1/24/2019 11:42 | 0 | 6.816 | 35.1 | 87.6 |
| 1/24/2019 11:52 | 0 | 6.816 | 34.7 | 87.5 |
| 1/24/2019 12:02 | 0 | 6.816 | 34.5 | 87.3 |
| 1/24/2019 12:12 | 0 | 6.816 | 34.3 | 87.2 |
| 1/24/2019 12:22 | 0 | 6.816 | 34.2 | 87.1 |
| 1/24/2019 12:32 | 0 | 6.816 | 34.0 | 87.2 |
| 1/24/2019 12:42 | 0 | 6.816 | 33.8 | 87.2 |
| 1/24/2019 12:52 | 0 | 6.816 | 33.6 | 87.2 |
| 1/24/2019 13:02 | 0 | 6.807 | 33.4 | 87.1 |
| 1/24/2019 13:12 | 0 | 6.807 | 33.4 | 87.1 |
| 1/24/2019 13:22 | 0 | 6.807 | 33.3 | 87.0 |
| 1/24/2019 13:32 | 0 | 6.807 | 33.1 | 86.9 |
| 1/24/2019 13:42 | 0 | 6.807 | 32.9 | 86.5 |
| 1/24/2019 13:52 | 0 | 6.807 | 32.7 | 86.1 |
| 1/24/2019 14:02 | 0 | 6.807 | 32.4 | 85.7 |
| 1/24/2019 14:12 | 0 | 6.807 | 32.2 | 85.5 |
| 1/24/2019 14:22 | 0 | 6.807 | 32.0 | 85.2 |
| 1/24/2019 14:32 | 0 | 6.807 | 32.0 | 85.1 |
| 1/24/2019 14:42 | 0 | 6.807 | 31.8 | 85.2 |
| 1/24/2019 15:07 | 0 | 6.895 | 49.8 | 68.1 |
| 1/24/2019 15:17 | 0 | 6.816 | 48.6 | 64.9 |
| 1/24/2019 15:27 | 0 | 6.816 | 43.3 | 62.8 |
| 1/24/2019 15:37 | 0 | 6.816 | 39.9 | 62.4 |
| 1/24/2019 15:47 | 0 | 6.816 | 37.6 | 62.7 |
| 1/24/2019 15:57 | 0 | 6.807 | 36.0 | 63.2 |
| 1/24/2019 16:07 | 0 | 6.807 | 34.7 | 63.8 |
| 1/24/2019 16:17 | 0 | 6.807 | 33.6 | 64.4 |
| 1/24/2019 16:27 | 0 | 6.807 | 32.9 | 65.0 |
| 1/24/2019 16:37 | 0 | 6.807 | 32.4 | 65.6 |
| 1/24/2019 16:47 | 0 | 6.807 | 32.0 | 66.1 |
| 1/24/2019 16:57 | 0 | 6.807 | 31.6 | 66.7 |
| 1/24/2019 17:07 | 0 | 6.807 | 31.3 | 67.2 |
| 1/24/2019 17:17 | 0 | 6.807 | 30.9 | 67.7 |
| 1/24/2019 17:27 | 0 | 6.807 | 30.7 | 68.3 |
| 1/24/2019 17:37 | 0 | 6.798 | 30.6 | 68.8 |
| 1/24/2019 17:47 | 0 | 6.798 | 30.4 | 69.3 |
| 1/24/2019 17:57 | 0 | 6.798 | 30.2 | 69.7 |
| 1/24/2019 18:07 | 0 | 6.798 | 30.0 | 70.1 |
| 1/24/2019 18:17 | 0 | 6.798 | 30.0 | 70.5 |

## School Monitoring Station

| Time Stamp | $H_2S$ (PPB) | Battery (Volts) | Temperature (°F) | Humidity (%) |
|---|---|---|---|---|
| 1/24/2019 18:27 | 0 | 6.798 | 29.8 | 70.8 |
| 1/24/2019 18:37 | 0 | 6.798 | 29.8 | 71.1 |
| 1/24/2019 18:47 | 0 | 6.798 | 29.8 | 71.4 |
| 1/24/2019 18:57 | 0 | 6.798 | 29.7 | 71.6 |
| 1/24/2019 19:07 | 0 | 6.798 | 29.7 | 71.8 |
| 1/24/2019 19:17 | 0 | 6.798 | 29.7 | 71.9 |
| 1/24/2019 19:27 | 0 | 6.790 | 29.7 | 72.0 |
| 1/24/2019 19:37 | 0 | 6.790 | 29.7 | 72.1 |
| 1/24/2019 19:47 | 0 | 6.790 | 29.7 | 72.2 |
| 1/24/2019 19:57 | 0 | 6.790 | 29.5 | 72.2 |
| 1/24/2019 20:07 | 0 | 6.790 | 29.5 | 72.2 |
| 1/24/2019 20:17 | 0 | 6.790 | 29.5 | 72.1 |
| 1/24/2019 20:27 | 0 | 6.790 | 29.3 | 72.1 |
| 1/24/2019 20:37 | 0 | 6.790 | 29.3 | 71.9 |
| 1/24/2019 20:47 | 0 | 6.790 | 29.3 | 71.9 |
| 1/24/2019 20:57 | 0 | 6.790 | 29.1 | 71.8 |
| 1/24/2019 21:07 | 0 | 6.790 | 29.1 | 71.7 |
| 1/24/2019 21:17 | 0 | 6.790 | 29.1 | 71.6 |
| 1/24/2019 21:27 | 0 | 6.781 | 29.1 | 71.4 |
| 1/24/2019 21:37 | 0 | 6.781 | 29.1 | 71.3 |
| 1/24/2019 21:47 | 0 | 6.781 | 29.1 | 71.2 |
| 1/24/2019 21:57 | 0 | 6.781 | 29.1 | 71.0 |
| 1/24/2019 22:07 | 0 | 6.781 | 28.9 | 70.9 |
| 1/24/2019 22:17 | 0 | 6.781 | 28.9 | 70.8 |
| 1/24/2019 22:27 | 0 | 6.781 | 28.9 | 70.6 |
| 1/24/2019 22:37 | 0 | 6.781 | 28.9 | 70.3 |
| 1/24/2019 22:47 | 0 | 6.781 | 28.9 | 69.9 |
| 1/24/2019 22:57 | 0 | 6.781 | 29.1 | 69.6 |
| 1/24/2019 23:07 | 0 | 6.772 | 28.9 | 69.5 |
| 1/24/2019 23:17 | 0 | 6.772 | 28.9 | 69.5 |
| 1/24/2019 23:27 | 0 | 6.772 | 28.9 | 69.5 |
| 1/24/2019 23:37 | 0 | 6.772 | 28.9 | 69.5 |
| 1/24/2019 23:47 | 0 | 6.772 | 28.8 | 69.6 |
| 1/24/2019 23:57 | 0 | 6.772 | 28.8 | 69.7 |
| 1/25/2019 0:07 | 0 | 6.772 | 28.8 | 69.8 |
| 1/25/2019 0:17 | 0 | 6.772 | 28.6 | 69.9 |
| 1/25/2019 0:27 | 0 | 6.772 | 28.6 | 70.0 |
| 1/25/2019 0:37 | 0 | 6.772 | 28.4 | 70.1 |
| 1/25/2019 0:47 | 0 | 6.772 | 28.4 | 70.2 |
| 1/25/2019 0:57 | 0 | 6.772 | 28.4 | 70.4 |
| 1/25/2019 1:07 | 0 | 6.772 | 28.2 | 70.7 |
| 1/25/2019 1:17 | 0 | 6.772 | 28.2 | 71.0 |
| 1/25/2019 1:27 | 0 | 6.772 | 28.2 | 71.4 |
| 1/25/2019 1:37 | 0 | 6.772 | 28.2 | 71.7 |
| 1/25/2019 1:47 | 0 | 6.763 | 28.2 | 72.1 |
| 1/25/2019 1:57 | 0 | 6.772 | 28.4 | 72.5 |
| 1/25/2019 2:07 | 0 | 6.763 | 28.4 | 72.7 |
| 1/25/2019 2:17 | 0 | 6.763 | 28.6 | 72.7 |
| 1/25/2019 2:27 | 0 | 6.763 | 28.8 | 72.5 |
| 1/25/2019 2:37 | 0 | 6.763 | 28.8 | 72.3 |
| 1/25/2019 2:47 | 0 | 6.763 | 28.9 | 72.1 |
| 1/25/2019 2:57 | 0 | 6.763 | 28.9 | 71.9 |
| 1/25/2019 3:07 | 0 | 6.763 | 28.9 | 71.8 |
| 1/25/2019 3:17 | 0 | 6.763 | 29.1 | 71.7 |
| 1/25/2019 3:27 | 0 | 6.763 | 29.1 | 71.6 |
| 1/25/2019 3:37 | 0 | 6.763 | 29.1 | 71.2 |
| 1/25/2019 3:47 | 0 | 6.763 | 29.1 | 70.8 |
| 1/25/2019 3:57 | 0 | 6.763 | 28.9 | 70.4 |
| 1/25/2019 4:07 | 0 | 6.763 | 28.9 | 70.2 |
| 1/25/2019 4:17 | 0 | 6.763 | 28.8 | 70.0 |
| 1/25/2019 4:27 | 0 | 6.763 | 28.6 | 69.8 |
| 1/25/2019 4:37 | 0 | 6.763 | 28.4 | 69.8 |
| 1/25/2019 4:47 | 0 | 6.763 | 28.2 | 70.0 |

## School Monitoring Station

| Time Stamp | $H_2S$ (PPB) | Battery (Volts) | Temperature (°F) | Humidity (%) |
|---|---|---|---|---|
| 1/25/2019 4:57 | 0 | 6.763 | 27.9 | 70.2 |
| 1/25/2019 5:07 | 0 | 6.763 | 27.5 | 70.5 |
| 1/25/2019 5:17 | 0 | 6.763 | 27.5 | 70.7 |
| 1/25/2019 5:27 | 0 | 6.763 | 27.5 | 71.0 |
| 1/25/2019 5:37 | 0 | 6.763 | 27.3 | 71.3 |
| 1/25/2019 5:47 | 0 | 6.763 | 27.3 | 71.6 |
| 1/25/2019 5:57 | 0 | 6.763 | 27.1 | 71.9 |
| 1/25/2019 6:07 | 0 | 6.763 | 27.0 | 71.9 |
| 1/25/2019 6:17 | 0 | 6.763 | 26.8 | 71.5 |
| 1/25/2019 6:27 | 0 | 6.763 | 26.4 | 71.2 |
| 1/25/2019 6:37 | 0 | 6.763 | 26.1 | 70.9 |
| 1/25/2019 6:47 | 0 | 6.763 | 25.7 | 70.7 |
| 1/25/2019 6:57 | 0 | 6.763 | 25.3 | 70.8 |
| 1/25/2019 7:07 | 0 | 6.763 | 25.0 | 70.9 |
| 1/25/2019 7:17 | 0 | 6.763 | 25.0 | 71.1 |
| 1/25/2019 7:27 | 0 | 6.763 | 24.8 | 71.2 |
| 1/25/2019 7:37 | 0 | 6.763 | 25.0 | 71.2 |
| 1/25/2019 7:47 | 0 | 6.754 | 25.2 | 71.4 |
| 1/25/2019 7:57 | 0 | 6.754 | 25.2 | 71.7 |
| 1/25/2019 8:07 | 0 | 6.754 | 25.2 | 72.0 |
| 1/25/2019 8:17 | 0 | 6.754 | 25.3 | 72.4 |
| 1/25/2019 8:27 | 0 | 6.754 | 25.5 | 72.8 |
| 1/25/2019 8:37 | 0 | 6.754 | 25.5 | 73.2 |
| 1/25/2019 8:47 | 0 | 6.763 | 25.7 | 73.5 |
| 1/25/2019 8:57 | 0 | 6.754 | 25.9 | 74.0 |
| 1/25/2019 9:07 | 0 | 6.754 | 26.2 | 74.5 |
| 1/25/2019 9:17 | 0 | 6.754 | 26.6 | 74.8 |
| 1/25/2019 9:27 | 0 | 6.763 | 27.1 | 74.9 |
| 1/25/2019 9:37 | 0 | 6.763 | 26.8 | 74.9 |
| 1/25/2019 9:47 | 0 | 6.763 | 26.2 | 74.8 |
| 1/25/2019 9:57 | 0 | 6.754 | 26.2 | 74.9 |
| 1/25/2019 10:07 | 0 | 6.763 | 26.6 | 75.0 |
| 1/25/2019 10:17 | 0 | 6.763 | 26.8 | 74.6 |
| 1/25/2019 10:27 | 0 | 6.754 | 26.6 | 73.7 |
| 1/25/2019 10:37 | 0 | 6.763 | 27.1 | 73.1 |
| 1/25/2019 10:47 | 0 | 6.763 | 27.9 | 72.7 |
| 1/25/2019 10:57 | 0 | 6.763 | 28.0 | 71.7 |
| 1/25/2019 11:07 | 0 | 6.763 | 27.9 | 70.4 |
| 1/25/2019 11:17 | 0 | 6.763 | 29.7 | 69.2 |
| 1/25/2019 11:27 | 0 | 6.763 | 31.3 | 68.0 |
| 1/25/2019 11:37 | 0 | 6.763 | 32.0 | 66.5 |
| 1/25/2019 11:47 | 0 | 6.763 | 31.5 | 65.2 |
| 1/25/2019 11:57 | 0 | 6.763 | 30.4 | 64.1 |
| 1/25/2019 12:07 | 0 | 6.763 | 29.8 | 63.4 |
| 1/25/2019 12:17 | 0 | 6.763 | 30.0 | 62.8 |
| 1/25/2019 12:27 | 0 | 6.763 | 29.8 | 62.1 |
| 1/25/2019 12:37 | 0 | 6.763 | 29.3 | 61.4 |
| 1/25/2019 12:47 | 0 | 6.763 | 28.9 | 60.7 |
| 1/25/2019 12:57 | 0 | 6.763 | 28.8 | 60.2 |
| 1/25/2019 13:07 | 0 | 6.763 | 28.6 | 59.8 |
| 1/25/2019 13:17 | 0 | 6.763 | 28.4 | 59.4 |
| 1/25/2019 13:27 | 0 | 6.763 | 28.2 | 58.9 |
| 1/25/2019 13:37 | 0 | 6.763 | 28.6 | 58.3 |
| 1/25/2019 13:47 | 0 | 6.763 | 29.7 | 57.9 |
| 1/25/2019 13:57 | 0 | 6.763 | 30.7 | 57.4 |
| 1/25/2019 14:07 | 0 | 6.763 | 31.8 | 56.9 |
| 1/25/2019 14:17 | 0 | 6.763 | 31.6 | 56.2 |
| 1/25/2019 14:27 | 0 | 6.763 | 32.0 | 55.5 |
| 1/25/2019 14:37 | 0 | 6.763 | 32.0 | 55.0 |
| 1/25/2019 14:47 | 0 | 6.763 | 32.4 | 54.4 |
| 1/25/2019 14:57 | 0 | 6.763 | 33.6 | 54.1 |
| 1/25/2019 15:07 | 0 | 6.763 | 33.8 | 53.7 |
| 1/25/2019 15:17 | 0 | 6.763 | 32.7 | 53.1 |

## School Monitoring Station

| Time Stamp | $H_2S$ (PPB) | Battery (Volts) | Temperature (°F) | Humidity (%) |
|---|---|---|---|---|
| 1/25/2019 15:27 | 0 | 6.763 | 31.3 | 52.6 |
| 1/25/2019 15:37 | 0 | 6.763 | 29.3 | 52.2 |
| 1/25/2019 15:47 | 0 | 6.763 | 27.9 | 52.0 |
| 1/25/2019 15:57 | 0 | 6.763 | 26.4 | 52.0 |
| 1/25/2019 16:07 | 0 | 6.763 | 25.2 | 51.9 |
| 1/25/2019 16:17 | 0 | 6.763 | 24.3 | 52.1 |
| 1/25/2019 16:27 | 0 | 6.754 | 23.5 | 52.3 |
| 1/25/2019 16:37 | 0 | 6.754 | 22.8 | 52.6 |
| 1/25/2019 16:47 | 0 | 6.754 | 22.3 | 52.7 |
| 1/25/2019 16:57 | 0 | 6.754 | 21.9 | 52.9 |
| 1/25/2019 17:07 | 0 | 6.754 | 21.4 | 53.5 |
| 1/25/2019 17:17 | 0 | 6.754 | 20.8 | 54.5 |
| 1/25/2019 17:27 | 0 | 6.754 | 20.5 | 55.9 |
| 1/25/2019 17:37 | 0 | 6.754 | 20.1 | 57.5 |
| 1/25/2019 17:47 | 0 | 6.746 | 19.8 | 59.2 |
| 1/25/2019 17:57 | 0 | 6.746 | 19.6 | 60.9 |
| 1/25/2019 18:07 | 0 | 6.746 | 19.2 | 62.4 |
| 1/25/2019 18:17 | 0 | 6.746 | 19.0 | 63.7 |
| 1/25/2019 18:27 | 0 | 6.746 | 19.0 | 64.6 |
| 1/25/2019 18:37 | 0 | 6.746 | 19.0 | 65.1 |
| 1/25/2019 18:47 | 0 | 6.746 | 19.0 | 65.2 |
| 1/25/2019 18:57 | 0 | 6.746 | 19.0 | 65.0 |
| 1/25/2019 19:07 | 0 | 6.746 | 19.0 | 64.6 |
| 1/25/2019 19:17 | 0 | 6.746 | 18.9 | 64.1 |
| 1/25/2019 19:27 | 0 | 6.746 | 18.7 | 63.6 |
| 1/25/2019 19:37 | 0 | 6.746 | 18.3 | 63.1 |
| 1/25/2019 19:47 | 0 | 6.746 | 18.1 | 62.5 |
| 1/25/2019 19:57 | 0 | 6.746 | 18.0 | 61.9 |
| 1/25/2019 20:07 | 0 | 6.746 | 17.8 | 61.4 |
| 1/25/2019 20:17 | 0 | 6.746 | 17.6 | 60.9 |
| 1/25/2019 20:27 | 0 | 6.737 | 17.4 | 60.4 |
| 1/25/2019 20:37 | 0 | 6.737 | 17.4 | 59.9 |
| 1/25/2019 20:47 | 0 | 6.737 | 17.1 | 59.5 |
| 1/25/2019 20:57 | 0 | 6.737 | 17.1 | 59.1 |
| 1/25/2019 21:07 | 0 | 6.737 | 16.9 | 58.7 |
| 1/25/2019 21:17 | 0 | 6.737 | 16.7 | 58.4 |
| 1/25/2019 21:27 | 0 | 6.737 | 16.5 | 58.2 |
| 1/25/2019 21:37 | 0 | 6.737 | 16.3 | 58.1 |
| 1/25/2019 21:47 | 0 | 6.737 | 16.2 | 58.0 |
| 1/25/2019 21:57 | 0 | 6.737 | 16.2 | 58.1 |
| 1/25/2019 22:07 | 0 | 6.737 | 16.0 | 58.0 |
| 1/25/2019 22:17 | 0 | 6.737 | 16.0 | 58.1 |
| 1/25/2019 22:27 | 0 | 6.737 | 15.8 | 58.1 |
| 1/25/2019 22:37 | 0 | 6.737 | 15.6 | 58.1 |
| 1/25/2019 22:47 | 0 | 6.737 | 15.3 | 58.1 |
| 1/25/2019 22:57 | 0 | 6.737 | 15.3 | 58.1 |
| 1/25/2019 23:07 | 0 | 6.737 | 15.3 | 58.2 |
| 1/25/2019 23:17 | 0 | 6.737 | 15.1 | 58.2 |
| 1/25/2019 23:27 | 0 | 6.737 | 14.9 | 58.2 |
| 1/25/2019 23:37 | 0 | 6.737 | 14.7 | 58.2 |
| 1/25/2019 23:47 | 0 | 6.737 | 14.4 | 58.3 |
| 1/25/2019 23:57 | 0 | 6.737 | 14.2 | 58.3 |
| 1/26/2019 0:07 | 0 | 6.737 | 13.8 | 58.4 |
| 1/26/2019 0:17 | 0 | 6.737 | 13.6 | 58.4 |
| 1/26/2019 0:27 | 0 | 6.737 | 13.3 | 58.6 |
| 1/26/2019 0:37 | 0 | 6.737 | 12.9 | 58.7 |
| 1/26/2019 0:47 | 0 | 6.737 | 12.6 | 58.8 |
| 1/26/2019 0:57 | 0 | 6.737 | 12.2 | 58.9 |
| 1/26/2019 1:07 | 0 | 6.737 | 12.0 | 59.1 |
| 1/26/2019 1:17 | 0 | 6.737 | 11.8 | 59.3 |
| 1/26/2019 1:27 | 0 | 6.737 | 11.7 | 59.5 |
| 1/26/2019 1:37 | 0 | 6.737 | 11.7 | 59.8 |
| 1/26/2019 1:47 | 0 | 6.737 | 11.5 | 59.9 |

## School Monitoring Station

| Time Stamp | $H_2S$ (PPB) | Battery (Volts) | Temperature (°F) | Humidity (%) |
|---|---|---|---|---|
| 1/26/2019 1:57 | 0 | 6.737 | 11.3 | 60.1 |
| 1/26/2019 2:07 | 0 | 6.737 | 11.1 | 60.3 |
| 1/26/2019 2:17 | 0 | 6.737 | 10.9 | 60.5 |
| 1/26/2019 2:27 | 0 | 6.737 | 10.8 | 60.8 |
| 1/26/2019 2:37 | 0 | 6.737 | 10.4 | 61.0 |
| 1/26/2019 2:47 | 0 | 6.737 | 10.2 | 61.4 |
| 1/26/2019 2:57 | 0 | 6.737 | 10.2 | 61.7 |
| 1/26/2019 3:07 | 0 | 6.737 | 10.2 | 61.9 |
| 1/26/2019 3:17 | 0 | 6.737 | 10.4 | 62.2 |
| 1/26/2019 3:27 | 0 | 6.737 | 10.6 | 62.3 |
| 1/26/2019 3:37 | 0 | 6.737 | 10.6 | 62.5 |
| 1/26/2019 3:47 | 0 | 6.737 | 10.6 | 62.5 |
| 1/26/2019 3:57 | 0 | 6.737 | 10.6 | 62.5 |
| 1/26/2019 4:07 | 0 | 6.737 | 10.6 | 62.5 |
| 1/26/2019 4:17 | 0 | 6.737 | 10.8 | 62.5 |
| 1/26/2019 4:27 | 0 | 6.737 | 11.1 | 62.8 |
| 1/26/2019 4:37 | 0 | 6.737 | 11.5 | 62.9 |
| 1/26/2019 4:47 | 0 | 6.737 | 11.8 | 63.2 |
| 1/26/2019 4:57 | 0 | 6.737 | 12.0 | 63.5 |
| 1/26/2019 5:07 | 0 | 6.737 | 12.4 | 63.6 |
| 1/26/2019 5:17 | 0 | 6.737 | 12.6 | 63.7 |
| 1/26/2019 5:27 | 0 | 6.737 | 12.7 | 63.7 |
| 1/26/2019 5:37 | 0 | 6.737 | 12.9 | 63.8 |
| 1/26/2019 5:47 | 0 | 6.737 | 13.1 | 63.9 |
| 1/26/2019 5:57 | 0 | 6.737 | 13.1 | 64.0 |
| 1/26/2019 6:07 | 0 | 6.746 | 13.1 | 64.1 |
| 1/26/2019 6:17 | 0 | 6.746 | 13.1 | 64.3 |
| 1/26/2019 6:27 | 0 | 6.746 | 13.3 | 64.4 |
| 1/26/2019 6:37 | 0 | 6.746 | 13.3 | 64.6 |
| 1/26/2019 6:47 | 0 | 6.746 | 13.1 | 64.7 |
| 1/26/2019 6:57 | 0 | 6.746 | 13.1 | 65.0 |
| 1/26/2019 7:07 | 0 | 6.746 | 13.1 | 65.3 |
| 1/26/2019 7:17 | 0 | 6.746 | 12.9 | 65.5 |
| 1/26/2019 7:27 | 0 | 6.746 | 12.9 | 65.7 |
| 1/26/2019 7:37 | 0 | 6.746 | 12.7 | 65.8 |
| 1/26/2019 7:47 | 0 | 6.746 | 12.6 | 66.0 |
| 1/26/2019 7:57 | 0 | 6.746 | 12.4 | 66.1 |
| 1/26/2019 8:07 | 0 | 6.746 | 12.2 | 66.3 |
| 1/26/2019 8:17 | 0 | 6.746 | 12.2 | 66.6 |
| 1/26/2019 8:27 | 0 | 6.746 | 12.7 | 66.8 |
| 1/26/2019 8:37 | 0 | 6.746 | 14.0 | 67.0 |
| 1/26/2019 8:47 | 0 | 6.746 | 15.4 | 67.0 |
| 1/26/2019 8:57 | 0 | 6.746 | 16.7 | 66.5 |
| 1/26/2019 9:07 | 0 | 6.746 | 18.0 | 65.8 |
| 1/26/2019 9:17 | 0 | 6.746 | 18.7 | 64.9 |
| 1/26/2019 9:27 | 0 | 6.746 | 19.4 | 64.0 |
| 1/26/2019 9:37 | 0 | 6.746 | 20.3 | 63.2 |
| 1/26/2019 9:47 | 0 | 6.754 | 21.0 | 62.5 |
| 1/26/2019 9:57 | 0 | 6.754 | 21.6 | 61.9 |
| 1/26/2019 10:07 | 0 | 6.754 | 22.6 | 61.2 |
| 1/26/2019 10:17 | 0 | 6.754 | 23.2 | 60.3 |
| 1/26/2019 10:27 | 0 | 6.754 | 23.7 | 59.5 |
| 1/26/2019 10:37 | 0 | 6.754 | 23.9 | 58.6 |
| 1/26/2019 10:47 | 0 | 6.754 | 24.3 | 58.0 |
| 1/26/2019 10:57 | 0 | 6.754 | 25.5 | 57.4 |
| 1/26/2019 11:07 | 0 | 6.763 | 27.0 | 56.9 |
| 1/26/2019 11:17 | 0 | 6.763 | 28.0 | 56.0 |
| 1/26/2019 11:27 | 0 | 6.763 | 29.8 | 55.1 |
| 1/26/2019 11:37 | 0 | 6.763 | 30.0 | 54.1 |
| 1/26/2019 11:47 | 0 | 6.763 | 30.2 | 53.0 |
| 1/26/2019 11:57 | 0 | 6.763 | 31.3 | 52.2 |
| 1/26/2019 12:07 | 0 | 6.763 | 32.5 | 51.5 |
| 1/26/2019 12:17 | 0 | 6.772 | 34.0 | 50.7 |

## School Monitoring Station

| Time Stamp | $H_2S$ (PPB) | Battery (Volts) | Temperature (°F) | Humidity (%) |
|---|---|---|---|---|
| 1/26/2019 12:27 | 0 | 6.772 | 34.9 | 49.8 |
| 1/26/2019 12:37 | 0 | 6.772 | 34.7 | 48.7 |
| 1/26/2019 12:47 | 0 | 6.772 | 34.9 | 47.9 |
| 1/26/2019 12:57 | 0 | 6.772 | 34.9 | 47.1 |
| 1/26/2019 13:07 | 0 | 6.772 | 35.1 | 46.3 |
| 1/26/2019 13:17 | 0 | 6.772 | 35.6 | 45.6 |
| 1/26/2019 13:27 | 0 | 6.772 | 35.4 | 44.9 |
| 1/26/2019 13:37 | 0 | 6.772 | 35.6 | 44.4 |
| 1/26/2019 13:47 | 0 | 6.772 | 36.3 | 44.1 |
| 1/26/2019 13:57 | 0 | 6.781 | 35.6 | 43.5 |
| 1/26/2019 14:07 | 0 | 6.781 | 34.7 | 42.9 |
| 1/26/2019 14:17 | 0 | 6.781 | 34.5 | 42.6 |
| 1/26/2019 14:27 | 0 | 6.781 | 34.7 | 42.3 |
| 1/26/2019 14:37 | 0 | 6.781 | 34.5 | 42.1 |
| 1/26/2019 14:47 | 0 | 6.781 | 34.2 | 41.9 |
| 1/26/2019 14:57 | 0 | 6.781 | 34.2 | 41.8 |
| 1/26/2019 15:07 | 0 | 6.781 | 34.2 | 41.7 |
| 1/26/2019 15:17 | 0 | 6.781 | 33.6 | 41.6 |
| 1/26/2019 15:27 | 0 | 6.781 | 33.3 | 41.5 |
| 1/26/2019 15:37 | 0 | 6.781 | 32.4 | 41.5 |
| 1/26/2019 15:47 | 0 | 6.781 | 31.3 | 41.4 |
| 1/26/2019 15:57 | 0 | 6.781 | 29.7 | 41.4 |
| 1/26/2019 16:07 | 0 | 6.772 | 28.6 | 41.7 |
| 1/26/2019 16:17 | 0 | 6.772 | 27.5 | 42.1 |
| 1/26/2019 16:27 | 0 | 6.772 | 26.6 | 42.7 |
| 1/26/2019 16:37 | 0 | 6.772 | 25.7 | 43.3 |
| 1/26/2019 16:47 | 0 | 6.772 | 25.0 | 44.0 |
| 1/26/2019 16:57 | 0 | 6.772 | 24.1 | 44.8 |
| 1/26/2019 17:07 | 0 | 6.772 | 23.4 | 45.5 |
| 1/26/2019 17:17 | 0 | 6.772 | 22.6 | 46.2 |
| 1/26/2019 17:27 | 0 | 6.772 | 22.1 | 47.0 |
| 1/26/2019 17:37 | 0 | 6.763 | 21.6 | 47.7 |
| 1/26/2019 17:47 | 0 | 6.763 | 21.2 | 48.4 |
| 1/26/2019 17:57 | 0 | 6.763 | 20.8 | 49.2 |
| 1/26/2019 18:07 | 0 | 6.763 | 20.7 | 49.9 |
| 1/26/2019 18:17 | 0 | 6.763 | 20.5 | 50.6 |
| 1/26/2019 18:27 | 0 | 6.763 | 20.3 | 51.3 |
| 1/26/2019 18:37 | 0 | 6.763 | 20.1 | 51.9 |
| 1/26/2019 18:47 | 0 | 6.763 | 19.8 | 52.5 |
| 1/26/2019 18:57 | 0 | 6.763 | 19.6 | 53.1 |
| 1/26/2019 19:07 | 0 | 6.763 | 19.2 | 53.7 |
| 1/26/2019 19:17 | 0 | 6.763 | 19.0 | 54.2 |
| 1/26/2019 19:27 | 0 | 6.763 | 18.9 | 54.7 |
| 1/26/2019 19:37 | 0 | 6.763 | 18.7 | 55.2 |
| 1/26/2019 19:47 | 0 | 6.763 | 18.3 | 55.8 |
| 1/26/2019 19:57 | 0 | 6.763 | 18.0 | 56.4 |
| 1/26/2019 20:07 | 0 | 6.754 | 18.0 | 57.0 |
| 1/26/2019 20:17 | 0 | 6.754 | 17.8 | 57.6 |
| 1/26/2019 20:27 | 0 | 6.754 | 17.8 | 58.2 |
| 1/26/2019 20:37 | 0 | 6.754 | 18.0 | 58.8 |
| 1/26/2019 20:47 | 0 | 6.754 | 18.0 | 59.3 |
| 1/26/2019 20:57 | 0 | 6.754 | 18.0 | 59.7 |
| 1/26/2019 21:07 | 0 | 6.754 | 18.1 | 60.1 |
| 1/26/2019 21:17 | 0 | 6.754 | 18.0 | 60.6 |
| 1/26/2019 21:27 | 0 | 6.754 | 17.8 | 60.9 |
| 1/26/2019 21:37 | 0 | 6.754 | 17.6 | 61.3 |
| 1/26/2019 21:47 | 0 | 6.754 | 17.4 | 61.7 |
| 1/26/2019 21:57 | 0 | 6.754 | 17.4 | 62.1 |
| 1/26/2019 22:07 | 0 | 6.754 | 17.4 | 62.6 |
| 1/26/2019 22:17 | 0 | 6.754 | 17.4 | 63.2 |
| 1/26/2019 22:27 | 0 | 6.754 | 17.6 | 63.6 |
| 1/26/2019 22:37 | 0 | 6.754 | 17.6 | 64.1 |
| 1/26/2019 22:47 | 0 | 6.754 | 17.8 | 64.6 |

## School Monitoring Station

| Time Stamp | $H_2S$ (PPB) | Battery (Volts) | Temperature (°F) | Humidity (%) |
|---|---|---|---|---|
| 1/26/2019 22:57 | 0 | 6.754 | 17.8 | 65.0 |
| 1/26/2019 23:07 | 0 | 6.754 | 17.8 | 65.4 |
| 1/26/2019 23:17 | 0 | 6.754 | 17.6 | 65.7 |
| 1/26/2019 23:27 | 0 | 6.754 | 17.4 | 66.0 |
| 1/26/2019 23:37 | 0 | 6.754 | 17.1 | 66.4 |
| 1/26/2019 23:47 | 0 | 6.754 | 16.9 | 66.7 |
| 1/26/2019 23:57 | 0 | 6.754 | 16.7 | 67.2 |
| 1/27/2019 0:07 | 0 | 6.754 | 16.9 | 67.8 |
| 1/27/2019 0:17 | 0 | 6.754 | 17.1 | 68.4 |
| 1/27/2019 0:27 | 0 | 6.754 | 17.2 | 69.0 |
| 1/27/2019 0:37 | 0 | 6.754 | 17.4 | 69.6 |
| 1/27/2019 0:47 | 0 | 6.754 | 17.4 | 70.1 |
| 1/27/2019 0:57 | 0 | 6.754 | 17.6 | 70.5 |
| 1/27/2019 1:07 | 0 | 6.754 | 17.8 | 70.8 |
| 1/27/2019 1:17 | 0 | 6.754 | 18.1 | 71.1 |
| 1/27/2019 1:27 | 0 | 6.754 | 18.5 | 71.5 |
| 1/27/2019 1:37 | 0 | 6.754 | 18.9 | 71.7 |
| 1/27/2019 1:47 | 0 | 6.763 | 19.2 | 72.0 |
| 1/27/2019 1:57 | 0 | 6.763 | 19.6 | 72.0 |
| 1/27/2019 2:07 | 0 | 6.763 | 19.9 | 72.1 |
| 1/27/2019 2:17 | 0 | 6.763 | 20.3 | 72.1 |
| 1/27/2019 2:27 | 0 | 6.763 | 20.7 | 72.1 |
| 1/27/2019 2:37 | 0 | 6.763 | 20.8 | 72.1 |
| 1/27/2019 2:47 | 0 | 6.763 | 21.0 | 72.0 |
| 1/27/2019 2:57 | 0 | 6.763 | 21.2 | 72.1 |
| 1/27/2019 3:07 | 0 | 6.763 | 21.6 | 72.2 |
| 1/27/2019 3:17 | 0 | 6.763 | 21.7 | 72.2 |
| 1/27/2019 3:27 | 0 | 6.763 | 22.1 | 72.2 |
| 1/27/2019 3:37 | 0 | 6.763 | 22.3 | 72.2 |
| 1/27/2019 3:47 | 0 | 6.772 | 22.5 | 72.0 |
| 1/27/2019 3:57 | 0 | 6.772 | 22.8 | 71.9 |
| 1/27/2019 4:07 | 0 | 6.772 | 22.8 | 71.8 |
| 1/27/2019 4:17 | 0 | 6.772 | 23.0 | 71.7 |
| 1/27/2019 4:27 | 0 | 6.772 | 23.2 | 71.5 |
| 1/27/2019 4:37 | 0 | 6.772 | 23.5 | 71.4 |
| 1/27/2019 4:47 | 0 | 6.772 | 23.7 | 71.3 |
| 1/27/2019 4:57 | 0 | 6.772 | 23.9 | 71.3 |
| 1/27/2019 5:07 | 0 | 6.772 | 24.1 | 71.3 |
| 1/27/2019 5:17 | 0 | 6.772 | 24.6 | 71.5 |
| 1/27/2019 5:27 | 0 | 6.772 | 25.2 | 71.9 |
| 1/27/2019 5:37 | 0 | 6.772 | 25.7 | 72.3 |
| 1/27/2019 5:47 | 0 | 6.772 | 26.4 | 72.7 |
| 1/27/2019 5:57 | 0 | 6.772 | 27.3 | 73.0 |
| 1/27/2019 6:07 | 0 | 6.772 | 28.0 | 73.3 |
| 1/27/2019 6:17 | 0 | 6.781 | 28.6 | 73.6 |
| 1/27/2019 6:27 | 0 | 6.781 | 28.9 | 73.7 |
| 1/27/2019 6:37 | 0 | 6.781 | 29.1 | 73.9 |
| 1/27/2019 6:47 | 0 | 6.781 | 29.3 | 74.0 |
| 1/27/2019 6:57 | 0 | 6.781 | 29.7 | 73.9 |
| 1/27/2019 7:07 | 0 | 6.781 | 29.8 | 73.9 |
| 1/27/2019 7:17 | 0 | 6.781 | 30.0 | 73.9 |
| 1/27/2019 7:27 | 0 | 6.781 | 30.0 | 74.0 |
| 1/27/2019 7:37 | 0 | 6.781 | 30.0 | 74.2 |
| 1/27/2019 7:47 | 0 | 6.781 | 30.0 | 74.3 |
| 1/27/2019 7:57 | 0 | 6.781 | 30.0 | 74.6 |
| 1/27/2019 8:07 | 0 | 6.781 | 29.8 | 75.2 |
| 1/27/2019 8:17 | 0 | 6.781 | 29.8 | 75.9 |
| 1/27/2019 8:27 | 0 | 6.781 | 30.0 | 76.6 |
| 1/27/2019 8:37 | 0 | 6.781 | 30.6 | 76.4 |
| 1/27/2019 8:47 | 0 | 6.781 | 30.7 | 74.9 |
| 1/27/2019 8:57 | 0 | 6.781 | 30.7 | 73.2 |
| 1/27/2019 9:07 | 0 | 6.781 | 31.1 | 71.7 |
| 1/27/2019 9:17 | 0 | 6.781 | 31.3 | 70.4 |

## School Monitoring Station

| Time Stamp | $H_2S$ (PPB) | Battery (Volts) | Temperature (°F) | Humidity (%) |
|---|---|---|---|---|
| 1/27/2019 9:27 | 0 | 6.781 | 31.5 | 69.4 |
| 1/27/2019 9:37 | 0 | 6.781 | 31.8 | 68.6 |
| 1/27/2019 9:47 | 0 | 6.781 | 32.7 | 67.9 |
| 1/27/2019 9:57 | 0 | 6.781 | 33.6 | 67.3 |
| 1/27/2019 10:07 | 0 | 6.781 | 32.2 | 66.5 |
| 1/27/2019 10:17 | 0 | 6.781 | 31.1 | 65.8 |
| 1/27/2019 10:27 | 0 | 6.781 | 31.6 | 65.4 |
| 1/27/2019 10:37 | 0 | 6.781 | 32.0 | 64.8 |
| 1/27/2019 10:47 | 0 | 6.781 | 31.6 | 64.2 |
| 1/27/2019 10:57 | 0 | 6.781 | 31.3 | 63.4 |
| 1/27/2019 11:07 | 0 | 6.781 | 31.1 | 62.8 |
| 1/27/2019 11:17 | 0 | 6.781 | 31.3 | 62.1 |
| 1/27/2019 11:27 | 0 | 6.781 | 31.6 | 61.3 |
| 1/27/2019 11:37 | 0 | 6.781 | 32.5 | 60.5 |
| 1/27/2019 11:47 | 0 | 6.781 | 32.9 | 59.5 |
| 1/27/2019 11:57 | 0 | 6.781 | 32.7 | 58.8 |
| 1/27/2019 12:07 | 0 | 6.781 | 32.0 | 58.3 |
| 1/27/2019 12:17 | 0 | 6.781 | 31.3 | 58.1 |
| 1/27/2019 12:27 | 0 | 6.781 | 30.4 | 58.2 |
| 1/27/2019 12:37 | 0 | 6.781 | 30.7 | 58.5 |
| 1/27/2019 12:47 | 0 | 6.781 | 32.9 | 58.4 |
| 1/27/2019 12:57 | 0 | 6.781 | 32.4 | 57.5 |
| 1/27/2019 13:07 | 0 | 6.781 | 32.7 | 56.2 |
| 1/27/2019 13:17 | 0 | 6.781 | 34.0 | 55.2 |
| 1/27/2019 13:27 | 0 | 6.781 | 34.2 | 54.0 |
| 1/27/2019 13:37 | 0 | 6.781 | 34.5 | 53.0 |
| 1/27/2019 13:47 | 0 | 6.781 | 34.2 | 52.0 |
| 1/27/2019 13:57 | 0 | 6.781 | 34.5 | 51.2 |
| 1/27/2019 14:07 | 0 | 6.781 | 34.7 | 50.4 |
| 1/27/2019 14:17 | 0 | 6.781 | 34.5 | 49.7 |
| 1/27/2019 14:27 | 0 | 6.781 | 34.2 | 49.1 |
| 1/27/2019 14:37 | 0 | 6.781 | 33.6 | 48.6 |
| 1/27/2019 14:47 | 0 | 6.781 | 32.7 | 48.0 |
| 1/27/2019 14:57 | 0 | 6.781 | 31.5 | 47.5 |
| 1/27/2019 15:07 | 0 | 6.781 | 29.8 | 47.0 |
| 1/27/2019 15:17 | 0 | 6.781 | 28.4 | 46.8 |
| 1/27/2019 15:27 | 0 | 6.781 | 29.1 | 47.0 |
| 1/27/2019 15:37 | 0 | 6.781 | 29.5 | 47.1 |
| 1/27/2019 15:47 | 0 | 6.781 | 28.6 | 47.0 |
| 1/27/2019 15:57 | 0 | 6.781 | 27.5 | 46.9 |
| 1/27/2019 16:07 | 0 | 6.781 | 26.8 | 47.1 |
| 1/27/2019 16:17 | 0 | 6.772 | 25.5 | 47.3 |
| 1/27/2019 16:27 | 0 | 6.772 | 24.4 | 47.5 |
| 1/27/2019 16:37 | 0 | 6.772 | 23.5 | 47.9 |
| 1/27/2019 16:47 | 0 | 6.772 | 22.6 | 48.3 |
| 1/27/2019 16:57 | 0 | 6.772 | 21.9 | 48.7 |
| 1/27/2019 17:07 | 0 | 6.772 | 21.2 | 49.4 |
| 1/27/2019 17:17 | 0 | 6.772 | 20.7 | 50.0 |
| 1/27/2019 17:27 | 0 | 6.763 | 20.3 | 50.6 |
| 1/27/2019 17:37 | 0 | 6.763 | 19.8 | 51.2 |
| 1/27/2019 17:47 | 0 | 6.763 | 19.4 | 51.8 |
| 1/27/2019 17:57 | 0 | 6.763 | 19.2 | 52.5 |
| 1/27/2019 18:07 | 0 | 6.763 | 18.7 | 53.3 |
| 1/27/2019 18:17 | 0 | 6.763 | 18.3 | 54.1 |
| 1/27/2019 18:27 | 0 | 6.763 | 18.1 | 55.0 |
| 1/27/2019 18:37 | 0 | 6.763 | 17.6 | 55.8 |
| 1/27/2019 18:47 | 0 | 6.763 | 17.4 | 56.7 |
| 1/27/2019 18:57 | 0 | 6.763 | 16.7 | 57.4 |
| 1/27/2019 19:07 | 0 | 6.763 | 16.2 | 58.1 |
| 1/27/2019 19:17 | 0 | 6.754 | 16.0 | 58.5 |
| 1/27/2019 19:27 | 0 | 6.754 | 15.6 | 58.8 |
| 1/27/2019 19:37 | 0 | 6.754 | 15.3 | 59.2 |
| 1/27/2019 19:47 | 0 | 6.754 | 15.1 | 59.5 |

## School Monitoring Station

| Time Stamp | $H_2S$ (PPB) | Battery (Volts) | Temperature (°F) | Humidity (%) |
|---|---|---|---|---|
| 1/27/2019 19:57 | 0 | 6.754 | 14.9 | 59.9 |
| 1/27/2019 20:07 | 0 | 6.754 | 14.7 | 60.3 |
| 1/27/2019 20:17 | 0 | 6.754 | 14.5 | 60.7 |
| 1/27/2019 20:27 | 0 | 6.754 | 14.2 | 61.1 |
| 1/27/2019 20:37 | 0 | 6.754 | 14.0 | 61.4 |
| 1/27/2019 20:47 | 0 | 6.754 | 14.2 | 61.6 |
| 1/27/2019 20:57 | 0 | 6.754 | 14.2 | 61.6 |
| 1/27/2019 21:07 | 0 | 6.754 | 14.4 | 61.6 |
| 1/27/2019 21:17 | 0 | 6.754 | 14.5 | 61.8 |
| 1/27/2019 21:27 | 0 | 6.754 | 14.5 | 61.9 |
| 1/27/2019 21:37 | 0 | 6.754 | 14.7 | 61.8 |
| 1/27/2019 21:47 | 0 | 6.754 | 14.7 | 61.4 |
| 1/27/2019 21:57 | 0 | 6.754 | 14.9 | 61.1 |
| 1/27/2019 22:07 | 0 | 6.754 | 14.9 | 60.7 |
| 1/27/2019 22:17 | 0 | 6.754 | 14.7 | 60.3 |
| 1/27/2019 22:27 | 0 | 6.754 | 14.7 | 60.0 |
| 1/27/2019 22:37 | 0 | 6.754 | 14.7 | 59.7 |
| 1/27/2019 22:47 | 0 | 6.754 | 14.5 | 59.5 |
| 1/27/2019 22:57 | 0 | 6.754 | 14.5 | 59.3 |
| 1/27/2019 23:07 | 0 | 6.754 | 14.4 | 59.3 |
| 1/27/2019 23:17 | 0 | 6.754 | 14.4 | 59.2 |
| 1/27/2019 23:27 | 0 | 6.754 | 14.2 | 59.3 |
| 1/27/2019 23:37 | 0 | 6.754 | 14.2 | 59.4 |
| 1/27/2019 23:47 | 0 | 6.754 | 14.2 | 59.5 |
| 1/27/2019 23:57 | 0 | 6.754 | 14.2 | 59.7 |
| 1/28/2019 0:07 | 0 | 6.754 | 14.2 | 59.7 |
| 1/28/2019 0:17 | 0 | 6.754 | 14.0 | 59.9 |
| 1/28/2019 0:27 | 0 | 6.754 | 14.0 | 60.0 |
| 1/28/2019 0:37 | 0 | 6.754 | 14.0 | 60.1 |
| 1/28/2019 0:47 | 0 | 6.754 | 14.0 | 60.2 |
| 1/28/2019 0:57 | 0 | 6.754 | 13.6 | 60.2 |
| 1/28/2019 1:07 | 0 | 6.754 | 13.6 | 60.3 |
| 1/28/2019 1:17 | 0 | 6.754 | 13.5 | 60.4 |
| 1/28/2019 1:27 | 0 | 6.754 | 13.3 | 60.6 |
| 1/28/2019 1:37 | 0 | 6.754 | 13.1 | 60.7 |
| 1/28/2019 1:47 | 0 | 6.754 | 13.1 | 60.9 |
| 1/28/2019 1:57 | 0 | 6.754 | 12.9 | 61.1 |
| 1/28/2019 2:07 | 0 | 6.754 | 12.9 | 61.3 |
| 1/28/2019 2:17 | 0 | 6.754 | 12.7 | 61.5 |
| 1/28/2019 2:27 | 0 | 6.754 | 12.6 | 61.7 |
| 1/28/2019 2:37 | 0 | 6.754 | 12.4 | 61.9 |
| 1/28/2019 2:47 | 0 | 6.754 | 12.2 | 62.0 |
| 1/28/2019 2:57 | 0 | 6.754 | 12.2 | 62.2 |
| 1/28/2019 3:07 | 0 | 6.754 | 12.0 | 62.3 |
| 1/28/2019 3:17 | 0 | 6.754 | 12.0 | 62.5 |
| 1/28/2019 3:27 | 0 | 6.754 | 11.8 | 62.7 |
| 1/28/2019 3:37 | 0 | 6.754 | 11.8 | 62.9 |
| 1/28/2019 3:47 | 0 | 6.754 | 11.8 | 63.1 |
| 1/28/2019 3:57 | 0 | 6.754 | 12.0 | 63.2 |
| 1/28/2019 4:07 | 0 | 6.754 | 12.0 | 63.4 |
| 1/28/2019 4:17 | 0 | 6.754 | 12.0 | 63.5 |
| 1/28/2019 4:27 | 0 | 6.754 | 11.8 | 63.6 |
| 1/28/2019 4:37 | 0 | 6.754 | 11.8 | 63.7 |
| 1/28/2019 4:47 | 0 | 6.754 | 11.8 | 63.8 |
| 1/28/2019 4:57 | 0 | 6.754 | 11.7 | 63.9 |
| 1/28/2019 5:07 | 0 | 6.754 | 11.5 | 64.0 |
| 1/28/2019 5:17 | 0 | 6.754 | 11.3 | 64.1 |
| 1/28/2019 5:27 | 0 | 6.754 | 11.3 | 64.3 |
| 1/28/2019 5:37 | 0 | 6.746 | 11.3 | 64.5 |
| 1/28/2019 5:47 | 0 | 6.754 | 11.3 | 64.7 |
| 1/28/2019 5:57 | 0 | 6.746 | 11.3 | 64.9 |
| 1/28/2019 6:07 | 0 | 6.754 | 11.3 | 65.2 |
| 1/28/2019 6:17 | 0 | 6.754 | 11.5 | 65.4 |

## School Monitoring Station

| Time Stamp | $H_2S$ (PPB) | Battery (Volts) | Temperature (°F) | Humidity (%) |
|---|---|---|---|---|
| 1/28/2019 6:27 | 0 | 6.754 | 11.5 | 65.6 |
| 1/28/2019 6:37 | 0 | 6.754 | 11.5 | 65.8 |
| 1/28/2019 6:47 | 0 | 6.754 | 11.5 | 66.1 |
| 1/28/2019 6:57 | 0 | 6.754 | 11.5 | 66.6 |
| 1/28/2019 7:07 | 0 | 6.754 | 11.7 | 67.2 |
| 1/28/2019 7:17 | 0 | 6.754 | 11.7 | 67.9 |
| 1/28/2019 7:27 | 0 | 6.754 | 11.7 | 68.7 |
| 1/28/2019 7:37 | 0 | 6.754 | 11.8 | 69.5 |
| 1/28/2019 7:47 | 0 | 6.754 | 11.8 | 70.2 |
| 1/28/2019 7:57 | 0 | 6.754 | 12.0 | 70.7 |
| 1/28/2019 8:07 | 0 | 6.754 | 12.2 | 71.2 |
| 1/28/2019 8:17 | 0 | 6.754 | 12.7 | 71.6 |
| 1/28/2019 8:27 | 0 | 6.754 | 13.6 | 71.9 |
| 1/28/2019 8:37 | 0 | 6.754 | 14.0 | 72.0 |
| 1/28/2019 8:47 | 0 | 6.754 | 14.5 | 71.8 |
| 1/28/2019 8:57 | 0 | 6.754 | 14.4 | 71.4 |
| 1/28/2019 9:07 | 0 | 6.754 | 14.5 | 71.2 |
| 1/28/2019 9:17 | 0 | 6.754 | 15.3 | 71.0 |
| 1/28/2019 9:27 | 0 | 6.754 | 16.0 | 70.8 |
| 1/28/2019 9:37 | 0 | 6.754 | 16.7 | 70.6 |
| 1/28/2019 9:47 | 0 | 6.754 | 17.2 | 70.1 |
| 1/28/2019 9:57 | 0 | 6.763 | 17.6 | 69.7 |
| 1/28/2019 10:07 | 0 | 6.763 | 17.8 | 69.2 |
| 1/28/2019 10:17 | 0 | 6.763 | 18.0 | 68.6 |
| 1/28/2019 10:27 | 0 | 6.763 | 18.0 | 68.1 |
| 1/28/2019 10:37 | 0 | 6.763 | 17.8 | 67.6 |
| 1/28/2019 10:47 | 0 | 6.763 | 17.8 | 67.3 |
| 1/28/2019 10:57 | 0 | 6.763 | 18.5 | 66.9 |
| 1/28/2019 11:07 | 0 | 6.763 | 19.4 | 66.4 |
| 1/28/2019 11:17 | 0 | 6.763 | 20.1 | 65.6 |
| 1/28/2019 11:27 | 0 | 6.763 | 21.4 | 64.7 |
| 1/28/2019 11:37 | 0 | 6.763 | 22.6 | 63.6 |
| 1/28/2019 11:47 | 0 | 6.763 | 24.6 | 62.5 |
| 1/28/2019 11:57 | 0 | 6.763 | 25.0 | 61.0 |
| 1/28/2019 12:07 | 0 | 6.763 | 24.1 | 59.5 |
| 1/28/2019 12:17 | 0 | 6.772 | 24.6 | 58.4 |
| 1/28/2019 12:27 | 0 | 6.772 | 24.1 | 57.4 |
| 1/28/2019 12:37 | 0 | 6.772 | 23.9 | 56.6 |
| 1/28/2019 12:47 | 0 | 6.772 | 23.7 | 55.8 |
| 1/28/2019 12:57 | 0 | 6.772 | 23.9 | 55.2 |
| 1/28/2019 13:07 | 0 | 6.772 | 23.7 | 54.7 |
| 1/28/2019 13:17 | 0 | 6.772 | 23.7 | 54.3 |
| 1/28/2019 13:27 | 0 | 6.772 | 23.9 | 54.0 |
| 1/28/2019 13:37 | 0 | 6.772 | 23.5 | 53.8 |
| 1/28/2019 13:47 | 0 | 6.772 | 22.8 | 53.4 |
| 1/28/2019 13:57 | 0 | 6.772 | 22.3 | 53.2 |
| 1/28/2019 14:07 | 0 | 6.772 | 21.7 | 53.1 |
| 1/28/2019 14:17 | 0 | 6.772 | 21.2 | 53.2 |
| 1/28/2019 14:27 | 0 | 6.772 | 20.8 | 53.4 |
| 1/28/2019 14:37 | 0 | 6.772 | 20.7 | 53.7 |
| 1/28/2019 14:47 | 0 | 6.772 | 20.5 | 53.9 |
| 1/28/2019 14:57 | 0 | 6.772 | 21.0 | 54.2 |
| 1/28/2019 15:07 | 0 | 6.772 | 22.1 | 54.5 |
| 1/28/2019 15:17 | 0 | 6.772 | 22.1 | 54.4 |
| 1/28/2019 15:27 | 0 | 6.772 | 21.6 | 54.1 |
| 1/28/2019 15:37 | 0 | 6.772 | 21.7 | 54.0 |
| 1/28/2019 15:47 | 0 | 6.772 | 21.9 | 53.9 |
| 1/28/2019 15:57 | 0 | 6.772 | 21.7 | 53.7 |
| 1/28/2019 16:07 | 0 | 6.772 | 21.0 | 53.5 |
| 1/28/2019 16:17 | 0 | 6.772 | 20.1 | 53.4 |
| 1/28/2019 16:27 | 0 | 6.772 | 19.6 | 53.6 |
| 1/28/2019 16:37 | 0 | 6.772 | 19.0 | 53.9 |
| 1/28/2019 16:47 | 0 | 6.772 | 18.9 | 54.3 |

## School Monitoring Station

| Time Stamp | $H_2S$ (PPB) | Battery (Volts) | Temperature (°F) | Humidity (%) |
|---|---|---|---|---|
| 1/28/2019 16:57 | 0 | 6.772 | 18.5 | 54.7 |
| 1/28/2019 17:07 | 0 | 6.772 | 18.1 | 55.0 |
| 1/28/2019 17:17 | 0 | 6.772 | 17.8 | 55.4 |
| 1/28/2019 17:27 | 0 | 6.772 | 17.4 | 55.7 |
| 1/28/2019 17:37 | 0 | 6.772 | 17.2 | 56.1 |
| 1/28/2019 17:47 | 0 | 6.772 | 17.1 | 56.4 |
| 1/28/2019 17:57 | 0 | 6.763 | 16.9 | 56.8 |
| 1/28/2019 18:07 | 0 | 6.763 | 16.7 | 57.1 |
| 1/28/2019 18:17 | 0 | 6.763 | 16.7 | 57.4 |
| 1/28/2019 18:27 | 0 | 6.763 | 16.7 | 57.7 |
| 1/28/2019 18:37 | 0 | 6.763 | 16.5 | 58.0 |
| 1/28/2019 18:47 | 0 | 6.763 | 16.5 | 58.2 |
| 1/28/2019 18:57 | 0 | 6.763 | 16.3 | 58.4 |
| 1/28/2019 19:07 | 0 | 6.763 | 16.3 | 58.7 |
| 1/28/2019 19:17 | 0 | 6.763 | 16.3 | 58.9 |
| 1/28/2019 19:27 | 0 | 6.763 | 16.3 | 59.1 |
| 1/28/2019 19:37 | 0 | 6.763 | 16.3 | 59.4 |
| 1/28/2019 19:47 | 0 | 6.763 | 16.5 | 59.7 |
| 1/28/2019 19:57 | 0 | 6.763 | 16.9 | 59.9 |
| 1/28/2019 20:07 | 0 | 6.763 | 17.1 | 60.2 |
| 1/28/2019 20:17 | 0 | 6.763 | 17.4 | 60.4 |
| 1/28/2019 20:27 | 0 | 6.763 | 17.6 | 60.6 |
| 1/28/2019 20:37 | 0 | 6.763 | 18.0 | 60.8 |
| 1/28/2019 20:47 | 0 | 6.772 | 18.1 | 61.0 |
| 1/28/2019 20:57 | 0 | 6.772 | 18.7 | 61.3 |
| 1/28/2019 21:07 | 0 | 6.772 | 19.0 | 61.6 |
| 1/28/2019 21:17 | 0 | 6.772 | 19.8 | 61.8 |
| 1/28/2019 21:27 | 0 | 6.772 | 20.5 | 61.9 |
| 1/28/2019 21:37 | 0 | 6.772 | 21.2 | 61.8 |
| 1/28/2019 21:47 | 0 | 6.772 | 21.9 | 61.5 |
| 1/28/2019 21:57 | 0 | 6.772 | 22.6 | 61.2 |
| 1/28/2019 22:07 | 0 | 6.781 | 23.2 | 60.9 |
| 1/28/2019 22:17 | 0 | 6.781 | 23.5 | 60.5 |
| 1/28/2019 22:27 | 0 | 6.781 | 24.1 | 60.2 |
| 1/28/2019 22:37 | 0 | 6.781 | 24.6 | 59.8 |
| 1/28/2019 22:47 | 0 | 6.781 | 25.3 | 59.4 |
| 1/28/2019 22:57 | 0 | 6.781 | 25.9 | 58.9 |
| 1/28/2019 23:07 | 0 | 6.781 | 26.4 | 58.5 |
| 1/28/2019 23:17 | 0 | 6.781 | 27.0 | 58.1 |
| 1/28/2019 23:27 | 0 | 6.781 | 27.3 | 57.8 |
| 1/28/2019 23:37 | 0 | 6.781 | 27.5 | 57.4 |
| 1/28/2019 23:47 | 0 | 6.790 | 27.9 | 57.2 |
| 1/28/2019 23:57 | 0 | 6.790 | 28.0 | 57.0 |
| 1/29/2019 0:07 | 0 | 6.790 | 28.4 | 56.9 |
| 1/29/2019 0:17 | 0 | 6.790 | 28.8 | 56.9 |
| 1/29/2019 0:27 | 0 | 6.790 | 29.1 | 56.9 |
| 1/29/2019 0:37 | 0 | 6.790 | 29.5 | 56.8 |
| 1/29/2019 0:47 | 0 | 6.790 | 29.7 | 56.7 |
| 1/29/2019 0:57 | 0 | 6.790 | 29.8 | 56.7 |
| 1/29/2019 1:07 | 0 | 6.790 | 30.0 | 56.6 |
| 1/29/2019 1:17 | 0 | 6.790 | 30.2 | 56.6 |
| 1/29/2019 1:27 | 0 | 6.790 | 30.4 | 56.6 |
| 1/29/2019 1:37 | 0 | 6.790 | 30.6 | 56.6 |
| 1/29/2019 1:47 | 0 | 6.790 | 30.6 | 56.6 |
| 1/29/2019 1:57 | 0 | 6.790 | 30.7 | 56.6 |
| 1/29/2019 2:07 | 0 | 6.798 | 30.9 | 56.8 |
| 1/29/2019 2:17 | 0 | 6.798 | 31.1 | 56.9 |
| 1/29/2019 2:27 | 0 | 6.798 | 31.3 | 57.2 |
| 1/29/2019 2:37 | 0 | 6.798 | 31.5 | 57.4 |
| 1/29/2019 2:47 | 0 | 6.798 | 31.8 | 57.5 |
| 1/29/2019 2:57 | 0 | 6.798 | 32.0 | 57.7 |
| 1/29/2019 3:07 | 0 | 6.798 | 32.0 | 57.9 |
| 1/29/2019 3:17 | 0 | 6.798 | 32.2 | 58.2 |

## School Monitoring Station

| Time Stamp | $H_2S$ (PPB) | Battery (Volts) | Temperature (°F) | Humidity (%) |
|---|---|---|---|---|
| 1/29/2019 3:27 | 0 | 6.798 | 32.4 | 58.7 |
| 1/29/2019 3:37 | 0 | 6.798 | 32.5 | 59.3 |
| 1/29/2019 3:47 | 0 | 6.798 | 32.5 | 59.9 |
| 1/29/2019 3:57 | 0 | 6.798 | 32.5 | 60.6 |
| 1/29/2019 4:07 | 0 | 6.798 | 32.5 | 61.1 |
| 1/29/2019 4:17 | 0 | 6.798 | 32.5 | 61.7 |
| 1/29/2019 4:27 | 0 | 6.798 | 32.5 | 62.2 |
| 1/29/2019 4:37 | 0 | 6.798 | 32.5 | 62.6 |
| 1/29/2019 4:47 | 0 | 6.798 | 32.5 | 63.0 |
| 1/29/2019 4:57 | 0 | 6.798 | 32.5 | 63.3 |
| 1/29/2019 5:07 | 0 | 6.798 | 32.5 | 63.7 |
| 1/29/2019 5:17 | 0 | 6.798 | 32.5 | 64.0 |
| 1/29/2019 5:27 | 0 | 6.798 | 32.5 | 64.4 |
| 1/29/2019 5:37 | 0 | 6.798 | 32.7 | 64.7 |
| 1/29/2019 5:47 | 0 | 6.798 | 32.7 | 64.9 |
| 1/29/2019 5:57 | 0 | 6.798 | 32.5 | 65.0 |
| 1/29/2019 6:07 | 0 | 6.798 | 32.2 | 65.1 |
| 1/29/2019 6:17 | 0 | 6.798 | 32.0 | 65.3 |
| 1/29/2019 6:27 | 0 | 6.798 | 31.8 | 65.5 |
| 1/29/2019 6:37 | 0 | 6.798 | 31.6 | 65.8 |
| 1/29/2019 6:47 | 0 | 6.798 | 31.6 | 66.0 |
| 1/29/2019 6:57 | 0 | 6.798 | 31.5 | 66.3 |
| 1/29/2019 7:07 | 0 | 6.798 | 31.3 | 66.5 |
| 1/29/2019 7:17 | 0 | 6.798 | 31.3 | 66.7 |
| 1/29/2019 7:27 | 0 | 6.798 | 31.3 | 66.9 |
| 1/29/2019 7:37 | 0 | 6.798 | 31.1 | 67.2 |
| 1/29/2019 7:47 | 0 | 6.798 | 31.1 | 67.3 |
| 1/29/2019 7:57 | 0 | 6.798 | 31.1 | 67.5 |
| 1/29/2019 8:07 | 0 | 6.798 | 31.1 | 67.6 |
| 1/29/2019 8:17 | 0 | 6.798 | 30.9 | 67.9 |
| 1/29/2019 8:27 | 0 | 6.790 | 31.1 | 68.2 |
| 1/29/2019 8:37 | 0 | 6.798 | 31.1 | 68.9 |
| 1/29/2019 8:47 | 0 | 6.790 | 30.9 | 69.3 |
| 1/29/2019 8:57 | 0 | 6.790 | 30.9 | 69.7 |
| 1/29/2019 9:07 | 0 | 6.790 | 30.7 | 69.9 |
| 1/29/2019 9:17 | 0 | 6.798 | 30.7 | 70.2 |
| 1/29/2019 9:27 | 0 | 6.798 | 30.7 | 70.3 |
| 1/29/2019 9:37 | 0 | 6.790 | 30.7 | 69.9 |
| 1/29/2019 9:47 | 0 | 6.790 | 30.6 | 69.4 |
| 1/29/2019 9:57 | 0 | 6.790 | 30.6 | 68.8 |
| 1/29/2019 10:07 | 0 | 6.790 | 30.4 | 67.8 |
| 1/29/2019 10:17 | 0 | 6.790 | 30.4 | 66.9 |
| 1/29/2019 10:27 | 0 | 6.790 | 30.2 | 66.2 |
| 1/29/2019 10:37 | 0 | 6.790 | 30.4 | 65.8 |
| 1/29/2019 10:47 | 0 | 6.790 | 30.2 | 65.5 |
| 1/29/2019 10:57 | 0 | 6.790 | 30.2 | 65.3 |
| 1/29/2019 11:07 | 0 | 6.790 | 30.4 | 65.2 |
| 1/29/2019 11:17 | 0 | 6.790 | 30.4 | 64.9 |
| 1/29/2019 11:27 | 0 | 6.790 | 30.4 | 64.6 |
| 1/29/2019 11:37 | 0 | 6.790 | 30.4 | 64.3 |
| 1/29/2019 11:47 | 0 | 6.790 | 30.4 | 64.1 |
| 1/29/2019 11:57 | 0 | 6.790 | 30.4 | 63.9 |
| 1/29/2019 12:07 | 0 | 6.790 | 30.4 | 63.7 |
| 1/29/2019 12:17 | 0 | 6.790 | 30.6 | 63.7 |
| 1/29/2019 12:27 | 0 | 6.790 | 30.6 | 63.6 |
| 1/29/2019 12:37 | 0 | 6.790 | 30.7 | 63.4 |
| 1/29/2019 12:47 | 0 | 6.790 | 30.4 | 63.3 |
| 1/29/2019 12:57 | 0 | 6.790 | 30.2 | 63.3 |
| 1/29/2019 13:07 | 0 | 6.790 | 30.4 | 63.5 |
| 1/29/2019 13:17 | 0 | 6.790 | 30.7 | 63.7 |
| 1/29/2019 13:27 | 0 | 6.790 | 30.7 | 63.8 |
| 1/29/2019 13:37 | 0 | 6.790 | 30.9 | 63.9 |
| 1/29/2019 13:47 | 0 | 6.790 | 31.1 | 63.9 |

## School Monitoring Station

| Time Stamp | $H_2S$ (PPB) | Battery (Volts) | Temperature (°F) | Humidity (%) |
|---|---|---|---|---|
| 1/29/2019 13:57 | 0 | 6.790 | 31.6 | 63.7 |
| 1/29/2019 14:07 | 0 | 6.790 | 32.0 | 63.3 |
| 1/29/2019 14:17 | 0 | 6.790 | 32.4 | 62.6 |
| 1/29/2019 14:27 | 0 | 6.790 | 32.7 | 61.9 |
| 1/29/2019 14:37 | 0 | 6.790 | 32.9 | 60.9 |
| 1/29/2019 14:47 | 0 | 6.790 | 33.4 | 59.8 |
| 1/29/2019 14:57 | 0 | 6.790 | 33.4 | 58.6 |
| 1/29/2019 15:07 | 0 | 6.790 | 33.1 | 57.6 |
| 1/29/2019 15:17 | 0 | 6.790 | 32.9 | 57.0 |
| 1/29/2019 15:27 | 0 | 6.790 | 32.5 | 56.5 |
| 1/29/2019 15:37 | 0 | 6.790 | 32.0 | 56.4 |
| 1/29/2019 15:47 | 0 | 6.790 | 31.3 | 57.0 |
| 1/29/2019 15:57 | 0 | 6.790 | 30.6 | 57.8 |
| 1/29/2019 16:07 | 0 | 6.790 | 29.8 | 58.6 |
| 1/29/2019 16:17 | 0 | 6.790 | 29.3 | 59.4 |
| 1/29/2019 16:27 | 0 | 6.790 | 28.8 | 59.9 |
| 1/29/2019 16:37 | 0 | 6.790 | 28.2 | 60.4 |
| 1/29/2019 16:47 | 0 | 6.790 | 27.9 | 60.9 |
| 1/29/2019 16:57 | 0 | 6.790 | 27.3 | 61.5 |
| 1/29/2019 17:07 | 0 | 6.790 | 27.0 | 61.9 |
| 1/29/2019 17:17 | 0 | 6.790 | 26.6 | 62.3 |
| 1/29/2019 17:27 | 0 | 6.790 | 26.2 | 62.8 |
| 1/29/2019 17:37 | 0 | 6.781 | 25.9 | 63.3 |
| 1/29/2019 17:47 | 0 | 6.781 | 25.7 | 63.8 |
| 1/29/2019 17:57 | 0 | 6.781 | 25.3 | 64.5 |
| 1/29/2019 18:07 | 0 | 6.781 | 25.2 | 65.1 |
| 1/29/2019 18:17 | 0 | 6.781 | 25.0 | 65.9 |
| 1/29/2019 18:27 | 0 | 6.781 | 24.8 | 66.7 |
| 1/29/2019 18:37 | 0 | 6.781 | 24.6 | 67.4 |
| 1/29/2019 18:47 | 0 | 6.781 | 24.4 | 68.2 |
| 1/29/2019 18:57 | 0 | 6.781 | 24.3 | 68.9 |
| 1/29/2019 19:07 | 0 | 6.781 | 24.3 | 69.6 |
| 1/29/2019 19:17 | 0 | 6.781 | 24.1 | 70.3 |
| 1/29/2019 19:27 | 0 | 6.781 | 24.1 | 70.9 |
| 1/29/2019 19:37 | 0 | 6.781 | 23.9 | 71.6 |
| 1/29/2019 19:47 | 0 | 6.781 | 23.7 | 72.2 |
| 1/29/2019 19:57 | 0 | 6.781 | 23.7 | 72.9 |
| 1/29/2019 20:07 | 0 | 6.781 | 23.5 | 73.5 |
| 1/29/2019 20:17 | 0 | 6.781 | 23.5 | 74.0 |
| 1/29/2019 20:27 | 0 | 6.781 | 23.4 | 74.4 |
| 1/29/2019 20:37 | 0 | 6.781 | 23.2 | 74.5 |
| 1/29/2019 20:47 | 0 | 6.781 | 22.6 | 74.5 |
| 1/29/2019 20:57 | 0 | 6.781 | 22.3 | 73.6 |
| 1/29/2019 21:07 | 0 | 6.781 | 21.7 | 72.2 |
| 1/29/2019 21:17 | 0 | 6.781 | 21.0 | 70.5 |
| 1/29/2019 21:27 | 0 | 6.772 | 20.5 | 68.9 |
| 1/29/2019 21:37 | 0 | 6.772 | 19.9 | 67.5 |
| 1/29/2019 21:47 | 0 | 6.772 | 19.6 | 66.3 |
| 1/29/2019 21:57 | 0 | 6.772 | 19.2 | 65.1 |
| 1/29/2019 22:07 | 0 | 6.772 | 18.9 | 64.0 |
| 1/29/2019 22:17 | 0 | 6.772 | 18.5 | 63.0 |
| 1/29/2019 22:27 | 0 | 6.772 | 18.1 | 62.1 |
| 1/29/2019 22:37 | 0 | 6.772 | 18.0 | 61.3 |
| 1/29/2019 22:47 | 0 | 6.772 | 17.6 | 60.8 |
| 1/29/2019 22:57 | 0 | 6.763 | 17.4 | 60.3 |
| 1/29/2019 23:07 | 0 | 6.763 | 17.1 | 60.0 |
| 1/29/2019 23:17 | 0 | 6.763 | 16.9 | 59.8 |
| 1/29/2019 23:27 | 0 | 6.763 | 16.5 | 59.7 |
| 1/29/2019 23:37 | 0 | 6.763 | 16.2 | 59.7 |
| 1/29/2019 23:47 | 0 | 6.763 | 15.8 | 59.7 |
| 1/29/2019 23:57 | 0 | 6.763 | 15.6 | 59.8 |
| 1/30/2019 0:07 | 0 | 6.763 | 15.4 | 60.0 |
| 1/30/2019 0:17 | 0 | 6.763 | 15.4 | 60.0 |

## School Monitoring Station

| Time Stamp | $H_2S$ (PPB) | Battery (Volts) | Temperature (°F) | Humidity (%) |
|---|---|---|---|---|
| 1/30/2019 0:27 | 0 | 6.763 | 15.1 | 59.8 |
| 1/30/2019 0:37 | 0 | 6.763 | 14.7 | 59.6 |
| 1/30/2019 0:47 | 0 | 6.763 | 14.4 | 59.2 |
| 1/30/2019 0:57 | 0 | 6.763 | 14.2 | 58.7 |
| 1/30/2019 1:07 | 0 | 6.763 | 13.8 | 58.1 |
| 1/30/2019 1:17 | 0 | 6.763 | 13.5 | 57.7 |
| 1/30/2019 1:27 | 0 | 6.754 | 13.3 | 57.2 |
| 1/30/2019 1:37 | 0 | 6.754 | 13.1 | 56.9 |
| 1/30/2019 1:47 | 0 | 6.754 | 12.9 | 56.5 |
| 1/30/2019 1:57 | 0 | 6.754 | 12.9 | 56.3 |
| 1/30/2019 2:07 | 0 | 6.754 | 12.7 | 56.0 |
| 1/30/2019 2:17 | 0 | 6.754 | 12.6 | 55.8 |
| 1/30/2019 2:27 | 0 | 6.754 | 12.6 | 55.7 |
| 1/30/2019 2:37 | 0 | 6.754 | 12.4 | 55.5 |
| 1/30/2019 2:47 | 0 | 6.754 | 12.2 | 55.3 |
| 1/30/2019 2:57 | 0 | 6.754 | 12.0 | 55.1 |
| 1/30/2019 3:07 | 0 | 6.754 | 12.0 | 54.9 |
| 1/30/2019 3:17 | 0 | 6.754 | 12.0 | 54.7 |
| 1/30/2019 3:27 | 0 | 6.754 | 11.8 | 54.7 |
| 1/30/2019 3:37 | 0 | 6.754 | 11.7 | 54.6 |
| 1/30/2019 3:47 | 0 | 6.754 | 11.3 | 54.6 |
| 1/30/2019 3:57 | 0 | 6.754 | 11.3 | 54.6 |
| 1/30/2019 4:07 | 0 | 6.754 | 11.3 | 54.6 |
| 1/30/2019 4:17 | 0 | 6.754 | 11.3 | 54.6 |
| 1/30/2019 4:27 | 0 | 6.754 | 11.1 | 54.5 |
| 1/30/2019 4:37 | 0 | 6.754 | 10.9 | 54.5 |
| 1/30/2019 4:47 | 0 | 6.754 | 10.9 | 54.4 |
| 1/30/2019 4:57 | 0 | 6.754 | 10.8 | 54.3 |
| 1/30/2019 5:07 | 0 | 6.754 | 10.6 | 54.3 |
| 1/30/2019 5:17 | 0 | 6.754 | 10.4 | 54.1 |
| 1/30/2019 5:27 | 0 | 6.754 | 10.4 | 54.0 |
| 1/30/2019 5:37 | 0 | 6.754 | 10.2 | 53.9 |
| 1/30/2019 5:47 | 0 | 6.754 | 10.2 | 53.8 |
| 1/30/2019 5:57 | 0 | 6.754 | 10.0 | 53.8 |
| 1/30/2019 6:07 | 0 | 6.754 | 9.7 | 53.8 |
| 1/30/2019 6:17 | 0 | 6.754 | 9.5 | 54.0 |
| 1/30/2019 6:27 | 0 | 6.754 | 9.3 | 54.3 |
| 1/30/2019 6:37 | 0 | 6.754 | 9.3 | 54.5 |
| 1/30/2019 6:47 | 0 | 6.754 | 9.5 | 54.8 |
| 1/30/2019 6:57 | 0 | 6.754 | 9.7 | 55.1 |
| 1/30/2019 7:07 | 0 | 6.754 | 9.7 | 55.3 |
| 1/30/2019 7:17 | 0 | 6.754 | 9.9 | 55.5 |
| 1/30/2019 7:27 | 0 | 6.754 | 10.0 | 55.7 |
| 1/30/2019 7:37 | 0 | 6.754 | 10.2 | 56.0 |
| 1/30/2019 7:47 | 0 | 6.754 | 10.4 | 56.2 |
| 1/30/2019 7:57 | 0 | 6.754 | 10.8 | 56.4 |
| 1/30/2019 8:07 | 0 | 6.754 | 11.1 | 56.7 |
| 1/30/2019 8:17 | 0 | 6.754 | 11.5 | 57.2 |
| 1/30/2019 8:27 | 0 | 6.754 | 11.8 | 57.7 |
| 1/30/2019 8:37 | 0 | 6.754 | 12.0 | 58.2 |
| 1/30/2019 8:47 | 0 | 6.754 | 12.4 | 58.6 |
| 1/30/2019 8:57 | 0 | 6.754 | 12.9 | 58.9 |
| 1/30/2019 9:07 | 0 | 6.763 | 13.6 | 59.2 |
| 1/30/2019 9:17 | 0 | 6.763 | 14.2 | 59.4 |
| 1/30/2019 9:27 | 0 | 6.763 | 14.7 | 59.6 |
| 1/30/2019 9:37 | 0 | 6.763 | 14.7 | 59.7 |
| 1/30/2019 9:47 | 0 | 6.763 | 14.9 | 60.0 |
| 1/30/2019 9:57 | 0 | 6.763 | 14.7 | 60.2 |
| 1/30/2019 10:07 | 0 | 6.763 | 15.1 | 60.5 |
| 1/30/2019 10:17 | 0 | 6.763 | 15.4 | 60.6 |
| 1/30/2019 10:27 | 0 | 6.763 | 15.6 | 60.4 |
| 1/30/2019 10:37 | 0 | 6.763 | 14.7 | 60.3 |
| 1/30/2019 10:47 | 0 | 6.763 | 13.8 | 60.4 |

## School Monitoring Station

| Time Stamp | $H_2S$ (PPB) | Battery (Volts) | Temperature (°F) | Humidity (%) |
|---|---|---|---|---|
| 1/30/2019 10:57 | 0 | 6.763 | 14.0 | 60.7 |
| 1/30/2019 11:07 | 0 | 6.763 | 15.3 | 61.2 |
| 1/30/2019 11:17 | 0 | 6.763 | 17.6 | 61.2 |
| 1/30/2019 11:27 | 0 | 6.763 | 19.8 | 60.5 |
| 1/30/2019 11:37 | 0 | 6.763 | 21.9 | 59.2 |
| 1/30/2019 11:47 | 0 | 6.763 | 19.8 | 57.4 |
| 1/30/2019 11:57 | 0 | 6.763 | 17.4 | 56.2 |
| 1/30/2019 12:07 | 0 | 6.763 | 16.3 | 55.7 |
| 1/30/2019 12:17 | 0 | 6.763 | 16.3 | 55.5 |
| 1/30/2019 12:27 | 0 | 6.763 | 15.6 | 55.1 |
| 1/30/2019 12:37 | 0 | 6.763 | 15.1 | 54.7 |
| 1/30/2019 12:47 | 0 | 6.763 | 14.0 | 54.5 |
| 1/30/2019 12:57 | 0 | 6.763 | 13.1 | 54.4 |
| 1/30/2019 13:07 | 0 | 6.754 | 12.2 | 54.5 |
| 1/30/2019 13:17 | 0 | 6.754 | 11.5 | 54.6 |
| 1/30/2019 13:27 | 0 | 6.754 | 10.9 | 54.7 |
| 1/30/2019 13:37 | 0 | 6.754 | 10.2 | 55.1 |
| 1/30/2019 13:47 | 0 | 6.754 | 9.5 | 55.6 |
| 1/30/2019 13:57 | 0 | 6.754 | 9.1 | 56.3 |
| 1/30/2019 14:07 | 0 | 6.754 | 9.9 | 57.1 |
| 1/30/2019 14:17 | 0 | 6.754 | 9.7 | 57.8 |
| 1/30/2019 14:27 | 0 | 6.754 | 9.5 | 58.2 |
| 1/30/2019 14:37 | 0 | 6.754 | 8.8 | 58.3 |
| 1/30/2019 14:47 | 0 | 6.754 | 8.2 | 58.0 |
| 1/30/2019 14:57 | 0 | 6.746 | 8.1 | 57.4 |
| 1/30/2019 15:07 | 0 | 6.746 | 7.7 | 56.8 |
| 1/30/2019 15:17 | 0 | 6.754 | 7.5 | 56.2 |
| 1/30/2019 15:27 | 0 | 6.746 | 7.2 | 55.6 |
| 1/30/2019 15:37 | 0 | 6.754 | 6.6 | 55.1 |
| 1/30/2019 15:47 | 0 | 6.746 | 6.3 | 54.6 |
| 1/30/2019 15:57 | 0 | 6.746 | 5.7 | 54.2 |
| 1/30/2019 16:07 | 0 | 6.746 | 5.4 | 54.0 |
| 1/30/2019 16:17 | 0 | 6.746 | 5.2 | 53.9 |
| 1/30/2019 16:27 | 0 | 6.746 | 4.6 | 53.8 |
| 1/30/2019 16:37 | 0 | 6.746 | 4.1 | 53.8 |
| 1/30/2019 16:47 | 0 | 6.746 | 3.6 | 53.9 |
| 1/30/2019 16:57 | 0 | 6.746 | 3.0 | 54.2 |
| 1/30/2019 17:07 | 0 | 6.746 | 2.7 | 54.5 |
| 1/30/2019 17:17 | 0 | 6.746 | 2.1 | 54.8 |
| 1/30/2019 17:27 | 0 | 6.746 | 1.8 | 55.1 |
| 1/30/2019 17:37 | 0 | 6.746 | 1.4 | 55.4 |
| 1/30/2019 17:47 | 0 | 6.746 | 1.0 | 55.8 |
| 1/30/2019 17:57 | 0 | 6.746 | 0.9 | 56.2 |
| 1/30/2019 18:07 | 0 | 6.746 | 0.7 | 56.6 |
| 1/30/2019 18:17 | 0 | 6.746 | 0.5 | 57.1 |
| 1/30/2019 18:27 | 0 | 6.746 | 0.3 | 57.6 |
| 1/30/2019 18:37 | 0 | 6.746 | 0.3 | 58.2 |
| 1/30/2019 18:47 | 0 | 6.746 | 0.3 | 58.7 |
| 1/30/2019 18:57 | 0 | 6.746 | 0.1 | 59.2 |
| 1/30/2019 19:07 | 0 | 6.746 | 0.1 | 59.7 |
| 1/30/2019 19:17 | 0 | 6.746 | 0.0 | 60.0 |
| 1/30/2019 19:27 | 0 | 6.746 | 0.0 | 60.4 |
| 1/30/2019 19:37 | 0 | 6.746 | -0.2 | 60.6 |
| 1/30/2019 19:47 | 0 | 6.746 | -0.2 | 60.8 |
| 1/30/2019 19:57 | 0 | 6.746 | -0.4 | 61.1 |
| 1/30/2019 20:07 | 0 | 6.746 | -0.4 | 61.2 |
| 1/30/2019 20:17 | 0 | 6.746 | -0.4 | 61.3 |
| 1/30/2019 20:27 | 0 | 6.746 | -0.4 | 61.3 |
| 1/30/2019 20:37 | 0 | 6.746 | -0.6 | 61.3 |
| 1/30/2019 20:47 | 0 | 6.746 | -0.6 | 61.1 |
| 1/30/2019 20:57 | 0 | 6.746 | -0.6 | 60.9 |
| 1/30/2019 21:07 | 0 | 6.746 | -0.6 | 60.6 |
| 1/30/2019 21:17 | 0 | 6.746 | -0.8 | 60.3 |

## School Monitoring Station

| Time Stamp | $H_2S$ (PPB) | Battery (Volts) | Temperature (°F) | Humidity (%) |
|---|---|---|---|---|
| 1/30/2019 21:27 | 0 | 6.746 | -0.8 | 60.1 |
| 1/30/2019 21:37 | 0 | 6.737 | -0.8 | 59.8 |
| 1/30/2019 21:47 | 0 | 6.746 | -0.9 | 59.4 |
| 1/30/2019 21:57 | 0 | 6.737 | -0.9 | 59.0 |
| 1/30/2019 22:07 | 0 | 6.746 | -1.1 | 58.7 |
| 1/30/2019 22:17 | 0 | 6.737 | -1.1 | 58.4 |
| 1/30/2019 22:27 | 0 | 6.746 | -1.3 | 58.0 |
| 1/30/2019 22:37 | 0 | 6.737 | -1.3 | 57.7 |
| 1/30/2019 22:47 | 0 | 6.737 | -1.3 | 57.4 |
| 1/30/2019 22:57 | 0 | 6.737 | -1.3 | 57.1 |
| 1/30/2019 23:07 | 0 | 6.746 | -1.1 | 56.9 |
| 1/30/2019 23:17 | 0 | 6.737 | -1.1 | 56.6 |
| 1/30/2019 23:27 | 0 | 6.737 | -1.3 | 56.4 |
| 1/30/2019 23:37 | 0 | 6.737 | -1.3 | 56.2 |
| 1/30/2019 23:47 | 0 | 6.746 | -1.3 | 56.0 |
| 1/30/2019 23:57 | 0 | 6.737 | -1.3 | 55.8 |
| 1/31/2019 0:07 | 0 | 6.737 | -1.5 | 55.7 |
| 1/31/2019 0:17 | 0 | 6.737 | -1.5 | 55.6 |
| 1/31/2019 0:27 | 0 | 6.737 | -1.5 | 55.6 |
| 1/31/2019 0:37 | 0 | 6.737 | -1.7 | 55.7 |
| 1/31/2019 0:47 | 0 | 6.746 | -1.7 | 55.9 |
| 1/31/2019 0:57 | 0 | 6.746 | -1.7 | 56.1 |
| 1/31/2019 1:07 | 0 | 6.737 | -1.8 | 56.4 |
| 1/31/2019 1:17 | 0 | 6.737 | -1.7 | 56.8 |
| 1/31/2019 1:27 | 0 | 6.737 | -1.7 | 57.2 |
| 1/31/2019 1:37 | 0 | 6.737 | -1.7 | 57.7 |
| 1/31/2019 1:47 | 0 | 6.737 | -1.5 | 58.2 |
| 1/31/2019 1:57 | 0 | 6.737 | -1.5 | 58.8 |
| 1/31/2019 2:07 | 0 | 6.737 | -1.5 | 59.4 |
| 1/31/2019 2:17 | 0 | 6.737 | -1.7 | 59.9 |
| 1/31/2019 2:27 | 0 | 6.737 | -1.7 | 60.4 |
| 1/31/2019 2:37 | 0 | 6.737 | -1.7 | 60.9 |
| 1/31/2019 2:47 | 0 | 6.737 | -1.8 | 61.4 |
| 1/31/2019 2:57 | 0 | 6.737 | -1.7 | 61.8 |
| 1/31/2019 3:07 | 0 | 6.737 | -1.7 | 62.3 |
| 1/31/2019 3:17 | 0 | 6.737 | -1.7 | 62.6 |
| 1/31/2019 3:27 | 0 | 6.737 | -1.7 | 63.0 |
| 1/31/2019 3:37 | 0 | 6.737 | -1.7 | 63.2 |
| 1/31/2019 3:47 | 0 | 6.746 | -1.5 | 63.5 |
| 1/31/2019 3:57 | 0 | 6.737 | -1.5 | 63.7 |
| 1/31/2019 4:07 | 0 | 6.746 | -1.5 | 63.8 |
| 1/31/2019 4:17 | 0 | 6.737 | -1.5 | 63.9 |
| 1/31/2019 4:27 | 0 | 6.737 | -1.3 | 64.1 |
| 1/31/2019 4:37 | 0 | 6.737 | -1.3 | 64.2 |
| 1/31/2019 4:47 | 0 | 6.746 | -1.3 | 64.2 |
| 1/31/2019 4:57 | 0 | 6.746 | -1.3 | 64.2 |
| 1/31/2019 5:07 | 0 | 6.746 | -1.3 | 64.2 |
| 1/31/2019 5:17 | 0 | 6.746 | -1.3 | 64.2 |
| 1/31/2019 5:27 | 0 | 6.746 | -1.3 | 64.2 |
| 1/31/2019 5:37 | 0 | 6.746 | -1.3 | 64.2 |
| 1/31/2019 5:47 | 0 | 6.746 | -1.1 | 64.2 |
| 1/31/2019 5:57 | 0 | 6.746 | -1.1 | 64.3 |
| 1/31/2019 6:07 | 0 | 6.746 | -0.8 | 64.5 |
| 1/31/2019 6:17 | 0 | 6.746 | -0.6 | 64.6 |
| 1/31/2019 6:27 | 0 | 6.754 | -0.4 | 64.7 |
| 1/31/2019 6:37 | 0 | 6.746 | -0.2 | 64.8 |
| 1/31/2019 6:47 | 0 | 6.746 | -0.2 | 64.8 |
| 1/31/2019 6:57 | 0 | 6.746 | -0.2 | 64.9 |
| 1/31/2019 7:07 | 0 | 6.746 | -0.2 | 64.9 |
| 1/31/2019 7:17 | 0 | 6.746 | -0.2 | 65.0 |
| 1/31/2019 7:27 | 0 | 6.746 | 0.0 | 65.0 |
| 1/31/2019 7:37 | 0 | 6.746 | 0.3 | 65.1 |
| 1/31/2019 7:47 | 0 | 6.746 | 0.9 | 65.2 |

## School Monitoring Station

| Time Stamp | $H_2S$ (PPB) | Battery (Volts) | Temperature (°F) | Humidity (%) |
|---|---|---|---|---|
| 1/31/2019 7:57 | 0 | 6.746 | 1.4 | 65.3 |
| 1/31/2019 8:07 | 0 | 6.746 | 2.1 | 65.3 |
| 1/31/2019 8:17 | 0 | 6.746 | 3.0 | 65.3 |
| 1/31/2019 8:27 | 0 | 6.754 | 3.7 | 65.1 |
| 1/31/2019 8:37 | 0 | 6.754 | 4.8 | 64.8 |
| 1/31/2019 8:47 | 0 | 6.754 | 5.5 | 64.4 |
| 1/31/2019 8:57 | 0 | 6.754 | 6.4 | 63.9 |
| 1/31/2019 9:07 | 0 | 6.754 | 7.3 | 63.3 |
| 1/31/2019 9:17 | 0 | 6.754 | 8.6 | 62.7 |
| 1/31/2019 9:27 | 0 | 6.763 | 9.7 | 62.0 |
| 1/31/2019 9:37 | 0 | 6.763 | 10.4 | 61.1 |
| 1/31/2019 9:47 | 0 | 6.763 | 11.3 | 60.2 |
| 1/31/2019 9:57 | 0 | 6.763 | 12.0 | 59.2 |
| 1/31/2019 10:07 | 0 | 6.763 | 12.7 | 58.2 |
| 1/31/2019 10:17 | 0 | 6.772 | 13.5 | 57.3 |
| 1/31/2019 10:27 | 0 | 6.772 | 14.4 | 56.4 |
| 1/31/2019 10:37 | 0 | 6.772 | 15.1 | 55.5 |
| 1/31/2019 10:47 | 0 | 6.772 | 16.0 | 54.7 |
| 1/31/2019 10:57 | 0 | 6.772 | 16.7 | 53.9 |
| 1/31/2019 11:07 | 0 | 6.772 | 17.4 | 53.2 |
| 1/31/2019 11:17 | 0 | 6.772 | 18.1 | 52.5 |
| 1/31/2019 11:27 | 0 | 6.781 | 18.5 | 51.8 |
| 1/31/2019 11:37 | 0 | 6.781 | 18.7 | 51.1 |
| 1/31/2019 11:47 | 0 | 6.781 | 19.2 | 50.5 |
| 1/31/2019 11:57 | 0 | 6.781 | 19.4 | 50.0 |
| 1/31/2019 12:07 | 0 | 6.781 | 19.8 | 49.5 |
| 1/31/2019 12:17 | 0 | 6.781 | 20.5 | 49.0 |
| 1/31/2019 12:27 | 0 | 6.781 | 21.0 | 48.6 |
| 1/31/2019 12:37 | 0 | 6.781 | 20.5 | 48.1 |
| 1/31/2019 12:47 | 0 | 6.781 | 20.7 | 47.6 |
| 1/31/2019 12:57 | 0 | 6.781 | 20.3 | 47.3 |
| 1/31/2019 13:07 | 0 | 6.781 | 19.4 | 46.8 |
| 1/31/2019 13:17 | 0 | 6.781 | 20.1 | 46.5 |
| 1/31/2019 13:27 | 0 | 6.781 | 20.7 | 46.3 |
| 1/31/2019 13:37 | 0 | 6.781 | 20.3 | 45.9 |
| 1/31/2019 13:47 | 0 | 6.781 | 19.9 | 45.5 |
| 1/31/2019 13:57 | 0 | 6.781 | 21.0 | 45.4 |
| 1/31/2019 14:07 | 0 | 6.790 | 20.8 | 44.9 |
| 1/31/2019 14:17 | 0 | 6.790 | 20.5 | 44.5 |
| 1/31/2019 14:27 | 0 | 6.781 | 20.1 | 44.2 |
| 1/31/2019 14:37 | 0 | 6.781 | 19.0 | 43.9 |
| 1/31/2019 14:47 | 0 | 6.781 | 17.8 | 43.6 |
| 1/31/2019 14:57 | 0 | 6.781 | 17.4 | 43.5 |
| 1/31/2019 15:07 | 0 | 6.781 | 18.1 | 43.7 |
| 1/31/2019 15:17 | 0 | 6.781 | 18.1 | 43.7 |
| 1/31/2019 15:27 | 0 | 6.781 | 18.1 | 43.7 |
| 1/31/2019 15:37 | 0 | 6.781 | 17.6 | 43.5 |
| 1/31/2019 15:47 | 0 | 6.781 | 17.2 | 43.5 |
| 1/31/2019 15:57 | 0 | 6.781 | 16.2 | 43.4 |
| 1/31/2019 16:07 | 0 | 6.781 | 14.5 | 43.5 |
| 1/31/2019 16:17 | 0 | 6.781 | 13.6 | 43.8 |
| 1/31/2019 16:27 | 0 | 6.781 | 13.5 | 44.2 |
| 1/31/2019 16:37 | 0 | 6.781 | 12.4 | 44.7 |
| 1/31/2019 16:47 | 0 | 6.781 | 11.5 | 45.2 |
| 1/31/2019 16:57 | 0 | 6.772 | 10.4 | 45.9 |
| 1/31/2019 17:07 | 0 | 6.772 | 9.5 | 46.9 |
| 1/31/2019 17:17 | 0 | 6.772 | 8.6 | 47.9 |
| 1/31/2019 17:27 | 0 | 6.772 | 7.9 | 48.9 |
| 1/31/2019 17:37 | 0 | 6.772 | 7.3 | 49.9 |
| 1/31/2019 17:47 | 0 | 6.763 | 6.8 | 51.0 |
| 1/31/2019 17:57 | 0 | 6.763 | 6.4 | 51.9 |
| 1/31/2019 18:07 | 0 | 6.763 | 6.1 | 52.7 |
| 1/31/2019 18:17 | 0 | 6.763 | 5.7 | 53.4 |

## School Monitoring Station

| Time Stamp | $H_2S$ (PPB) | Battery (Volts) | Temperature (°F) | Humidity (%) |
|---|---|---|---|---|
| 1/31/2019 18:27 | 0 | 6.763 | 5.5 | 54.1 |
| 1/31/2019 18:37 | 0 | 6.763 | 5.4 | 54.8 |
| 1/31/2019 18:47 | 0 | 6.763 | 5.4 | 55.5 |
| 1/31/2019 18:57 | 0 | 6.763 | 5.2 | 56.1 |
| 1/31/2019 19:07 | 0 | 6.763 | 5.2 | 56.7 |
| 1/31/2019 19:17 | 0 | 6.763 | 5.0 | 57.2 |
| 1/31/2019 19:27 | 0 | 6.763 | 5.0 | 57.7 |
| 1/31/2019 19:37 | 0 | 6.763 | 4.8 | 58.1 |
| 1/31/2019 19:47 | 0 | 6.763 | 4.8 | 58.5 |
| 1/31/2019 19:57 | 0 | 6.763 | 4.6 | 58.9 |
| 1/31/2019 20:07 | 0 | 6.754 | 4.6 | 59.3 |
| 1/31/2019 20:17 | 0 | 6.754 | 4.5 | 59.6 |
| 1/31/2019 20:27 | 0 | 6.754 | 4.5 | 60.0 |
| 1/31/2019 20:37 | 0 | 6.754 | 4.5 | 60.3 |
| 1/31/2019 20:47 | 0 | 6.754 | 4.5 | 60.7 |
| 1/31/2019 20:57 | 0 | 6.754 | 4.3 | 61.0 |
| 1/31/2019 21:07 | 0 | 6.754 | 4.3 | 61.3 |
| 1/31/2019 21:17 | 0 | 6.754 | 4.3 | 61.6 |
| 1/31/2019 21:27 | 0 | 6.754 | 4.3 | 61.9 |
| 1/31/2019 21:37 | 0 | 6.754 | 4.3 | 62.2 |
| 1/31/2019 21:47 | 0 | 6.754 | 4.1 | 62.5 |
| 1/31/2019 21:57 | 0 | 6.754 | 4.1 | 62.7 |
| 1/31/2019 22:07 | 0 | 6.754 | 3.7 | 63.0 |
| 1/31/2019 22:17 | 0 | 6.754 | 3.6 | 63.2 |
| 1/31/2019 22:27 | 0 | 6.754 | 3.2 | 63.4 |
| 1/31/2019 22:37 | 0 | 6.754 | 3.0 | 63.7 |
| 1/31/2019 22:47 | 0 | 6.754 | 2.8 | 63.9 |
| 1/31/2019 22:57 | 0 | 6.754 | 2.7 | 64.2 |
| 1/31/2019 23:07 | 0 | 6.754 | 2.5 | 64.5 |
| 1/31/2019 23:17 | 0 | 6.754 | 2.3 | 64.8 |
| 1/31/2019 23:27 | 0 | 6.754 | 2.3 | 65.1 |
| 1/31/2019 23:37 | 0 | 6.754 | 2.3 | 65.5 |
| 1/31/2019 23:47 | 0 | 6.754 | 2.3 | 65.8 |
| 1/31/2019 23:57 | 0 | 6.754 | 2.3 | 66.2 |
| 2/1/2019 0:07 | 0 | 6.754 | 2.3 | 66.5 |
| 2/1/2019 0:17 | 0 | 6.754 | 2.3 | 66.8 |
| 2/1/2019 0:27 | 0 | 6.754 | 2.3 | 67.1 |
| 2/1/2019 0:37 | 0 | 6.754 | 2.3 | 67.3 |
| 2/1/2019 0:47 | 0 | 6.754 | 2.3 | 67.4 |
| 2/1/2019 0:57 | 0 | 6.754 | 2.3 | 67.6 |
| 2/1/2019 1:07 | 0 | 6.754 | 2.3 | 67.7 |
| 2/1/2019 1:17 | 0 | 6.754 | 2.1 | 67.7 |
| 2/1/2019 1:27 | 0 | 6.754 | 1.9 | 67.7 |
| 2/1/2019 1:37 | 0 | 6.754 | 1.9 | 67.8 |
| 2/1/2019 1:47 | 0 | 6.754 | 1.9 | 67.9 |
| 2/1/2019 1:57 | 0 | 6.754 | 1.8 | 68.0 |
| 2/1/2019 2:07 | 0 | 6.754 | 1.8 | 68.1 |
| 2/1/2019 2:17 | 0 | 6.746 | 1.8 | 68.1 |
| 2/1/2019 2:27 | 0 | 6.754 | 1.9 | 68.2 |
| 2/1/2019 2:37 | 0 | 6.754 | 2.1 | 68.4 |
| 2/1/2019 2:47 | 0 | 6.754 | 2.1 | 68.4 |
| 2/1/2019 2:57 | 0 | 6.754 | 2.3 | 68.4 |
| 2/1/2019 3:07 | 0 | 6.754 | 2.1 | 68.4 |
| 2/1/2019 3:17 | 0 | 6.754 | 2.1 | 68.3 |
| 2/1/2019 3:27 | 0 | 6.754 | 2.1 | 68.2 |
| 2/1/2019 3:37 | 0 | 6.754 | 2.1 | 68.1 |
| 2/1/2019 3:47 | 0 | 6.754 | 2.1 | 68.0 |
| 2/1/2019 3:57 | 0 | 6.754 | 2.1 | 68.0 |
| 2/1/2019 4:07 | 0 | 6.754 | 2.1 | 67.9 |
| 2/1/2019 4:17 | 0 | 6.754 | 2.1 | 67.9 |
| 2/1/2019 4:27 | 0 | 6.754 | 2.3 | 67.8 |
| 2/1/2019 4:37 | 0 | 6.754 | 2.3 | 67.8 |
| 2/1/2019 4:47 | 0 | 6.754 | 2.5 | 67.7 |

## School Monitoring Station

| Time Stamp | $H_2S$ (PPB) | Battery (Volts) | Temperature (°F) | Humidity (%) |
|---|---|---|---|---|
| 2/1/2019 4:57 | 0 | 6.754 | 2.5 | 67.6 |
| 2/1/2019 5:07 | 0 | 6.754 | 2.5 | 67.5 |
| 2/1/2019 5:17 | 0 | 6.754 | 2.5 | 67.4 |
| 2/1/2019 5:27 | 0 | 6.754 | 2.5 | 67.4 |
| 2/1/2019 5:37 | 0 | 6.754 | 2.3 | 67.3 |
| 2/1/2019 5:47 | 0 | 6.754 | 2.3 | 67.2 |
| 2/1/2019 5:57 | 0 | 6.763 | 2.3 | 67.2 |
| 2/1/2019 6:07 | 0 | 6.754 | 2.3 | 67.2 |
| 2/1/2019 6:17 | 0 | 6.763 | 2.3 | 67.2 |
| 2/1/2019 6:27 | 0 | 6.754 | 2.3 | 67.2 |
| 2/1/2019 6:37 | 0 | 6.754 | 2.5 | 67.2 |
| 2/1/2019 6:47 | 0 | 6.763 | 2.5 | 67.2 |
| 2/1/2019 6:57 | 0 | 6.754 | 2.5 | 67.3 |
| 2/1/2019 7:07 | 0 | 6.754 | 2.7 | 67.3 |
| 2/1/2019 7:17 | 0 | 6.754 | 2.7 | 67.3 |
| 2/1/2019 7:27 | 0 | 6.754 | 2.7 | 67.3 |
| 2/1/2019 7:37 | 0 | 6.754 | 2.8 | 67.3 |
| 2/1/2019 7:47 | 0 | 6.754 | 3.0 | 67.3 |
| 2/1/2019 7:57 | 0 | 6.754 | 3.2 | 67.2 |
| 2/1/2019 8:07 | 0 | 6.754 | 3.6 | 67.1 |
| 2/1/2019 8:17 | 0 | 6.754 | 4.3 | 67.0 |
| 2/1/2019 8:27 | 0 | 6.754 | 5.4 | 66.9 |
| 2/1/2019 8:37 | 0 | 6.754 | 6.3 | 66.7 |
| 2/1/2019 8:47 | 0 | 6.763 | 7.3 | 66.3 |
| 2/1/2019 8:57 | 0 | 6.763 | 8.1 | 65.8 |
| 2/1/2019 9:07 | 0 | 6.772 | 9.0 | 65.2 |
| 2/1/2019 9:17 | 0 | 6.763 | 9.9 | 64.6 |
| 2/1/2019 9:27 | 0 | 6.763 | 10.6 | 63.9 |
| 2/1/2019 9:37 | 0 | 6.763 | 11.3 | 63.1 |
| 2/1/2019 9:47 | 0 | 6.772 | 12.0 | 62.4 |
| 2/1/2019 9:57 | 0 | 6.772 | 13.8 | 61.8 |
| 2/1/2019 10:07 | 0 | 6.772 | 15.4 | 61.0 |
| 2/1/2019 10:17 | 0 | 6.772 | 16.7 | 60.0 |
| 2/1/2019 10:27 | 0 | 6.772 | 17.8 | 59.0 |
| 2/1/2019 10:37 | 0 | 6.781 | 18.1 | 57.8 |
| 2/1/2019 10:47 | 0 | 6.781 | 18.7 | 56.8 |
| 2/1/2019 10:57 | 0 | 6.781 | 19.4 | 55.8 |
| 2/1/2019 11:07 | 0 | 6.781 | 20.5 | 54.9 |
| 2/1/2019 11:17 | 0 | 6.781 | 21.7 | 54.0 |
| 2/1/2019 11:27 | 0 | 6.781 | 23.2 | 53.1 |
| 2/1/2019 11:37 | 0 | 6.790 | 23.7 | 52.1 |
| 2/1/2019 11:47 | 0 | 6.790 | 24.6 | 51.2 |
| 2/1/2019 11:57 | 0 | 6.790 | 26.1 | 50.3 |
| 2/1/2019 12:07 | 0 | 6.790 | 27.0 | 49.4 |
| 2/1/2019 12:17 | 0 | 6.790 | 27.5 | 48.5 |
| 2/1/2019 12:27 | 0 | 6.790 | 28.2 | 47.7 |
| 2/1/2019 12:37 | 0 | 6.790 | 28.9 | 46.9 |
| 2/1/2019 12:47 | 0 | 6.790 | 29.7 | 46.2 |
| 2/1/2019 12:57 | 0 | 6.790 | 30.7 | 45.4 |
| 2/1/2019 13:07 | 0 | 6.790 | 31.3 | 44.6 |
| 2/1/2019 13:17 | 0 | 6.798 | 31.8 | 43.9 |
| 2/1/2019 13:27 | 0 | 6.798 | 31.6 | 43.2 |
| 2/1/2019 13:37 | 0 | 6.798 | 31.8 | 42.6 |
| 2/1/2019 13:47 | 0 | 6.798 | 32.0 | 42.0 |
| 2/1/2019 13:57 | 0 | 6.798 | 32.0 | 41.6 |
| 2/1/2019 14:07 | 0 | 6.798 | 32.0 | 41.0 |
| 2/1/2019 14:17 | 0 | 6.798 | 31.8 | 40.6 |
| 2/1/2019 14:27 | 0 | 6.798 | 32.0 | 40.2 |
| 2/1/2019 14:37 | 0 | 6.798 | 32.0 | 39.8 |
| 2/1/2019 14:47 | 0 | 6.798 | 32.0 | 39.4 |
| 2/1/2019 14:57 | 0 | 6.807 | 32.0 | 38.9 |
| 2/1/2019 15:07 | 0 | 6.807 | 31.8 | 38.6 |
| 2/1/2019 15:17 | 0 | 6.807 | 31.3 | 38.2 |

## School Monitoring Station

| Time Stamp | $H_2S$ (PPB) | Battery (Volts) | Temperature (°F) | Humidity (%) |
|---|---|---|---|---|
| 2/1/2019 15:27 | 0 | 6.807 | 30.7 | 37.9 |
| 2/1/2019 15:37 | 0 | 6.807 | 30.0 | 37.6 |
| 2/1/2019 15:47 | 0 | 6.807 | 29.5 | 37.3 |
| 2/1/2019 15:57 | 0 | 6.807 | 29.1 | 37.2 |
| 2/1/2019 16:07 | 0 | 6.807 | 28.4 | 37.0 |
| 2/1/2019 16:17 | 0 | 6.807 | 27.3 | 36.9 |
| 2/1/2019 16:27 | 0 | 6.798 | 26.6 | 36.8 |
| 2/1/2019 16:37 | 0 | 6.807 | 25.3 | 36.6 |
| 2/1/2019 16:47 | 0 | 6.798 | 23.7 | 36.5 |
| 2/1/2019 16:57 | 0 | 6.798 | 21.6 | 36.4 |
| 2/1/2019 17:07 | 0 | 6.798 | 19.8 | 36.3 |
| 2/1/2019 17:17 | 0 | 6.798 | 18.1 | 36.3 |
| 2/1/2019 17:27 | 0 | 6.798 | 16.9 | 36.4 |
| 2/1/2019 17:37 | 0 | 6.790 | 15.8 | 36.5 |
| 2/1/2019 17:47 | 0 | 6.790 | 14.7 | 36.7 |
| 2/1/2019 17:57 | 0 | 6.790 | 13.6 | 37.0 |
| 2/1/2019 18:07 | 0 | 6.790 | 12.7 | 37.2 |
| 2/1/2019 18:17 | 0 | 6.790 | 11.7 | 37.6 |
| 2/1/2019 18:27 | 0 | 6.781 | 10.8 | 38.1 |
| 2/1/2019 18:37 | 0 | 6.781 | 9.9 | 38.6 |
| 2/1/2019 18:47 | 0 | 6.781 | 9.0 | 39.2 |
| 2/1/2019 18:57 | 0 | 6.781 | 8.1 | 40.0 |
| 2/1/2019 19:07 | 0 | 6.772 | 7.3 | 40.8 |
| 2/1/2019 19:17 | 0 | 6.772 | 6.8 | 41.8 |
| 2/1/2019 19:27 | 0 | 6.772 | 6.3 | 42.8 |
| 2/1/2019 19:37 | 0 | 6.772 | 5.7 | 43.8 |
| 2/1/2019 19:47 | 0 | 6.772 | 5.2 | 44.9 |
| 2/1/2019 19:57 | 0 | 6.763 | 4.5 | 45.9 |
| 2/1/2019 20:07 | 0 | 6.763 | 3.9 | 46.9 |
| 2/1/2019 20:17 | 0 | 6.763 | 3.4 | 47.8 |
| 2/1/2019 20:27 | 0 | 6.763 | 2.8 | 48.7 |
| 2/1/2019 20:37 | 0 | 6.763 | 2.3 | 49.6 |
| 2/1/2019 20:47 | 0 | 6.763 | 1.9 | 50.5 |
| 2/1/2019 20:57 | 0 | 6.754 | 1.6 | 51.4 |
| 2/1/2019 21:07 | 0 | 6.754 | 1.4 | 52.3 |
| 2/1/2019 21:17 | 0 | 6.754 | 0.9 | 53.2 |
| 2/1/2019 21:27 | 0 | 6.754 | 0.5 | 54.1 |
| 2/1/2019 21:37 | 0 | 6.754 | 0.1 | 55.0 |
| 2/1/2019 21:47 | 0 | 6.754 | -0.2 | 55.8 |
| 2/1/2019 21:57 | 0 | 6.746 | -0.4 | 56.6 |
| 2/1/2019 22:07 | 0 | 6.746 | -0.6 | 57.5 |
| 2/1/2019 22:17 | 0 | 6.746 | -0.8 | 58.3 |
| 2/1/2019 22:27 | 0 | 6.746 | -0.9 | 59.0 |
| 2/1/2019 22:37 | 0 | 6.746 | -0.9 | 59.8 |
| 2/1/2019 22:47 | 0 | 6.746 | -0.9 | 60.5 |
| 2/1/2019 22:57 | 0 | 6.746 | -1.1 | 61.1 |
| 2/1/2019 23:07 | 0 | 6.746 | -1.1 | 61.7 |
| 2/1/2019 23:17 | 0 | 6.746 | -0.9 | 62.3 |
| 2/1/2019 23:27 | 0 | 6.746 | -0.8 | 62.9 |
| 2/1/2019 23:37 | 0 | 6.746 | -0.6 | 63.4 |
| 2/1/2019 23:47 | 0 | 6.746 | -0.4 | 63.8 |
| 2/1/2019 23:57 | 0 | 6.746 | 0.0 | 64.3 |
| 2/2/2019 0:07 | 0 | 6.754 | 0.1 | 64.6 |
| 2/2/2019 0:17 | 0 | 6.754 | 0.5 | 64.9 |
| 2/2/2019 0:27 | 0 | 6.746 | 0.5 | 65.2 |
| 2/2/2019 0:37 | 0 | 6.746 | 0.5 | 65.4 |
| 2/2/2019 0:47 | 0 | 6.746 | 0.5 | 65.6 |
| 2/2/2019 0:57 | 0 | 6.754 | 0.7 | 65.8 |
| 2/2/2019 1:07 | 0 | 6.746 | 0.9 | 66.1 |
| 2/2/2019 1:17 | 0 | 6.754 | 0.9 | 66.3 |
| 2/2/2019 1:27 | 0 | 6.754 | 1.0 | 66.6 |
| 2/2/2019 1:37 | 0 | 6.746 | 1.0 | 66.9 |
| 2/2/2019 1:47 | 0 | 6.754 | 1.0 | 67.1 |

## School Monitoring Station

| Time Stamp | $H_2S$ (PPB) | Battery (Volts) | Temperature (°F) | Humidity (%) |
|---|---|---|---|---|
| 2/2/2019 1:57 | 0 | 6.746 | 1.2 | 67.4 |
| 2/2/2019 2:07 | 0 | 6.754 | 1.4 | 67.6 |
| 2/2/2019 2:17 | 0 | 6.746 | 1.4 | 67.9 |
| 2/2/2019 2:27 | 0 | 6.763 | 1.6 | 68.1 |
| 2/2/2019 2:37 | 0 | 6.754 | 1.8 | 68.4 |
| 2/2/2019 2:47 | 0 | 6.754 | 1.8 | 68.6 |
| 2/2/2019 2:57 | 0 | 6.754 | 1.8 | 68.8 |
| 2/2/2019 3:07 | 0 | 6.754 | 1.8 | 69.0 |
| 2/2/2019 3:17 | 0 | 6.754 | 1.8 | 69.2 |
| 2/2/2019 3:27 | 0 | 6.754 | 1.9 | 69.3 |
| 2/2/2019 3:37 | 0 | 6.754 | 1.9 | 69.5 |
| 2/2/2019 3:47 | 0 | 6.754 | 1.9 | 69.7 |
| 2/2/2019 3:57 | 0 | 6.754 | 1.9 | 69.9 |
| 2/2/2019 4:07 | 0 | 6.754 | 2.1 | 70.1 |
| 2/2/2019 4:17 | 0 | 6.763 | 2.3 | 70.3 |
| 2/2/2019 4:27 | 0 | 6.754 | 2.3 | 70.5 |
| 2/2/2019 4:37 | 0 | 6.754 | 2.3 | 70.7 |
| 2/2/2019 4:47 | 0 | 6.754 | 2.3 | 70.8 |
| 2/2/2019 4:57 | 0 | 6.754 | 2.3 | 70.9 |
| 2/2/2019 5:07 | 0 | 6.754 | 2.7 | 71.1 |
| 2/2/2019 5:17 | 0 | 6.763 | 3.2 | 71.3 |
| 2/2/2019 5:27 | 0 | 6.754 | 4.1 | 71.6 |
| 2/2/2019 5:37 | 0 | 6.754 | 5.0 | 71.9 |
| 2/2/2019 5:47 | 0 | 6.763 | 5.9 | 72.1 |
| 2/2/2019 5:57 | 0 | 6.763 | 6.6 | 72.1 |
| 2/2/2019 6:07 | 0 | 6.763 | 7.2 | 71.9 |
| 2/2/2019 6:17 | 0 | 6.772 | 7.5 | 71.6 |
| 2/2/2019 6:27 | 0 | 6.772 | 7.7 | 71.2 |
| 2/2/2019 6:37 | 0 | 6.772 | 8.1 | 70.8 |
| 2/2/2019 6:47 | 0 | 6.772 | 8.2 | 70.5 |
| 2/2/2019 6:57 | 0 | 6.772 | 8.6 | 70.2 |
| 2/2/2019 7:07 | 0 | 6.772 | 8.8 | 69.9 |
| 2/2/2019 7:17 | 0 | 6.772 | 9.0 | 69.7 |
| 2/2/2019 7:27 | 0 | 6.772 | 9.1 | 69.5 |
| 2/2/2019 7:37 | 0 | 6.772 | 9.7 | 69.4 |
| 2/2/2019 7:47 | 0 | 6.772 | 10.4 | 69.5 |
| 2/2/2019 7:57 | 0 | 6.781 | 11.7 | 69.6 |
| 2/2/2019 8:07 | 0 | 6.781 | 12.7 | 69.6 |
| 2/2/2019 8:17 | 0 | 6.781 | 13.3 | 69.4 |
| 2/2/2019 8:27 | 0 | 6.781 | 14.0 | 69.1 |
| 2/2/2019 8:37 | 0 | 6.781 | 14.7 | 68.7 |
| 2/2/2019 8:47 | 0 | 6.790 | 15.6 | 68.6 |
| 2/2/2019 8:57 | 0 | 6.790 | 16.9 | 68.5 |
| 2/2/2019 9:07 | 0 | 6.790 | 18.1 | 68.3 |
| 2/2/2019 9:17 | 0 | 6.790 | 19.2 | 67.9 |
| 2/2/2019 9:27 | 0 | 6.790 | 20.5 | 67.5 |
| 2/2/2019 9:37 | 0 | 6.798 | 21.7 | 67.0 |
| 2/2/2019 9:47 | 0 | 6.798 | 23.2 | 66.4 |
| 2/2/2019 9:57 | 0 | 6.798 | 24.1 | 65.6 |
| 2/2/2019 10:07 | 0 | 6.798 | 25.0 | 64.8 |
| 2/2/2019 10:17 | 0 | 6.798 | 25.9 | 64.1 |
| 2/2/2019 10:27 | 0 | 6.807 | 26.4 | 63.5 |
| 2/2/2019 10:37 | 0 | 6.807 | 27.3 | 62.9 |
| 2/2/2019 10:47 | 0 | 6.807 | 28.6 | 62.4 |
| 2/2/2019 10:57 | 0 | 6.807 | 30.2 | 61.9 |
| 2/2/2019 11:07 | 0 | 6.807 | 31.3 | 61.3 |
| 2/2/2019 11:17 | 0 | 6.807 | 32.4 | 60.6 |
| 2/2/2019 11:27 | 0 | 6.807 | 33.8 | 59.9 |
| 2/2/2019 11:37 | 0 | 6.807 | 35.6 | 59.2 |
| 2/2/2019 11:47 | 0 | 6.807 | 37.4 | 58.4 |
| 2/2/2019 11:57 | 0 | 6.807 | 39.2 | 57.4 |
| 2/2/2019 12:07 | 0 | 6.807 | 40.6 | 56.4 |
| 2/2/2019 12:17 | 0 | 6.816 | 41.4 | 55.4 |

## School Monitoring Station

| Time Stamp | $H_2S$ (PPB) | Battery (Volts) | Temperature (°F) | Humidity (%) |
|---|---|---|---|---|
| 2/2/2019 12:27 | 0 | 6.807 | 41.9 | 54.4 |
| 2/2/2019 12:37 | 0 | 6.807 | 40.3 | 53.6 |
| 2/2/2019 12:47 | 0 | 6.807 | 38.8 | 53.4 |
| 2/2/2019 12:57 | 0 | 6.807 | 37.8 | 53.6 |
| 2/2/2019 13:07 | 0 | 6.807 | 37.0 | 54.1 |
| 2/2/2019 13:17 | 0 | 6.807 | 36.7 | 54.8 |
| 2/2/2019 13:27 | 0 | 6.807 | 36.5 | 55.6 |
| 2/2/2019 13:37 | 0 | 6.807 | 36.5 | 56.3 |
| 2/2/2019 13:47 | 0 | 6.807 | 36.7 | 56.8 |
| 2/2/2019 13:57 | 0 | 6.807 | 36.9 | 57.2 |
| 2/2/2019 14:07 | 0 | 6.816 | 37.2 | 57.5 |
| 2/2/2019 14:17 | 0 | 6.816 | 37.8 | 57.7 |
| 2/2/2019 14:27 | 0 | 6.816 | 38.1 | 57.9 |
| 2/2/2019 14:37 | 0 | 6.816 | 38.3 | 58.2 |
| 2/2/2019 14:47 | 0 | 6.816 | 38.5 | 58.5 |
| 2/2/2019 14:57 | 0 | 6.816 | 38.7 | 58.8 |
| 2/2/2019 15:07 | 0 | 6.816 | 39.0 | 59.1 |
| 2/2/2019 15:17 | 0 | 6.816 | 39.0 | 59.2 |
| 2/2/2019 15:27 | 0 | 6.816 | 39.2 | 59.2 |
| 2/2/2019 15:37 | 0 | 6.816 | 39.2 | 59.1 |
| 2/2/2019 15:47 | 0 | 6.816 | 39.4 | 59.0 |
| 2/2/2019 15:57 | 0 | 6.816 | 39.4 | 58.9 |
| 2/2/2019 16:07 | 0 | 6.816 | 39.4 | 58.9 |
| 2/2/2019 16:17 | 0 | 6.816 | 39.2 | 58.9 |
| 2/2/2019 16:27 | 0 | 6.816 | 39.0 | 59.1 |
| 2/2/2019 16:37 | 0 | 6.816 | 38.8 | 59.3 |
| 2/2/2019 16:47 | 0 | 6.816 | 38.8 | 59.6 |
| 2/2/2019 16:57 | 0 | 6.816 | 38.7 | 59.9 |
| 2/2/2019 17:07 | 0 | 6.816 | 38.7 | 60.4 |
| 2/2/2019 17:17 | 0 | 6.816 | 38.7 | 60.8 |
| 2/2/2019 17:27 | 0 | 6.816 | 38.7 | 61.4 |
| 2/2/2019 17:37 | 0 | 6.816 | 38.7 | 62.0 |
| 2/2/2019 17:47 | 0 | 6.816 | 38.7 | 62.6 |
| 2/2/2019 17:57 | 0 | 6.816 | 38.7 | 63.2 |
| 2/2/2019 18:07 | 0 | 6.816 | 38.7 | 63.6 |
| 2/2/2019 18:17 | 0 | 6.816 | 38.7 | 64.1 |
| 2/2/2019 18:27 | 0 | 6.816 | 38.5 | 64.5 |
| 2/2/2019 18:37 | 0 | 6.816 | 38.5 | 65.0 |
| 2/2/2019 18:47 | 0 | 6.816 | 38.5 | 65.6 |
| 2/2/2019 18:57 | 0 | 6.816 | 38.3 | 66.1 |
| 2/2/2019 19:07 | 0 | 6.816 | 38.1 | 66.6 |
| 2/2/2019 19:17 | 0 | 6.816 | 38.1 | 67.1 |
| 2/2/2019 19:27 | 0 | 6.816 | 37.9 | 67.6 |
| 2/2/2019 19:37 | 0 | 6.816 | 37.8 | 68.2 |
| 2/2/2019 19:47 | 0 | 6.816 | 37.8 | 68.8 |
| 2/2/2019 19:57 | 0 | 6.816 | 37.6 | 69.4 |
| 2/2/2019 20:07 | 0 | 6.816 | 37.4 | 70.0 |
| 2/2/2019 20:17 | 0 | 6.816 | 37.2 | 70.9 |
| 2/2/2019 20:27 | 0 | 6.816 | 36.9 | 71.9 |
| 2/2/2019 20:37 | 0 | 6.816 | 36.5 | 73.1 |
| 2/2/2019 20:47 | 0 | 6.816 | 36.3 | 74.1 |
| 2/2/2019 20:57 | 0 | 6.816 | 36.0 | 75.2 |
| 2/2/2019 21:07 | 0 | 6.816 | 35.8 | 76.1 |
| 2/2/2019 21:17 | 0 | 6.816 | 35.6 | 77.0 |
| 2/2/2019 21:27 | 0 | 6.816 | 35.4 | 77.8 |
| 2/2/2019 21:37 | 0 | 6.816 | 35.4 | 78.5 |
| 2/2/2019 21:47 | 0 | 6.816 | 35.2 | 79.1 |
| 2/2/2019 21:57 | 0 | 6.816 | 35.2 | 79.7 |
| 2/2/2019 22:07 | 0 | 6.816 | 35.1 | 80.2 |
| 2/2/2019 22:17 | 0 | 6.816 | 35.1 | 80.6 |
| 2/2/2019 22:27 | 0 | 6.807 | 35.1 | 81.0 |
| 2/2/2019 22:37 | 0 | 6.807 | 34.9 | 81.4 |
| 2/2/2019 22:47 | 0 | 6.807 | 34.9 | 81.7 |

## School Monitoring Station

| Time Stamp | $H_2S$ (PPB) | Battery (Volts) | Temperature (°F) | Humidity (%) |
|---|---|---|---|---|
| 2/2/2019 22:57 | 0 | 6.807 | 34.7 | 82.0 |
| 2/2/2019 23:07 | 0 | 6.807 | 34.5 | 82.2 |
| 2/2/2019 23:17 | 0 | 6.807 | 34.3 | 82.5 |
| 2/2/2019 23:27 | 0 | 6.807 | 34.2 | 82.7 |
| 2/2/2019 23:37 | 0 | 6.807 | 34.2 | 83.0 |
| 2/2/2019 23:47 | 0 | 6.807 | 34.0 | 83.2 |
| 2/2/2019 23:57 | 0 | 6.807 | 33.8 | 83.4 |
| 2/3/2019 0:07 | 0 | 6.807 | 33.8 | 83.6 |
| 2/3/2019 0:17 | 0 | 6.807 | 33.6 | 83.8 |
| 2/3/2019 0:27 | 0 | 6.807 | 33.6 | 84.0 |
| 2/3/2019 0:37 | 0 | 6.807 | 33.4 | 84.2 |
| 2/3/2019 0:47 | 0 | 6.807 | 33.4 | 84.4 |
| 2/3/2019 0:57 | 0 | 6.807 | 33.4 | 84.6 |
| 2/3/2019 1:07 | 0 | 6.807 | 33.4 | 84.8 |
| 2/3/2019 1:17 | 0 | 6.807 | 33.3 | 84.9 |
| 2/3/2019 1:27 | 0 | 6.807 | 33.3 | 85.1 |
| 2/3/2019 1:37 | 0 | 6.807 | 33.3 | 85.2 |
| 2/3/2019 1:47 | 0 | 6.807 | 33.3 | 85.4 |
| 2/3/2019 1:57 | 0 | 6.807 | 33.3 | 85.5 |
| 2/3/2019 2:07 | 0 | 6.807 | 33.3 | 85.6 |
| 2/3/2019 2:17 | 0 | 6.807 | 33.1 | 85.7 |
| 2/3/2019 2:27 | 0 | 6.807 | 33.1 | 85.8 |
| 2/3/2019 2:37 | 0 | 6.807 | 32.9 | 85.9 |
| 2/3/2019 2:47 | 0 | 6.807 | 32.9 | 86.0 |
| 2/3/2019 2:57 | 0 | 6.807 | 32.9 | 86.1 |
| 2/3/2019 3:07 | 0 | 6.807 | 32.9 | 86.2 |
| 2/3/2019 3:17 | 0 | 6.807 | 32.9 | 86.3 |
| 2/3/2019 3:27 | 0 | 6.807 | 32.9 | 86.4 |
| 2/3/2019 3:37 | 0 | 6.807 | 32.7 | 86.5 |
| 2/3/2019 3:47 | 0 | 6.807 | 32.7 | 86.6 |
| 2/3/2019 3:57 | 0 | 6.807 | 32.7 | 86.7 |
| 2/3/2019 4:07 | 0 | 6.807 | 32.7 | 86.8 |
| 2/3/2019 4:17 | 0 | 6.807 | 32.7 | 86.9 |
| 2/3/2019 4:27 | 0 | 6.807 | 32.7 | 87.0 |
| 2/3/2019 4:37 | 0 | 6.807 | 32.7 | 87.0 |
| 2/3/2019 4:47 | 0 | 6.807 | 32.7 | 87.2 |
| 2/3/2019 4:57 | 0 | 6.807 | 32.7 | 87.3 |
| 2/3/2019 5:07 | 0 | 6.807 | 32.7 | 87.4 |
| 2/3/2019 5:17 | 0 | 6.807 | 32.7 | 87.5 |
| 2/3/2019 5:27 | 0 | 6.807 | 32.9 | 87.6 |
| 2/3/2019 5:37 | 0 | 6.807 | 32.9 | 87.6 |
| 2/3/2019 5:47 | 0 | 6.807 | 32.9 | 87.7 |
| 2/3/2019 5:57 | 0 | 6.807 | 32.9 | 87.8 |
| 2/3/2019 6:07 | 0 | 6.807 | 32.9 | 87.9 |
| 2/3/2019 6:17 | 0 | 6.807 | 32.9 | 87.9 |
| 2/3/2019 6:27 | 0 | 6.807 | 32.9 | 88.0 |
| 2/3/2019 6:37 | 0 | 6.807 | 33.1 | 88.1 |
| 2/3/2019 6:47 | 0 | 6.807 | 33.1 | 88.1 |
| 2/3/2019 6:57 | 0 | 6.807 | 33.1 | 88.2 |
| 2/3/2019 7:07 | 0 | 6.807 | 33.1 | 88.3 |
| 2/3/2019 7:17 | 0 | 6.807 | 33.3 | 88.4 |
| 2/3/2019 7:27 | 0 | 6.807 | 33.3 | 88.4 |
| 2/3/2019 7:37 | 0 | 6.807 | 33.3 | 88.5 |
| 2/3/2019 7:47 | 0 | 6.807 | 33.3 | 88.6 |
| 2/3/2019 7:57 | 0 | 6.807 | 33.4 | 88.6 |
| 2/3/2019 8:07 | 0 | 6.807 | 33.4 | 88.7 |
| 2/3/2019 8:17 | 0 | 6.807 | 33.6 | 88.7 |
| 2/3/2019 8:27 | 0 | 6.807 | 33.8 | 88.8 |
| 2/3/2019 8:37 | 0 | 6.807 | 34.0 | 88.9 |
| 2/3/2019 8:47 | 0 | 6.807 | 34.2 | 89.0 |
| 2/3/2019 8:57 | 0 | 6.807 | 34.3 | 89.0 |
| 2/3/2019 9:07 | 0 | 6.807 | 34.7 | 89.2 |
| 2/3/2019 9:17 | 0 | 6.807 | 35.2 | 89.2 |

## School Monitoring Station

| Time Stamp | $H_2S$ (PPB) | Battery (Volts) | Temperature (°F) | Humidity (%) |
|---|---|---|---|---|
| 2/3/2019 9:27 | 0 | 6.807 | 36.0 | 89.4 |
| 2/3/2019 9:37 | 0 | 6.807 | 37.0 | 89.5 |
| 2/3/2019 9:47 | 0 | 6.807 | 37.9 | 89.7 |
| 2/3/2019 9:57 | 0 | 6.807 | 39.0 | 89.8 |
| 2/3/2019 10:07 | 0 | 6.807 | 39.9 | 89.8 |
| 2/3/2019 10:17 | 0 | 6.807 | 41.0 | 89.8 |
| 2/3/2019 10:27 | 0 | 6.816 | 42.3 | 89.5 |
| 2/3/2019 10:37 | 0 | 6.816 | 43.9 | 89.2 |
| 2/3/2019 10:47 | 0 | 6.816 | 46.0 | 88.4 |
| 2/3/2019 10:57 | 0 | 6.816 | 47.8 | 87.2 |
| 2/3/2019 11:07 | 0 | 6.816 | 48.4 | 85.8 |
| 2/3/2019 11:17 | 0 | 6.816 | 49.8 | 84.5 |
| 2/3/2019 11:27 | 0 | 6.816 | 51.8 | 83.2 |
| 2/3/2019 11:37 | 0 | 6.816 | 53.6 | 81.5 |
| 2/3/2019 11:47 | 0 | 6.825 | 55.0 | 79.6 |
| 2/3/2019 11:57 | 0 | 6.825 | 56.1 | 77.7 |
| 2/3/2019 12:07 | 0 | 6.825 | 56.8 | 75.8 |
| 2/3/2019 12:17 | 0 | 6.825 | 57.7 | 73.9 |
| 2/3/2019 12:27 | 0 | 6.825 | 58.3 | 72.1 |
| 2/3/2019 12:37 | 0 | 6.825 | 58.3 | 70.4 |
| 2/3/2019 12:47 | 0 | 6.825 | 57.7 | 69.0 |
| 2/3/2019 12:57 | 0 | 6.825 | 57.6 | 68.0 |
| 2/3/2019 13:07 | 0 | 6.825 | 57.9 | 67.0 |
| 2/3/2019 13:17 | 0 | 6.833 | 58.3 | 66.0 |
| 2/3/2019 13:27 | 0 | 6.833 | 58.5 | 65.0 |
| 2/3/2019 13:37 | 0 | 6.833 | 58.6 | 64.2 |
| 2/3/2019 13:47 | 0 | 6.833 | 58.8 | 63.3 |
| 2/3/2019 13:57 | 0 | 6.833 | 58.8 | 62.5 |
| 2/3/2019 14:07 | 0 | 6.833 | 58.6 | 61.9 |
| 2/3/2019 14:17 | 0 | 6.833 | 57.7 | 61.4 |
| 2/3/2019 14:27 | 0 | 6.833 | 57.0 | 61.0 |
| 2/3/2019 14:37 | 0 | 6.833 | 56.3 | 60.9 |
| 2/3/2019 14:47 | 0 | 6.833 | 55.9 | 60.9 |
| 2/3/2019 14:57 | 0 | 6.833 | 55.4 | 60.8 |
| 2/3/2019 15:07 | 0 | 6.833 | 55.2 | 60.9 |
| 2/3/2019 15:17 | 0 | 6.833 | 55.6 | 60.9 |
| 2/3/2019 15:27 | 0 | 6.833 | 55.6 | 60.8 |
| 2/3/2019 15:37 | 0 | 6.833 | 55.2 | 60.8 |
| 2/3/2019 15:47 | 0 | 6.833 | 55.2 | 60.8 |
| 2/3/2019 15:57 | 0 | 6.833 | 55.0 | 60.7 |
| 2/3/2019 16:07 | 0 | 6.833 | 54.9 | 60.7 |
| 2/3/2019 16:17 | 0 | 6.833 | 54.7 | 60.7 |
| 2/3/2019 16:27 | 0 | 6.833 | 54.5 | 60.7 |
| 2/3/2019 16:37 | 0 | 6.833 | 54.3 | 60.8 |
| 2/3/2019 16:47 | 0 | 6.833 | 54.1 | 60.8 |
| 2/3/2019 16:57 | 0 | 6.825 | 54.1 | 60.9 |
| 2/3/2019 17:07 | 0 | 6.833 | 54.0 | 61.0 |
| 2/3/2019 17:17 | 0 | 6.833 | 54.0 | 61.0 |
| 2/3/2019 17:27 | 0 | 6.825 | 54.0 | 61.0 |
| 2/3/2019 17:37 | 0 | 6.825 | 53.8 | 61.1 |
| 2/3/2019 17:47 | 0 | 6.825 | 53.6 | 61.2 |
| 2/3/2019 17:57 | 0 | 6.825 | 53.4 | 61.2 |
| 2/3/2019 18:07 | 0 | 6.825 | 53.4 | 61.2 |
| 2/3/2019 18:17 | 0 | 6.825 | 53.4 | 61.2 |
| 2/3/2019 18:27 | 0 | 6.825 | 53.6 | 61.2 |
| 2/3/2019 18:37 | 0 | 6.825 | 53.8 | 61.2 |
| 2/3/2019 18:47 | 0 | 6.825 | 54.0 | 61.0 |
| 2/3/2019 18:57 | 0 | 6.825 | 54.0 | 61.0 |
| 2/3/2019 19:07 | 0 | 6.825 | 54.1 | 60.8 |
| 2/3/2019 19:17 | 0 | 6.825 | 54.1 | 60.7 |
| 2/3/2019 19:27 | 0 | 6.825 | 54.1 | 60.6 |
| 2/3/2019 19:37 | 0 | 6.825 | 54.0 | 60.6 |
| 2/3/2019 19:47 | 0 | 6.825 | 53.8 | 60.6 |

## School Monitoring Station

| Time Stamp | $H_2S$ (PPB) | Battery (Volts) | Temperature (°F) | Humidity (%) |
|---|---|---|---|---|
| 2/3/2019 19:57 | 0 | 6.825 | 53.8 | 60.6 |
| 2/3/2019 20:07 | 0 | 6.825 | 53.6 | 60.6 |
| 2/3/2019 20:17 | 0 | 6.825 | 53.6 | 60.5 |
| 2/3/2019 20:27 | 0 | 6.825 | 53.4 | 60.6 |
| 2/3/2019 20:37 | 0 | 6.825 | 53.2 | 60.6 |
| 2/3/2019 20:47 | 0 | 6.825 | 53.1 | 60.7 |
| 2/3/2019 20:57 | 0 | 6.825 | 53.1 | 60.8 |
| 2/3/2019 21:07 | 0 | 6.825 | 52.9 | 60.8 |
| 2/3/2019 21:17 | 0 | 6.825 | 52.9 | 60.9 |
| 2/3/2019 21:27 | 0 | 6.825 | 52.9 | 61.0 |
| 2/3/2019 21:37 | 0 | 6.825 | 52.7 | 61.0 |
| 2/3/2019 21:47 | 0 | 6.825 | 52.7 | 61.1 |
| 2/3/2019 21:57 | 0 | 6.825 | 52.7 | 61.2 |
| 2/3/2019 22:07 | 0 | 6.825 | 52.7 | 61.2 |
| 2/3/2019 22:17 | 0 | 6.825 | 52.7 | 61.2 |
| 2/3/2019 22:27 | 0 | 6.825 | 52.7 | 61.2 |
| 2/3/2019 22:37 | 0 | 6.825 | 52.9 | 61.3 |
| 2/3/2019 22:47 | 0 | 6.825 | 52.9 | 61.3 |
| 2/3/2019 22:57 | 0 | 6.825 | 52.7 | 61.3 |
| 2/3/2019 23:07 | 0 | 6.825 | 52.7 | 61.3 |
| 2/3/2019 23:17 | 0 | 6.825 | 52.5 | 61.4 |
| 2/3/2019 23:27 | 0 | 6.825 | 52.5 | 61.5 |
| 2/3/2019 23:37 | 0 | 6.825 | 52.5 | 61.6 |
| 2/3/2019 23:47 | 0 | 6.825 | 52.5 | 61.7 |
| 2/3/2019 23:57 | 0 | 6.825 | 52.5 | 61.8 |
| 2/4/2019 0:07 | 0 | 6.825 | 52.3 | 61.9 |
| 2/4/2019 0:17 | 0 | 6.825 | 52.3 | 62.0 |
| 2/4/2019 0:27 | 0 | 6.825 | 52.3 | 62.1 |
| 2/4/2019 0:37 | 0 | 6.825 | 52.3 | 62.3 |
| 2/4/2019 0:47 | 0 | 6.825 | 52.2 | 62.4 |
| 2/4/2019 0:57 | 0 | 6.825 | 52.2 | 62.5 |
| 2/4/2019 1:07 | 0 | 6.825 | 52.0 | 62.6 |
| 2/4/2019 1:17 | 0 | 6.825 | 52.0 | 62.7 |
| 2/4/2019 1:27 | 0 | 6.825 | 51.8 | 62.8 |
| 2/4/2019 1:37 | 0 | 6.825 | 51.8 | 62.9 |
| 2/4/2019 1:47 | 0 | 6.825 | 51.6 | 63.1 |
| 2/4/2019 1:57 | 0 | 6.825 | 51.4 | 63.2 |
| 2/4/2019 2:07 | 0 | 6.825 | 51.4 | 63.4 |
| 2/4/2019 2:17 | 0 | 6.825 | 51.3 | 63.5 |
| 2/4/2019 2:27 | 0 | 6.825 | 51.3 | 63.6 |
| 2/4/2019 2:37 | 0 | 6.825 | 51.1 | 63.7 |
| 2/4/2019 2:47 | 0 | 6.825 | 51.1 | 63.9 |
| 2/4/2019 2:57 | 0 | 6.825 | 50.9 | 64.0 |
| 2/4/2019 3:07 | 0 | 6.825 | 50.9 | 64.2 |
| 2/4/2019 3:17 | 0 | 6.825 | 50.9 | 64.3 |
| 2/4/2019 3:27 | 0 | 6.825 | 50.9 | 64.5 |
| 2/4/2019 3:37 | 0 | 6.825 | 50.9 | 64.6 |
| 2/4/2019 3:47 | 0 | 6.825 | 50.7 | 64.8 |
| 2/4/2019 3:57 | 0 | 6.825 | 50.7 | 65.0 |
| 2/4/2019 4:07 | 0 | 6.825 | 50.7 | 65.2 |
| 2/4/2019 4:17 | 0 | 6.825 | 50.7 | 65.3 |
| 2/4/2019 4:27 | 0 | 6.825 | 50.7 | 65.4 |
| 2/4/2019 4:37 | 0 | 6.825 | 50.7 | 65.5 |
| 2/4/2019 4:47 | 0 | 6.825 | 50.7 | 65.6 |
| 2/4/2019 4:57 | 0 | 6.825 | 50.7 | 65.6 |
| 2/4/2019 5:07 | 0 | 6.825 | 50.7 | 65.6 |
| 2/4/2019 5:17 | 0 | 6.825 | 50.7 | 65.6 |
| 2/4/2019 5:27 | 0 | 6.825 | 50.7 | 65.6 |
| 2/4/2019 5:37 | 0 | 6.825 | 50.7 | 65.6 |
| 2/4/2019 5:47 | 0 | 6.825 | 50.9 | 65.6 |
| 2/4/2019 5:57 | 0 | 6.825 | 50.9 | 65.5 |
| 2/4/2019 6:07 | 0 | 6.825 | 51.1 | 65.4 |
| 2/4/2019 6:17 | 0 | 6.825 | 51.1 | 65.3 |

## School Monitoring Station

| Time Stamp | $H_2S$ (PPB) | Battery (Volts) | Temperature (°F) | Humidity (%) |
|---|---|---|---|---|
| 2/4/2019 6:27 | 0 | 6.825 | 51.1 | 65.2 |
| 2/4/2019 6:37 | 0 | 6.825 | 51.1 | 65.2 |
| 2/4/2019 6:47 | 0 | 6.825 | 51.1 | 65.2 |
| 2/4/2019 6:57 | 0 | 6.825 | 51.1 | 65.1 |
| 2/4/2019 7:07 | 0 | 6.825 | 51.1 | 65.1 |
| 2/4/2019 7:17 | 0 | 6.825 | 51.3 | 65.1 |
| 2/4/2019 7:27 | 0 | 6.825 | 51.3 | 65.1 |
| 2/4/2019 7:37 | 0 | 6.825 | 51.3 | 65.0 |
| 2/4/2019 7:47 | 0 | 6.825 | 51.3 | 65.0 |
| 2/4/2019 7:57 | 0 | 6.825 | 51.4 | 64.9 |
| 2/4/2019 8:07 | 0 | 6.825 | 51.4 | 64.9 |
| 2/4/2019 8:17 | 0 | 6.825 | 51.6 | 64.9 |
| 2/4/2019 8:27 | 0 | 6.825 | 51.8 | 64.8 |
| 2/4/2019 8:37 | 0 | 6.825 | 52.0 | 64.7 |
| 2/4/2019 8:47 | 0 | 6.825 | 52.3 | 64.6 |
| 2/4/2019 8:57 | 0 | 6.825 | 52.9 | 64.5 |
| 2/4/2019 9:07 | 0 | 6.825 | 53.8 | 64.3 |
| 2/4/2019 9:17 | 0 | 6.825 | 54.9 | 63.9 |
| 2/4/2019 9:27 | 0 | 6.825 | 55.9 | 63.4 |
| 2/4/2019 9:37 | 0 | 6.825 | 57.0 | 62.9 |
| 2/4/2019 9:47 | 0 | 6.825 | 58.1 | 62.2 |
| 2/4/2019 9:57 | 0 | 6.825 | 59.0 | 61.5 |
| 2/4/2019 10:07 | 0 | 6.825 | 59.9 | 60.7 |
| 2/4/2019 10:17 | 0 | 6.825 | 60.6 | 60.0 |
| 2/4/2019 10:27 | 0 | 6.825 | 61.3 | 59.2 |
| 2/4/2019 10:37 | 0 | 6.833 | 62.1 | 58.6 |
| 2/4/2019 10:47 | 0 | 6.833 | 63.0 | 57.9 |
| 2/4/2019 10:57 | 0 | 6.833 | 63.7 | 57.1 |
| 2/4/2019 11:07 | 0 | 6.833 | 64.4 | 56.5 |
| 2/4/2019 11:17 | 0 | 6.833 | 64.9 | 55.9 |
| 2/4/2019 11:27 | 0 | 6.833 | 65.5 | 55.3 |
| 2/4/2019 11:37 | 0 | 6.833 | 66.2 | 54.8 |
| 2/4/2019 11:47 | 0 | 6.833 | 66.7 | 54.3 |
| 2/4/2019 11:57 | 0 | 6.833 | 67.1 | 53.8 |
| 2/4/2019 12:07 | 0 | 6.833 | 67.6 | 53.5 |
| 2/4/2019 12:17 | 0 | 6.833 | 68.4 | 53.1 |
| 2/4/2019 12:27 | 0 | 6.833 | 69.3 | 51.3 |
| 2/4/2019 12:37 | 0 | 6.833 | 69.8 | 50.6 |
| 2/4/2019 12:47 | 0 | 6.833 | 70.3 | 50.0 |
| 2/4/2019 12:57 | 0 | 6.833 | 70.9 | 49.5 |
| 2/4/2019 13:07 | 0 | 6.833 | 70.9 | 49.0 |
| 2/4/2019 13:17 | 0 | 6.833 | 70.9 | 48.8 |
| 2/4/2019 13:27 | 0 | 6.842 | 70.9 | 48.6 |
| 2/4/2019 13:37 | 0 | 6.842 | 70.9 | 48.5 |
| 2/4/2019 13:47 | 0 | 6.842 | 70.9 | 48.4 |
| 2/4/2019 13:57 | 0 | 6.842 | 70.9 | 48.2 |
| 2/4/2019 14:07 | 0 | 6.842 | 70.9 | 48.1 |
| 2/4/2019 14:17 | 0 | 6.842 | 70.9 | 48.0 |
| 2/4/2019 14:27 | 0 | 6.842 | 70.7 | 47.7 |
| 2/4/2019 14:37 | 0 | 6.842 | 70.3 | 47.5 |
| 2/4/2019 14:47 | 0 | 6.842 | 69.8 | 47.4 |
| 2/4/2019 14:57 | 0 | 6.842 | 69.4 | 47.3 |
| 2/4/2019 15:07 | 0 | 6.842 | 68.9 | 47.4 |
| 2/4/2019 15:17 | 0 | 6.842 | 68.4 | 47.5 |
| 2/4/2019 15:27 | 0 | 6.842 | 68.0 | 47.7 |
| 2/4/2019 15:37 | 0 | 6.842 | 67.8 | 47.7 |
| 2/4/2019 15:47 | 0 | 6.842 | 67.3 | 47.6 |
| 2/4/2019 15:57 | 0 | 6.842 | 66.7 | 47.5 |
| 2/4/2019 16:07 | 0 | 6.842 | 66.4 | 47.5 |
| 2/4/2019 16:17 | 0 | 6.842 | 66.0 | 47.6 |
| 2/4/2019 16:27 | 0 | 6.842 | 65.3 | 47.8 |
| 2/4/2019 16:37 | 0 | 6.842 | 64.8 | 48.1 |
| 2/4/2019 16:47 | 0 | 6.842 | 64.0 | 48.4 |

## School Monitoring Station

| Time Stamp | $H_2S$ (PPB) | Battery (Volts) | Temperature (°F) | Humidity (%) |
|---|---|---|---|---|
| 2/4/2019 16:57 | 0 | 6.842 | 63.5 | 48.8 |
| 2/4/2019 17:07 | 0 | 6.833 | 62.8 | 49.2 |
| 2/4/2019 17:17 | 0 | 6.842 | 62.2 | 49.6 |
| 2/4/2019 17:27 | 0 | 6.833 | 61.7 | 49.9 |
| 2/4/2019 17:37 | 0 | 6.833 | 61.2 | 50.3 |
| 2/4/2019 17:47 | 0 | 6.833 | 60.6 | 50.6 |
| 2/4/2019 17:57 | 0 | 6.833 | 60.3 | 50.9 |
| 2/4/2019 18:07 | 0 | 6.833 | 59.7 | 51.3 |
| 2/4/2019 18:17 | 0 | 6.833 | 59.4 | 51.7 |
| 2/4/2019 18:27 | 0 | 6.833 | 59.0 | 52.1 |
| 2/4/2019 18:37 | 0 | 6.833 | 58.3 | 52.5 |
| 2/4/2019 18:47 | 0 | 6.833 | 57.6 | 53.0 |
| 2/4/2019 18:57 | 0 | 6.833 | 56.8 | 53.7 |
| 2/4/2019 19:07 | 0 | 6.833 | 56.3 | 54.3 |
| 2/4/2019 19:17 | 0 | 6.833 | 55.8 | 55.0 |
| 2/4/2019 19:27 | 0 | 6.833 | 55.2 | 55.5 |
| 2/4/2019 19:37 | 0 | 6.833 | 54.9 | 56.0 |
| 2/4/2019 19:47 | 0 | 6.833 | 54.5 | 56.5 |
| 2/4/2019 19:57 | 0 | 6.833 | 54.3 | 56.9 |
| 2/4/2019 20:07 | 0 | 6.833 | 54.0 | 57.3 |
| 2/4/2019 20:17 | 0 | 6.825 | 53.8 | 57.7 |
| 2/4/2019 20:27 | 0 | 6.825 | 53.4 | 58.0 |
| 2/4/2019 20:37 | 0 | 6.825 | 53.4 | 58.4 |
| 2/4/2019 20:47 | 0 | 6.825 | 54.0 | 58.5 |
| 2/4/2019 20:57 | 0 | 6.825 | 54.7 | 58.4 |
| 2/4/2019 21:07 | 0 | 6.825 | 55.6 | 58.0 |
| 2/4/2019 21:17 | 0 | 6.825 | 56.3 | 57.5 |
| 2/4/2019 21:27 | 0 | 6.825 | 56.7 | 57.0 |
| 2/4/2019 21:37 | 0 | 6.833 | 56.8 | 56.5 |
| 2/4/2019 21:47 | 0 | 6.833 | 57.0 | 56.0 |
| 2/4/2019 21:57 | 0 | 6.833 | 57.0 | 55.7 |
| 2/4/2019 22:07 | 0 | 6.833 | 57.2 | 55.4 |
| 2/4/2019 22:17 | 0 | 6.833 | 57.2 | 55.3 |
| 2/4/2019 22:27 | 0 | 6.833 | 57.2 | 55.2 |
| 2/4/2019 22:37 | 0 | 6.833 | 57.0 | 55.1 |
| 2/4/2019 22:47 | 0 | 6.833 | 57.0 | 55.0 |
| 2/4/2019 22:57 | 0 | 6.833 | 56.8 | 55.0 |
| 2/4/2019 23:07 | 0 | 6.833 | 56.8 | 55.0 |
| 2/4/2019 23:17 | 0 | 6.833 | 57.0 | 55.1 |
| 2/4/2019 23:27 | 0 | 6.833 | 57.2 | 55.1 |
| 2/4/2019 23:37 | 0 | 6.833 | 57.2 | 55.1 |
| 2/4/2019 23:47 | 0 | 6.833 | 57.4 | 55.0 |
| 2/4/2019 23:57 | 0 | 6.833 | 57.6 | 55.0 |
| 2/5/2019 0:07 | 0 | 6.833 | 57.7 | 55.1 |
| 2/5/2019 0:17 | 0 | 6.833 | 57.9 | 55.2 |
| 2/5/2019 0:27 | 0 | 6.833 | 57.9 | 55.4 |
| 2/5/2019 0:37 | 0 | 6.833 | 57.9 | 55.6 |
| 2/5/2019 0:47 | 0 | 6.833 | 57.9 | 55.9 |
| 2/5/2019 0:57 | 0 | 6.833 | 57.7 | 56.1 |
| 2/5/2019 1:07 | 0 | 6.833 | 57.7 | 56.3 |
| 2/5/2019 1:17 | 0 | 6.833 | 57.6 | 56.6 |
| 2/5/2019 1:27 | 0 | 6.833 | 57.4 | 57.4 |
| 2/5/2019 1:37 | 0 | 6.833 | 57.0 | 58.2 |
| 2/5/2019 1:47 | 0 | 6.833 | 56.8 | 59.3 |
| 2/5/2019 1:57 | 0 | 6.833 | 56.5 | 60.4 |
| 2/5/2019 2:07 | 0 | 6.833 | 56.3 | 61.4 |
| 2/5/2019 2:17 | 0 | 6.833 | 56.1 | 62.3 |
| 2/5/2019 2:27 | 0 | 6.833 | 56.3 | 63.1 |
| 2/5/2019 2:37 | 0 | 6.833 | 56.3 | 64.0 |
| 2/5/2019 2:47 | 0 | 6.833 | 56.3 | 64.8 |
| 2/5/2019 2:57 | 0 | 6.833 | 56.3 | 65.5 |
| 2/5/2019 3:07 | 0 | 6.833 | 56.3 | 66.2 |
| 2/5/2019 3:17 | 0 | 6.833 | 56.1 | 67.0 |

## School Monitoring Station

| Time Stamp | $H_2S$ (PPB) | Battery (Volts) | Temperature (°F) | Humidity (%) |
|---|---|---|---|---|
| 2/5/2019 3:27 | 0 | 6.833 | 55.8 | 67.9 |
| 2/5/2019 3:37 | 0 | 6.833 | 55.6 | 68.8 |
| 2/5/2019 3:47 | 0 | 6.833 | 55.4 | 69.6 |
| 2/5/2019 3:57 | 0 | 6.825 | 55.0 | 70.5 |
| 2/5/2019 4:07 | 0 | 6.825 | 54.5 | 71.6 |
| 2/5/2019 4:17 | 0 | 6.833 | 54.0 | 72.8 |
| 2/5/2019 4:27 | 0 | 6.825 | 53.4 | 74.1 |
| 2/5/2019 4:37 | 0 | 6.825 | 52.9 | 75.4 |
| 2/5/2019 4:47 | 0 | 6.825 | 52.5 | 76.5 |
| 2/5/2019 4:57 | 0 | 6.825 | 52.2 | 77.4 |
| 2/5/2019 5:07 | 0 | 6.825 | 51.8 | 78.1 |
| 2/5/2019 5:17 | 0 | 6.825 | 51.6 | 78.7 |
| 2/5/2019 5:27 | 0 | 6.825 | 51.3 | 79.0 |
| 2/5/2019 5:37 | 0 | 6.825 | 51.1 | 79.2 |
| 2/5/2019 5:47 | 0 | 6.825 | 51.1 | 79.2 |
| 2/5/2019 5:57 | 0 | 6.825 | 50.9 | 79.2 |
| 2/5/2019 6:07 | 0 | 6.825 | 50.7 | 79.1 |
| 2/5/2019 6:17 | 0 | 6.825 | 50.5 | 79.0 |
| 2/5/2019 6:27 | 0 | 6.825 | 50.4 | 78.9 |
| 2/5/2019 6:37 | 0 | 6.825 | 50.4 | 78.8 |
| 2/5/2019 6:47 | 0 | 6.825 | 50.2 | 78.7 |
| 2/5/2019 6:57 | 0 | 6.825 | 50.0 | 78.6 |
| 2/5/2019 7:07 | 0 | 6.825 | 49.8 | 78.6 |
| 2/5/2019 7:17 | 0 | 6.825 | 49.6 | 78.7 |
| 2/5/2019 7:27 | 0 | 6.825 | 49.5 | 78.6 |
| 2/5/2019 7:37 | 0 | 6.825 | 49.3 | 78.5 |
| 2/5/2019 7:47 | 0 | 6.825 | 49.1 | 78.5 |
| 2/5/2019 7:57 | 0 | 6.825 | 48.9 | 78.5 |
| 2/5/2019 8:07 | 0 | 6.825 | 48.7 | 78.6 |
| 2/5/2019 8:17 | 0 | 6.825 | 48.4 | 78.6 |
| 2/5/2019 8:27 | 0 | 6.825 | 48.2 | 78.6 |
| 2/5/2019 8:37 | 0 | 6.825 | 48.2 | 78.6 |
| 2/5/2019 8:47 | 0 | 6.825 | 48.0 | 78.4 |
| 2/5/2019 8:57 | 0 | 6.825 | 47.8 | 78.1 |
| 2/5/2019 9:07 | 0 | 6.816 | 47.8 | 77.9 |
| 2/5/2019 9:17 | 0 | 6.816 | 47.7 | 77.6 |
| 2/5/2019 9:27 | 0 | 6.816 | 47.7 | 77.4 |
| 2/5/2019 9:37 | 0 | 6.816 | 47.7 | 77.1 |
| 2/5/2019 9:47 | 0 | 6.816 | 47.7 | 76.8 |
| 2/5/2019 9:57 | 0 | 6.816 | 47.5 | 76.5 |
| 2/5/2019 10:07 | 0 | 6.816 | 47.3 | 76.3 |
| 2/5/2019 10:17 | 0 | 6.816 | 47.1 | 76.2 |
| 2/5/2019 10:27 | 0 | 6.816 | 46.9 | 76.1 |
| 2/5/2019 10:37 | 0 | 6.816 | 46.8 | 75.8 |
| 2/5/2019 10:47 | 0 | 6.816 | 46.4 | 75.2 |
| 2/5/2019 10:57 | 0 | 6.816 | 45.9 | 74.6 |
| 2/5/2019 11:07 | 0 | 6.816 | 45.3 | 74.0 |
| 2/5/2019 11:17 | 0 | 6.816 | 44.8 | 73.5 |
| 2/5/2019 11:27 | 0 | 6.816 | 44.2 | 73.1 |
| 2/5/2019 11:37 | 0 | 6.816 | 43.9 | 73.0 |
| 2/5/2019 11:47 | 0 | 6.816 | 43.7 | 72.9 |
| 2/5/2019 11:57 | 0 | 6.816 | 43.3 | 72.8 |
| 2/5/2019 12:07 | 0 | 6.816 | 42.1 | 72.3 |
| 2/5/2019 12:17 | 0 | 6.816 | 41.0 | 72.2 |
| 2/5/2019 12:27 | 0 | 6.807 | 40.1 | 72.2 |
| 2/5/2019 12:37 | 0 | 6.807 | 39.2 | 72.4 |
| 2/5/2019 12:47 | 0 | 6.807 | 38.7 | 72.6 |
| 2/5/2019 12:57 | 0 | 6.807 | 38.1 | 72.6 |
| 2/5/2019 13:07 | 0 | 6.807 | 37.8 | 72.5 |
| 2/5/2019 13:17 | 0 | 6.807 | 37.6 | 72.6 |
| 2/5/2019 13:27 | 0 | 6.807 | 37.2 | 72.6 |
| 2/5/2019 13:37 | 0 | 6.807 | 37.2 | 72.6 |
| 2/5/2019 13:47 | 0 | 6.798 | 37.0 | 72.6 |

## School Monitoring Station

| Time Stamp | $H_2S$ (PPB) | Battery (Volts) | Temperature (°F) | Humidity (%) |
|---|---|---|---|---|
| 2/5/2019 13:57 | 0 | 6.798 | 36.9 | 72.2 |
| 2/5/2019 14:07 | 0 | 6.798 | 36.5 | 71.9 |
| 2/5/2019 14:17 | 0 | 6.798 | 36.3 | 71.7 |
| 2/5/2019 14:27 | 0 | 6.798 | 36.1 | 71.5 |
| 2/5/2019 14:37 | 0 | 6.798 | 36.1 | 71.3 |
| 2/5/2019 14:47 | 0 | 6.798 | 36.0 | 71.1 |
| 2/5/2019 14:57 | 0 | 6.798 | 35.8 | 70.8 |
| 2/5/2019 15:07 | 0 | 6.798 | 35.6 | 70.6 |
| 2/5/2019 15:17 | 0 | 6.798 | 35.6 | 70.5 |
| 2/5/2019 15:27 | 0 | 6.798 | 35.4 | 70.4 |
| 2/5/2019 15:37 | 0 | 6.798 | 35.1 | 70.5 |
| 2/5/2019 15:47 | 0 | 6.798 | 34.9 | 70.6 |
| 2/5/2019 15:57 | 0 | 6.798 | 34.5 | 70.7 |
| 2/5/2019 16:07 | 0 | 6.798 | 34.2 | 70.7 |
| 2/5/2019 16:17 | 0 | 6.798 | 34.0 | 70.8 |
| 2/5/2019 16:27 | 0 | 6.798 | 33.8 | 70.9 |
| 2/5/2019 16:37 | 0 | 6.798 | 33.4 | 70.9 |
| 2/5/2019 16:47 | 0 | 6.798 | 33.1 | 71.0 |
| 2/5/2019 16:57 | 0 | 6.798 | 32.9 | 71.2 |
| 2/5/2019 17:07 | 0 | 6.790 | 32.7 | 71.4 |
| 2/5/2019 17:17 | 0 | 6.790 | 32.4 | 71.6 |
| 2/5/2019 17:27 | 0 | 6.790 | 32.2 | 71.7 |
| 2/5/2019 17:37 | 0 | 6.790 | 32.0 | 71.8 |
| 2/5/2019 17:47 | 0 | 6.790 | 32.0 | 71.9 |
| 2/5/2019 17:57 | 0 | 6.790 | 31.8 | 72.0 |
| 2/5/2019 18:07 | 0 | 6.790 | 31.5 | 72.0 |
| 2/5/2019 18:17 | 0 | 6.790 | 31.3 | 72.1 |
| 2/5/2019 18:27 | 0 | 6.790 | 31.1 | 72.2 |
| 2/5/2019 18:37 | 0 | 6.790 | 30.9 | 72.2 |
| 2/5/2019 18:47 | 0 | 6.790 | 30.6 | 72.3 |
| 2/5/2019 18:57 | 0 | 6.790 | 30.4 | 72.4 |
| 2/5/2019 19:07 | 0 | 6.790 | 30.2 | 72.6 |
| 2/5/2019 19:17 | 0 | 6.790 | 30.2 | 72.7 |
| 2/5/2019 19:27 | 0 | 6.790 | 30.0 | 72.9 |
| 2/5/2019 19:37 | 0 | 6.790 | 29.8 | 73.0 |
| 2/5/2019 19:47 | 0 | 6.790 | 29.8 | 73.0 |
| 2/5/2019 19:57 | 0 | 6.790 | 29.8 | 73.1 |
| 2/5/2019 20:07 | 0 | 6.790 | 29.7 | 73.2 |
| 2/5/2019 20:17 | 0 | 6.790 | 29.7 | 73.2 |
| 2/5/2019 20:27 | 0 | 6.790 | 29.5 | 73.1 |
| 2/5/2019 20:37 | 0 | 6.790 | 29.5 | 73.1 |
| 2/5/2019 20:47 | 0 | 6.790 | 29.3 | 73.1 |
| 2/5/2019 20:57 | 0 | 6.781 | 29.3 | 73.1 |
| 2/5/2019 21:07 | 0 | 6.781 | 29.1 | 73.0 |
| 2/5/2019 21:17 | 0 | 6.781 | 29.1 | 73.0 |
| 2/5/2019 21:27 | 0 | 6.781 | 29.1 | 73.0 |
| 2/5/2019 21:37 | 0 | 6.781 | 29.1 | 73.1 |
| 2/5/2019 21:47 | 0 | 6.790 | 28.9 | 73.2 |
| 2/5/2019 21:57 | 0 | 6.790 | 28.9 | 73.3 |
| 2/5/2019 22:07 | 0 | 6.790 | 28.9 | 73.3 |
| 2/5/2019 22:17 | 0 | 6.781 | 28.9 | 73.4 |
| 2/5/2019 22:27 | 0 | 6.781 | 28.9 | 73.5 |
| 2/5/2019 22:37 | 0 | 6.790 | 28.9 | 73.5 |
| 2/5/2019 22:47 | 0 | 6.781 | 28.9 | 73.6 |
| 2/5/2019 22:57 | 0 | 6.790 | 28.9 | 73.6 |
| 2/5/2019 23:07 | 0 | 6.781 | 28.9 | 73.6 |
| 2/5/2019 23:17 | 0 | 6.781 | 28.8 | 73.7 |
| 2/5/2019 23:27 | 0 | 6.790 | 28.8 | 73.7 |
| 2/5/2019 23:37 | 0 | 6.781 | 28.8 | 73.8 |
| 2/5/2019 23:47 | 0 | 6.781 | 28.8 | 73.8 |
| 2/5/2019 23:57 | 0 | 6.781 | 28.8 | 73.9 |